



TIMING PULLEYS

TIMING PULLEYS WITH PILOT BORE

TYPE MXL - XL - L - H - XH - XXH

page 5

EXPORT TIMING PULLEYS

TYPE XL - L - H

21

TAPER-LOCK[®] TIMING PULLEYS

TYPE L - H

31

HTD[®] TIMING PULLEYS WITH PILOT BORE

TYPE 3M - 5M - 8M - 14M

40

HTD[®] TAPER LOCK[®] TIMING PULLEYS

TYPE 5M - 8M - 14M

55

GT[®] TIMING PULLEYS WITH PILOT BORE

TYPE 3MR - 5MR

67

POLY CHAIN[®] GT[®] TIMING PULLEYS

TYPE 8M - 14M

73

"T" METRIC TIMING PULLEYS

TYPE T2,5 - T5 - T10

84


"CT" METRIC TIMING PULLEYS

TYPE CT5 - CT10

94



TIMING PULLEYS





FOR SYNCHRONOUS DRIVES

Toothed belts and pulleys are of major importance in synchronous drives based on flexible components.

These components enable problems to be overcome efficiently and very economically, problems that would otherwise require the use of kinematic motion gearing or transmissions with articulated link chains.

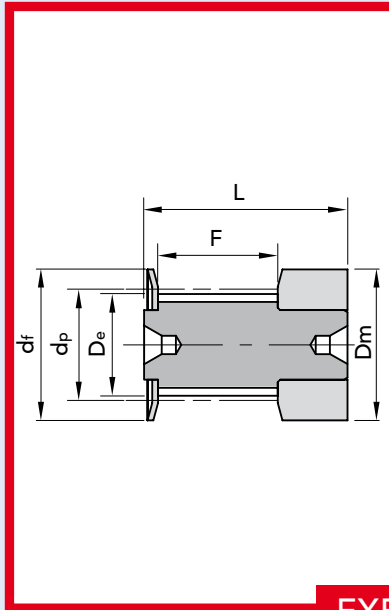
In fact, the performance provided by synchronous belt drives is analogous to the characteristic performance of both chains and gearing however belts and pulleys by comparison have additional advantages deriving from their structural features.

This evident versatility in application is essentially due to the operating characteristics that are common to all toothed belt synchronous drives, and they can be summarised as follows:

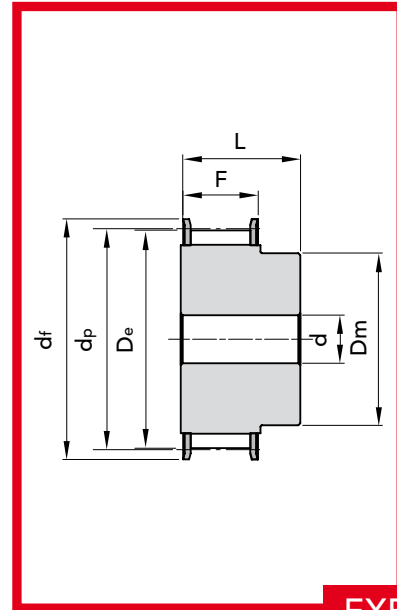
- Transmission of absolute asynchronous motion due to the complete absence of slipping.
- Regular and constant motion, since the toothed belt is free from polygonal winding and the consequent speed variation typical of chain transmissions.
- Non-extendable belt that transmits the motion without significant stretching and therefore without lost motion.
- Moderate assembly pre-tension, since adhesion is not required between the belt and the pulley.
- Minimum radial load on the shafts and on the bearings.
- High capacity to transmit power and high torques at low speed.
- Silent running, good performance, minimum overall dimensions and limited maintenance requirements.

The quality of synchronous transmission depends to an equal extent on the characteristics of both the belt and the pulley, which therefore must comply with demanding design and construction criteria.

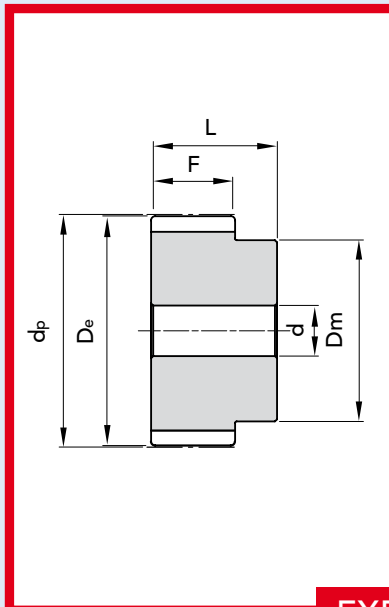
CHIARAVALLI GROUP SpA avails of the technical collaboration of the most qualified manufacturers of belts worldwide and produces the Company's complete range of toothed pulleys in compliance with current Standards, but implementing a series of adjustments designed to improve the matching characteristics with the belt.



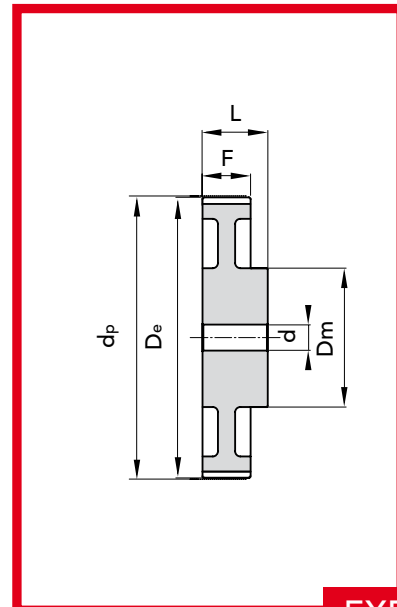
EXECUTION OF



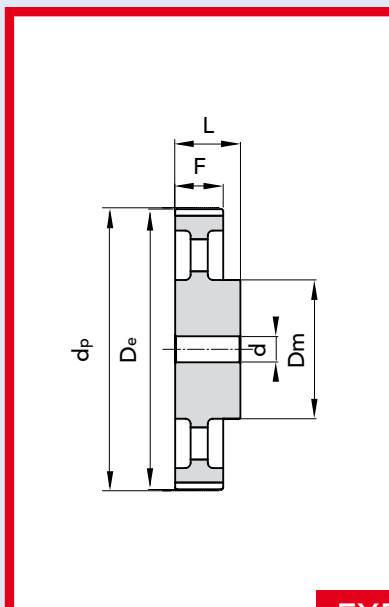
EXECUTION 1F



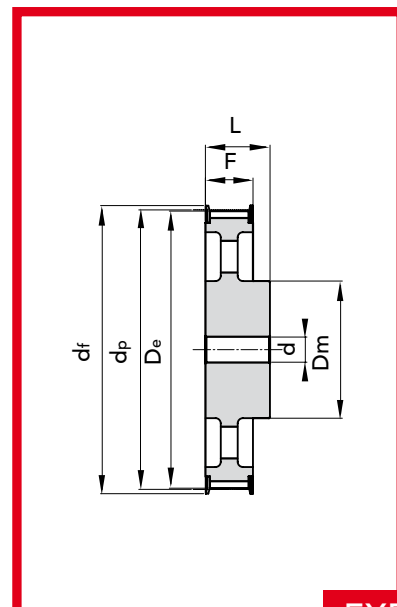
EXECUTION 2



EXECUTION 3



EXECUTION 4



EXECUTION 5F



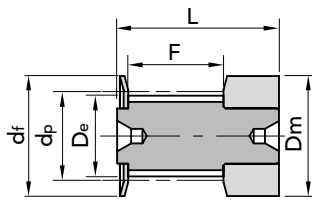
TIMING PULLEYS with PILOT BORE

FOR POSITIVE BELTS

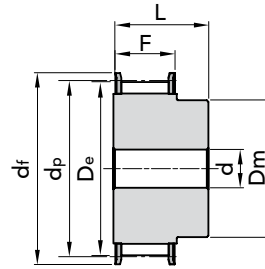
TYPE **MXL 025**

PITCH 0.080" (2.032 mm)

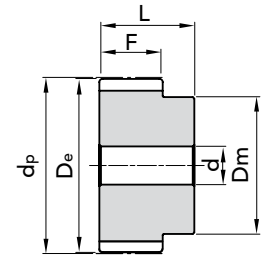
Different pitch of teeth available on request.



EXEC. 0F



EXEC. 1F



EXEC. 2

TYPE	P. NUMBER	N. TEETH	EXEC.	Dp	De	Df FLANGE	Dm HUB	F	L	d	N. FLANGE	WEIGHT kg.
16 MXL 025	42025116	16	0F	10,35	9,84	15	15	8,5	16,0	-	502	0,01
18 MXL 025	42025118	18	0F	11,64	11,12	16	16	8,5	16,0	-	503	0,01
20 MXL 025	42025120	20	0F	12,94	12,43	16	16	8,5	16,0	-	503	0,01
22 MXL 025	42025122	22	1F	14,23	13,72	17	10	11	16,0	3	504	0,01
24 MXL 025	42025124	24	1F	15,52	15,01	20	10	11	16,0	3	505	0,01
28 MXL 025	42025128	28	1F	18,11	17,60	25	11	11	16,0	3	506	0,01
30 MXL 025	42025130	30	1F	19,40	18,90	25	12	11	16,0	4	506	0,02
32 MXL 025	42025132	32	1F	20,70	20,19	26	14	11	16,0	4	507	0,02
36 MXL 025	42025136	36	1F	23,29	22,78	28	16	11	16,0	4	508	0,02
40 MXL 025	42025140	40	1F	25,87	25,37	32	18	11	16,0	4	509	0,03
42 MXL 025	42025142	42	1F	27,17	26,67	32	18	11	16,0	5	509	0,03
44 MXL 025	42025144	44	1F	28,46	27,95	36	18	11	16,0	5	510	0,03
48 MXL 025	42025148	48	2	31,05	30,54	-	20	11	16,0	5	-	0,03
60 MXL 025	42025160	60	2	38,81	38,30	-	24	11	16,0	5	-	0,04
72 MXL 025	42025172	72	2	46,57	46,06	-	25	11	16,0	6	-	0,05

MATERIAL **ALUMINIUM**

CAD drawings available on our site
www.chiaravalli.com

Quantity, availability and prices on B2B Chiaravalli



The images do not identify the products.

TIMING PULLEYS with PILOT BORE TYPE MXL 025

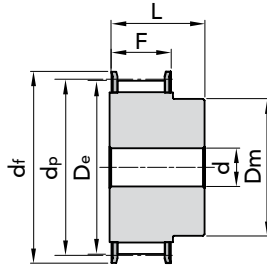


FOR POSITIVE BELTS

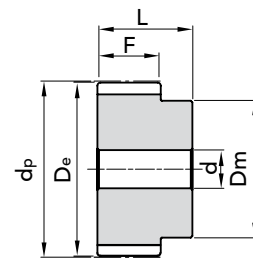
TYPE **XL 037**

PITCH 1/5" (5.08 mm)

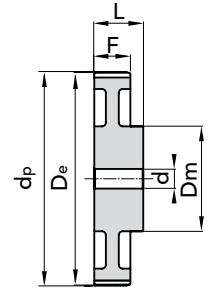
Different pitch of teeth available on request.



EXEC. 1F



EXEC. 2



EXEC. 3

TYPE	P. NUMBER ALUMINIUM	P. NUMBER STEEL	N. TEETH	EXEC.	Dp	De	Df FLANGE	Dm HUB	F	L	d	N. FLANGE	WEIGHT Al kg.	WEIGHT Steel kg.
10 XL 037	42037110	42037010	10	1F	16,17	15,66	23	9,5	14,3	20	-	1	0,01	0,028
11 XL 037	42037111	42037011	11	1F	17,79	17,28	23	9,5	14,3	20	-	1	0,01	0,028
12 XL 037	42037112	42037012	12	1F	19,40	18,90	25	10	14,3	20	-	2	0,01	0,028
13 XL 037	42037113	42037013	13	1F	21,02	20,51	25	10	14,3	20	-	2	0,01	0,028
14 XL 037	42037114	42037014	14	1F	22,64	22,13	28	15	14,3	20	-	4	0,02	0,056
15 XL 037	42037115	42037015	15	1F	24,26	23,75	28	15	14,3	20	-	4	0,02	0,056
16 XL 037	42037116	42037016	16	1F	25,87	25,36	32	16	14,3	20	-	5	0,03	0,08
17 XL 037	42037117	42037017	17	1F	27,49	26,98	32	20	14,3	20	-	6	0,03	0,08
18 XL 037	42037118	42037018	18	1F	29,11	28,60	35	20	14,3	20	-	7	0,04	0,1
19 XL 037	42037119	42037019	19	1F	30,72	30,22	35	20	14,3	22	-	7	0,04	0,1
20 XL 037	42037120	42037020	20	1F	32,34	31,83	38	23,5	14,3	22	-	9	0,05	0,14
21 XL 037	42037121	42037021	21	1F	33,96	33,45	38	23,5	14,3	22	-	9	0,05	0,14
22 XL 037	42037122	42037022	22	1F	35,57	35,07	41	25	14,3	22	6	10	0,06	0,16
24 XL 037	42037124	42037024	24	1F	38,81	38,30	44	30	14,3	22	6	12	0,06	0,16
26 XL 037	42037126	42037026	26	1F	42,04	41,53	48	30	14,3	22	8	11	0,09	0,25
27 XL 037	42037127	42037027	27	1F	43,66	43,15	48	30	14,3	22	8	11	0,09	0,25
28 XL 037	42037128	42037028	28	1F	45,28	44,77	51	34	14,3	22	8	16	0,10	0,28
30 XL 037	42037130	42037030	30	1F	48,51	48,00	54	38	14,3	22	8	18	0,12	0,3
32 XL 037	42037132	42037032	32	1F	51,74	51,24	57	38	14,3	25	8	20	0,12	0,3
34 XL 037	42037134	42037034	34	1F	54,98	54,47	61	38	14,3	25	8	22	0,13	0,3
35 XL 037	42037135	42037035	35	1F	56,60	56,09	61	38	14,3	25	8	22	0,14	0,4
36 XL 037	42037136		36	2	58,21	57,70	-	45	14,3	25	8	-	0,14	-
38 XL 037	42037138		38	2	61,45	60,94	-	45	14,3	25	8	-	0,15	-
40 XL 037	42037140		40	2	64,68	64,17	-	45	14,3	25	8	-	0,16	-
42 XL 037	42037142		42	2	67,91	67,41	-	45	14,3	25	8	-	0,18	-
44 XL 037	42037144		44	2	71,15	70,64	-	45	14,3	25	8	-	0,19	-
48 XL 037	42037148		48	3	77,62	77,11	-	45	14,3	25	10	-	0,19	-
60 XL 037	42037160		60	3	97,02	96,51	-	45	14,3	25	10	-	0,22	-
72 XL 037	42037172		72	3	116,42	115,92	-	45	14,3	25	10	-	0,44	-

MATERIAL **STEEL/ALUMINIUM**MATERIAL **ALUMINIUM**CAD drawings available on our site
www.chiaravalli.comQuantity, availability and prices
on B2B Chiaravalli



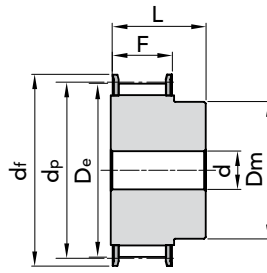
TIMING PULLEYS with PILOT BORE

FOR POSITIVE BELTS

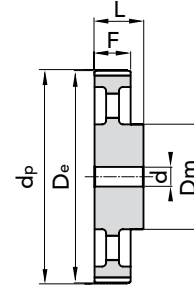
TYPE L 050

PITCH 3/8" (9.52 mm)

Different pitch of teeth available on request.



EXEC. 1F



EXEC. 4

TYPE	P. NUMBER	N. TEETH	EXEC.	Dp	De	Df FLANGE	Dm HUB	F	L	d	N. FLANGE	WEIGHT kg.
10 L 050	42050010	10	1F	30,33	29,56	37	20	19	28	8	50	0,11
11 L 050	42050011	11	1F	33,35	32,59	37	22	19	30	8	50	0,14
12 L 050	42050012	12	1F	36,37	35,62	43	24	19	30	8	52	0,17
13 L 050	42050013	13	1F	39,41	38,65	44	28	19	30	8	83	0,21
14 L 050	42050014	14	1F	42,44	41,68	48	28	19	30	8	54	0,24
15 L 050	42050015	15	1F	45,48	44,72	51	34	19	30	8	55	0,29
16 L 050	42050016	16	1F	48,51	47,75	54	36	19	32	8	56	0,33
17 L 050	42050017	17	1F	51,54	50,78	57	36	19	32	10	57	0,38
18 L 050	42050018	18	1F	54,59	53,81	60	40	19	32	10	58	0,44
19 L 050	42050019	19	1F	57,61	56,84	64	40	19	32	10	59	0,47
20 L 050	42050020	20	1F	60,63	59,88	66,5	40	19	32	10	60	0,51
21 L 050	42050021	21	1F	63,68	62,91	70	45	19	32	10	61	0,6
22 L 050	42050022	22	1F	66,70	65,94	75	45	19	32	10	62	0,64
23 L 050	42050023	23	1F	69,73	68,97	79	55	19	32	10	63	0,78
24 L 050	42050024	24	1F	72,77	72,00	79	55	19	32	10	63	0,81
25 L 050	42050025	25	1F	75,80	75,04	82,5	58	19	32	10	64	0,89
26 L 050	42050026	26	1F	78,84	78,07	86	58	19	32	11	65	0,94
27 L 050	42050027	27	1F	81,86	81,10	86	58	19	32	11	65	0,99
28 L 050	42050028	28	1F	84,89	84,13	91	58	19	32	11	66	1,04
30 L 050	42050030	30	1F	90,96	90,20	97	70	19	32	11	68	1,17
32 L 050	42050032	32	1F	97,03	96,26	102	70	19	32	11	70	1,41
33 L 050	42050033	33	1F	100,05	99,29	106	70	19	32	11	71	1,49
34 L 050	42050034	34	1F	103,08	102,32	112	70	19	32	11	72	1,57
35 L 050	42050035	35	1F	106,12	105,35	112	70	19	32	11	72	1,62
36 L 050	42050036	36	1F	109,14	108,39	115	70	19	32	11	74	1,7
40 L 050	42050040	40	1F	121,29	120,51	128	70	19	32	11	78	2,03
42 L 050	42050042	42	1F	127,34	126,57	135	70	19	32	11	80	2,21
44 L 050	42050044	44	1F	133,4	132,64	142	70	19	32	11	81	2,38
45 L 050	42050045	45	1F	136,44	135,67	142	70	19	32	11	81	2,48
48 L 050	42050048	48	1F	145,54	144,77	150	70	19	32	11	85	2,78
50 L 050	42050050	50	4	151,6	150,83	-	70	19	32	14	-	1,74
52 L 050	42050052	52	4	157,66	156,9	-	70	19	32	14	-	1,8
56 L 050	42050056	56	4	169,79	169,02	-	70	19	32	14	-	1,87
57 L 050	42050057	57	4	172,82	172,06	-	70	19	32	14	-	1,88
60 L 050	42050060	60	4	181,92	181,15	-	75	19	42	14	-	2,41
72 L 050	42050072	72	4	218,29	217,53	-	75	19	42	14	-	2,82
84 L 050	42050084	84	4	254,69	253,92	-	75	19	42	14	-	3,08
96 L 050	42050096	96	4	291,06	290,3	-	75	19	42	14	-	3,42

MATERIAL **STEEL**
C 45

MATERIAL **CAST-IRON**

CAD drawings available on our site
www.chiaravalli.com

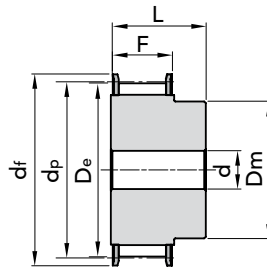
Quantity, availability and prices
on B2B Chiaravalli



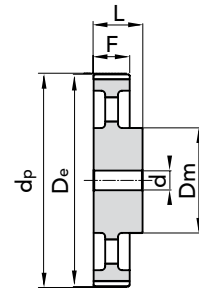
FOR POSITIVE BELTS

TYPE **L 075**

PITCH 3/8" (9.52 mm)


Different pitch of teeth
available on request.

EXEC. 1F



EXEC. 4

TYPE	P. NUMBER	N. TEETH	EXEC.	Dp	De	Df FLANGE	Dm HUB	F	L	d	N. FLANGE	WEIGHT kg.
10 L 075	42075010	10	1F	30,33	29,56	37	20	25,4	38	8	50	0,14
11 L 075	42075011	11	1F	33,35	32,59	37	22	25,4	38	8	50	0,18
12 L 075	42075012	12	1F	36,37	35,62	43	24	25,4	38	8	52	0,22
13 L 075	42075013	13	1F	39,41	38,65	44	28	25,4	38	8	83	0,26
14 L 075	42075014	14	1F	42,44	41,68	48	28	25,4	38	11	54	0,30
15 L 075	42075015	15	1F	45,48	44,72	51	34	25,4	38	11	55	0,37
16 L 075	42075016	16	1F	48,51	47,75	54	36	25,4	38	11	56	0,43
17 L 075	42075017	17	1F	51,54	50,78	57	36	25,4	38	11	57	0,46
18 L 075	42075018	18	1F	54,59	53,81	60	40	25,4	38	11	58	0,54
19 L 075	42075019	19	1F	57,61	56,84	64	40	25,4	38	11	59	0,58
20 L 075	42075020	20	1F	60,63	59,88	66,5	40	25,4	38	11	60	0,64
21 L 075	42075021	21	1F	63,68	62,91	70	45	25,4	38	11	61	0,71
22 L 075	42075022	22	1F	66,70	65,94	75	45	25,4	38	11	62	0,79
23 L 075	42075023	23	1F	69,73	68,97	79	55	25,4	38	11	63	0,94
24 L 075	42075024	24	1F	72,77	72,00	79	55	25,4	38	11	63	1,00
25 L 075	42075025	25	1F	75,80	75,04	82,5	58	25,4	38	11	64	1,10
26 L 075	42075026	26	1F	78,84	78,07	86	58	25,4	38	11	65	1,16
27 L 075	42075027	27	1F	81,86	81,10	86	58	25,4	38	11	65	1,22
28 L 075	42075028	28	1F	84,89	84,13	91	58	25,4	38	11	66	1,30
30 L 075	42075030	30	1F	90,96	90,20	97	70	25,4	38	11	68	1,47
32 L 075	42075032	32	1F	97,03	96,26	102	70	25,4	38	11	70	1,75
33 L 075	42075033	33	1F	100,05	99,29	106	70	25,4	38	11	71	1,85
34 L 075	42075034	34	1F	103,08	102,32	112	70	25,4	38	11	72	1,93
35 L 075	42075035	35	1F	106,12	105,35	112	70	25,4	38	11	72	2,03
36 L 075	42075036	36	1F	109,14	108,39	115	70	25,4	38	11	74	2,14
40 L 075	42075040	40	1F	121,29	120,51	128	70	25,4	38	11	78	2,56
42 L 075	42075042	42	1F	127,34	126,57	135	70	25,4	38	11	80	2,81
44 L 075	42075044	44	1F	133,4	132,64	142	70	25,4	38	11	81	3,02
45 L 075	42075045	45	1F	136,44	135,67	142	70	25,4	38	11	81	3,16
48 L 075	42075048	48	1F	145,54	144,77	150	70	25,4	38	11	85	3,57
50 L 075	42075050	50	4	151,6	150,83	-	70	25,4	38	14	-	2,10
52 L 075	42075052	52	4	157,66	156,9	-	70	25,4	38	14	-	2,13
56 L 075	42075056	56	4	169,79	169,02	-	70	25,4	38	14	-	2,27
57 L 075	42075057	57	4	172,82	172,06	-	70	25,4	38	14	-	2,28
60 L 075	42075060	60	4	181,92	181,15	-	75	25,4	45	14	-	2,70
72 L 075	42075072	72	4	218,29	217,53	-	75	25,4	45	14	-	3,19
84 L 075	42075084	84	4	254,69	253,92	-	75	25,4	45	14	-	3,64
96 L 075	42075096	96	4	291,06	290,3	-	75	25,4	45	14	-	4,04

MATERIAL **STEEL**
C 45MATERIAL **CAST-IRON**CAD drawings available on our site
www.chiaravalli.comQuantity, availability and prices
on B2B Chiaravalli



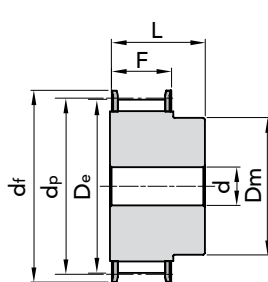
TIMING PULLEYS with PILOT BORE

FOR POSITIVE BELTS

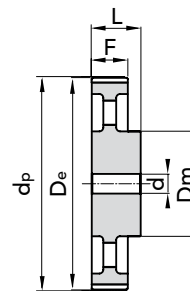
TYPE L 100

PITCH 3/8" (9.52 mm)

Different pitch of teeth available on request.



EXEC. 1F



EXEC. 4

TYPE	P. NUMBER	N. TEETH	EXEC.	Dp	De	Df FLANGE	Dm HUB	F	L	d	N. FLANGE	WEIGHT kg.
10 L 100	42100010	10	1F	30,33	29,56	37	20	31,8	45	8	50	0,17
11 L 100	42100011	11	1F	33,35	32,59	37	22	31,8	45	8	50	0,22
12 L 100	42100012	12	1F	36,37	35,62	43	24	31,8	45	8	52	0,26
13 L 100	42100013	13	1F	39,41	38,65	44	28	31,8	45	8	83	0,32
14 L 100	42100014	14	1F	42,44	41,68	48	28	31,8	45	11	54	0,35
15 L 100	42100015	15	1F	45,48	44,72	51	34	31,8	45	11	55	0,43
16 L 100	42100016	16	1F	48,51	47,75	54	36	31,8	45	11	56	0,50
17 L 100	42100017	17	1F	51,54	50,78	57	36	31,8	45	11	57	0,56
18 L 100	42100018	18	1F	54,59	53,81	60	40	31,8	45	11	58	0,64
19 L 100	42100019	19	1F	57,61	56,84	64	40	31,8	45	11	59	0,70
20 L 100	42100020	20	1F	60,63	59,88	66	40	31,8	45	11	60	0,77
21 L 100	42100021	21	1F	63,68	62,91	70	45	31,8	45	11	61	0,88
22 L 100	42100022	22	1F	66,70	65,94	75	45	31,8	45	11	62	0,95
23 L 100	42100023	23	1F	69,73	68,97	79	55	31,8	45	11	63	1,11
24 L 100	42100024	24	1F	72,77	72,00	79	55	31,8	45	11	63	1,18
25 L 100	42100025	25	1F	75,80	75,04	82	58	31,8	45	11	64	1,30
26 L 100	42100026	26	1F	78,84	78,07	86	58	31,8	45	11	65	1,40
27 L 100	42100027	27	1F	81,86	81,10	86	58	31,8	45	11	65	1,47
28 L 100	42100028	28	1F	84,89	84,13	91	58	31,8	45	11	66	1,58
30 L 100	42100030	30	1F	90,96	90,20	97	70	31,8	45	11	68	1,78
32 L 100	42100032	32	1F	97,03	96,26	102	70	31,8	45	11	70	2,11
33 L 100	42100033	33	1F	100,05	99,29	106	70	31,8	45	11	71	2,23
34 L 100	42100034	34	1F	103,08	102,32	112	70	31,8	45	11	72	2,39
35 L 100	42100035	35	1F	106,12	105,35	112	70	31,8	45	11	72	2,45
36 L 100	42100036	36	1F	109,14	108,39	115	70	31,8	45	11	74	2,59
40 L 100	42100040	40	1F	121,29	120,51	128	70	31,8	45	11	78	3,13
42 L 100	42100042	42	1F	127,34	126,57	135	70	31,8	45	11	80	3,43
44 L 100	42100044	44	1F	133,4	132,64	142	70	31,8	45	11	81	3,72
45 L 100	42100045	45	1F	136,44	135,67	142	70	31,8	45	11	81	3,89
48 L 100	42100048	48	1F	145,54	144,77	150	70	31,8	45	11	85	4,38
50 L 100	42100050	50	4	151,6	150,83	-	70	31,8	45	14	-	2,41
52 L 100	42100052	52	4	157,66	156,9	-	70	31,8	45	14	-	2,55
56 L 100	42100056	56	4	169,79	169,02	-	70	31,8	45	14	-	2,65
57 L 100	42100057	57	4	172,82	172,06	-	70	31,8	45	14	-	2,71
60 L 100	42100060	60	4	181,92	181,15	-	75	31,8	45	14	-	3,11
72 L 100	42100072	72	4	218,29	217,53	-	75	31,8	45	14	-	3,65
84 L 100	42100084	84	4	254,69	253,92	-	75	31,8	45	14	-	4,12
96 L 100	42100096	96	4	291,06	290,3	-	75	31,8	45	14	-	4,60

MATERIAL **STEEL**
C 45

MATERIAL **CAST-IRON**

CAD drawings available on our site
www.chiaravalli.com

Quantity, availability and prices
on B2B Chiaravalli



The images do not identify the products.

TIMING PULLEYS with PILOT BORE TYPE L 100

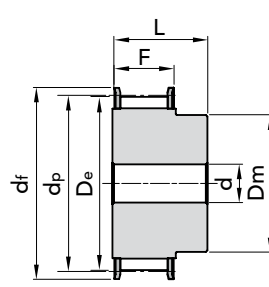


FOR POSITIVE BELTS

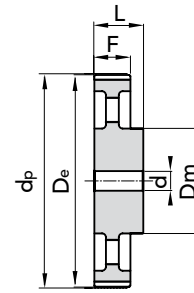
TYPE **H 075**

PITCH 1/2" (12.7 mm)

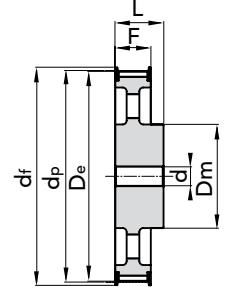
Different pitch of teeth available on request.



EXEC. 1F



EXEC. 4



EXEC. 5F

TYPE	P. NUMBER	N. TEETH	EXEC.	Dp	De	Df FLANGE	Dm HUB	F	L	d	N. FLANGE	WEIGHT kg.
14 H 075	43075014	14	1F	56,59	55,22	64	40	26,4	40	-	59	0,58
15 H 075	43075015	15	1F	60,64	59,27	66,5	45	26,4	40	-	60	0,69
16 H 075	43075016	16	1F	64,67	63,31	70	45	26,4	40	-	61	0,77
17 H 075	43075017	17	1F	68,72	67,35	75	45	26,4	40	-	62	0,84
18 H 075	43075018	18	1F	72,77	71,39	79	55	26,4	40	-	63	1,01
19 H 075	43075019	19	1F	76,81	75,44	82,5	60	26,4	40	11	64	1,15
20 H 075	43075020	20	1F	80,85	79,48	87	62	26,4	40	11	76	1,27
21 H 075	43075021	21	1F	84,89	83,52	91	65	26,4	40	11	66	1,41
22 H 075	43075022	22	1F	88,93	87,56	94	68	26,4	40	11	67	1,55
23 H 075	43075023	23	1F	92,98	91,61	97	72	26,4	40	11	68	1,71
24 H 075	43075024	24	1F	97,03	95,65	102	72	26,4	40	11	70	1,83
25 H 075	43075025	25	1F	101,06	99,69	106	72	26,4	40	11	71	1,96
26 H 075	43075026	26	1F	105,11	103,73	112	80	26,4	40	11	72	2,19
27 H 075	43075027	27	1F	109,15	107,78	115	80	26,4	40	11	74	2,32
28 H 075	43075028	28	1F	113,18	111,82	120	80	26,4	40	11	75	2,47
30 H 075	43075030	30	1F	121,29	119,90	128	80	26,4	40	11	78	2,76
32 H 075	43075032	32	1F	129,30	127,99	135	80	26,4	40	11	80	3,08
33 H 075	43075033	33	1F	133,40	132,03	142	80	26,4	40	11	81	3,25
34 H 075	43075034	34	1F	137,45	136,07	142	80	26,4	40	11	81	3,42
35 H 075	43075035	35	1F	141,49	140,12	150	80	26,4	40	11	85	3,61
36 H 075	43075036	36	1F	145,54	144,16	150	80	26,4	40	11	85	3,79
38 H 075	43075038	38	1F	153,62	152,24	158	80	26,4	40	11	86	4,16
40 H 075	43075040	40	1F	161,70	160,33	168	80	26,4	40	11	90	4,58
42 H 075	43075042	42	1F	169,79	168,41	184	80	26,4	40	11	94	5,05
44 H 075	43075044	44	5F	177,80	176,50	184	80	26,4	40	14	95	2,57
48 H 075	43075048	48	5F	194,03	192,67	200	90	26,4	45	14	100	3,56
50 H 075	43075050	50	4	202,13	200,75	-	90	26,4	45	14	-	3,74

MATERIAL **STEEL**
C 45MATERIAL **CAST-IRON**CAD drawings available on our site
www.chiaravalli.comQuantity, availability and prices
on B2B Chiaravalli



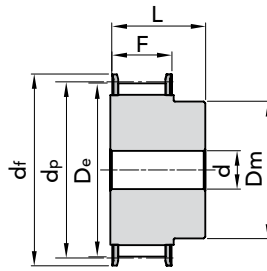
TIMING PULLEYS with PILOT BORE

FOR POSITIVE BELTS

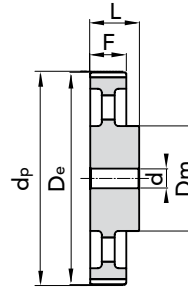
TYPE H 100

PITCH 1/2" (12.7 mm)

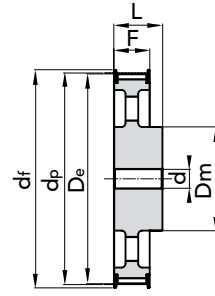
Different pitch of teeth available on request.



EXEC. 1F



EXEC. 4



EXEC. 5F

TYPE	P. NUMBER	N. TEETH	EXEC.	Dp	De	Df FLANGE	Dm HUB	F	L	d	N. FLANGE	WEIGHT kg.
14 H 100	43100014	14	1F	56,59	55,22	64	40	31,8	45	-	59	0,65
15 H 100	43100015	15	1F	60,64	59,27	66,5	45	31,8	45	-	60	0,77
16 H 100	43100016	16	1F	64,67	63,31	70	45	31,8	45	-	61	0,87
17 H 100	43100017	17	1F	68,72	67,35	75	45	31,8	45	-	62	0,97
18 H 100	43100018	18	1F	72,77	71,39	79	55	31,8	45	-	63	1,16
19 H 100	43100019	19	1F	76,81	75,44	82,5	60	31,8	45	14	64	1,30
20 H 100	43100020	20	1F	80,85	79,48	87	62	31,8	45	14	76	1,44
21 H 100	43100021	21	1F	84,89	83,52	91	65	31,8	45	14	66	1,60
22 H 100	43100022	22	1F	88,93	87,56	94	68	31,8	45	14	67	1,76
23 H 100	43100023	23	1F	92,98	91,61	97	72	31,8	45	14	68	1,94
24 H 100	43100024	24	1F	97,03	95,65	102	72	31,8	45	14	70	2,09
25 H 100	43100025	25	1F	101,06	99,69	106	72	31,8	45	14	71	2,24
26 H 100	43100026	26	1F	105,11	103,73	112	80	31,8	45	14	72	2,49
27 H 100	43100027	27	1F	109,15	107,78	115	80	31,8	45	14	74	2,66
28 H 100	43100028	28	1F	113,18	111,82	120	80	31,8	45	14	75	2,83
29 H 100	43100029	29	1F	117,23	115,86	120	80	31,8	45	14	75	3,01
30 H 100	43100030	30	1F	121,29	119,90	128	80	31,8	45	14	78	3,19
32 H 100	43100032	32	1F	129,30	127,99	135	80	31,8	45	14	80	3,57
33 H 100	43100033	33	1F	133,40	132,03	142	80	31,8	45	14	81	3,79
34 H 100	43100034	34	1F	137,45	136,07	142	80	31,8	45	14	81	3,99
35 H 100	43100035	35	1F	141,49	140,12	150	80	31,8	45	14	85	4,20
36 H 100	43100036	36	1F	145,54	144,16	150	80	31,8	45	14	85	4,44
38 H 100	43100038	38	1F	153,62	152,24	158	80	31,8	45	14	86	4,90
40 H 100	43100040	40	1F	161,70	160,33	168	80	31,8	45	14	90	5,39
42 H 100	43100042	42	1F	169,79	168,41	180	80	31,8	45	14	94	5,89
44 H 100	43100044	44	5F	177,88	176,50	184	80	31,8	50	14	95	3,37
45 H 100	43100045	45	5F	181,91	180,54	192	80	31,8	50	14	96	3,57
48 H 100	43100048	48	5F	194,03	192,67	200	90	31,8	50	14	100	4,10
50 H 100	43100050	50	4	202,13	200,75	-	90	31,8	50	19	-	4,24
52 H 100	43100052	52	4	210,21	208,84	-	90	31,8	50	19	-	4,32
58 H 100	43100058	58	4	234,47	233,09	-	90	31,8	50	19	-	4,61
60 H 100	43100060	60	4	242,55	241,18	-	120	31,8	50	19	-	5,30
70 H 100	43100070	70	4	282,98	281,61	-	120	31,8	55	19	-	6,13
72 H 100	43100072	72	4	291,06	289,69	-	120	31,8	55	19	-	7,47
84 H 100	43100084	84	4	339,57	338,2	-	120	31,8	55	19	-	8,52
96 H 100	43100096	96	4	388,09	386,71	-	120	31,8	60	19	-	10,25
120 H 100	43100120	120	4	485,12	483,73	-	120	31,8	60	19	-	13,09

MATERIAL **STEEL**
C 45

MATERIAL **CAST-IRON**

CAD drawings available on our site
www.chiaravalli.com

Quantity, availability and prices
on B2B Chiaravalli



The images do not identify the products.

TIMING PULLEYS with PILOT BORE TYPE H 100

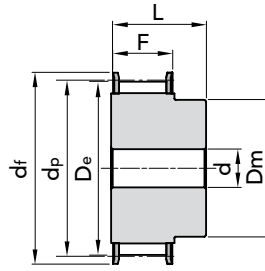


FOR POSITIVE BELTS

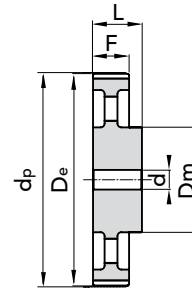
TYPE **H 150**

PITCH 1/2" (12.7 mm)

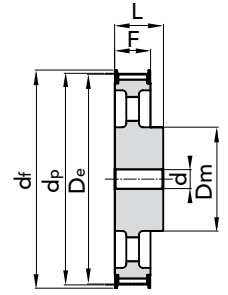
Different pitch of teeth available on request.



EXEC. 1F



EXEC. 4



EXEC. 5F

TYPE	P. NUMBER	N. TEETH	EXEC.	Dp	De	Df FLANGE	Dm HUB	F	L	d	N. FLANGE	WEIGHT kg.
14 H 150	43150014	14	1F	56,59	55,22	64	42	46,0	58	-	59	0,81
15 H 150	43150015	15	1F	60,64	59,27	66,5	45	46,0	58	-	60	0,97
16 H 150	43150016	16	1F	64,67	63,31	70	45	46,0	58	-	61	1,11
17 H 150	43150017	17	1F	68,72	67,35	75	45	46,0	58	-	62	1,25
18 H 150	43150018	18	1F	72,77	71,39	79	55	46,0	58	-	63	1,48
19 H 150	43150019	19	1F	76,81	75,44	82,5	60	46,0	58	-	64	1,68
20 H 150	43150020	20	1F	80,85	79,48	87	62	46,0	58	-	76	1,88
21 H 150	43150021	21	1F	84,89	83,52	91	65	46,0	58	-	66	2,08
22 H 150	43150022	22	1F	88,93	87,56	94	68	46,0	58	-	67	2,30
23 H 150	43150023	23	1F	92,98	91,61	97	72	46,0	58	-	68	2,54
24 H 150	43150024	24	1F	97,03	95,65	102	72	46,0	58	-	70	2,75
25 H 150	43150025	25	1F	101,06	99,69	106	72	46,0	58	-	71	2,97
26 H 150	43150026	26	1F	105,11	103,73	112	80	46,0	58	-	72	3,29
27 H 150	43150027	27	1F	109,15	107,78	115	80	46,0	58	-	74	3,52
28 H 150	43150028	28	1F	113,18	111,82	120	80	46,0	58	-	75	3,78
29 H 150	43150029	29	1F	117,23	115,86	120	80	46,0	58	-	75	4,03
30 H 150	43150030	30	1F	121,29	119,90	128	80	46,0	58	-	78	4,29
32 H 150	43150032	32	1F	129,30	127,99	135	80	46,0	58	-	80	4,86
33 H 150	43150033	33	1F	133,40	132,03	142	80	46,0	58	-	81	5,15
34 H 150	43150034	34	1F	137,45	136,07	142	80	46,0	58	-	81	5,46
35 H 150	43150035	35	1F	141,49	140,12	150	80	46,0	58	-	85	5,78
36 H 150	43150036	36	1F	145,54	144,16	150	80	46,0	58	-	85	6,09
38 H 150	43150038	38	1F	153,62	152,24	158	80	46,0	58	-	86	6,74
40 H 150	43150040	40	1F	161,70	160,33	168	80	46,0	58	-	90	7,46
42 H 150	43150042	42	1F	169,79	168,41	180	80	46,0	58	-	94	7,98
44 H 150	43150044	44	5F	177,88	176,50	184	80	46,0	58	19	95	4,29
45 H 150	43150045	45	5F	181,91	180,54	192	80	46,0	58	19	96	4,44
48 H 150	43150048	48	5F	194,03	192,67	200	90	46,0	65	19	100	5,41
50 H 150	43150050	50	4	202,13	200,75	-	90	46,0	65	19	-	5,59
52 H 150	43150052	52	4	210,21	208,84	-	90	46,0	65	19	-	5,79
58 H 150	43150058	58	4	234,47	233,09	-	90	46,0	65	19	-	6,15
60 H 150	43150060	60	4	242,55	241,18	-	120	46,0	65	19	-	7,08
70 H 150	43150070	70	4	282,98	281,61	-	120	46,0	65	24	-	7,77
72 H 150	43150072	72	4	291,06	289,69	-	120	46,0	65	24	-	9,70
84 H 150	43150084	84	4	339,57	338,2	-	120	46,0	65	24	-	10,99
96 H 150	43150096	96	4	388,09	386,71	-	120	46,0	65	24	-	12,24
120 H 150	43150120	120	4	485,12	483,73	-	120	46,0	65	24	-	16,17

MATERIAL **STEEL**
C 45MATERIAL **CAST-IRON**CAD drawings available on our site
www.chiaravalli.comQuantity, availability and prices
on B2B Chiaravalli

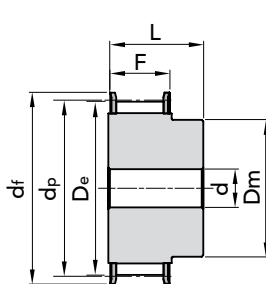


FOR POSITIVE BELTS

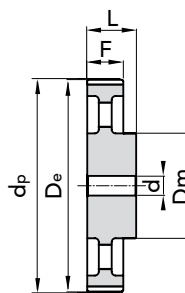
TYPE H 200

PITCH 1/2" (12.7 mm)

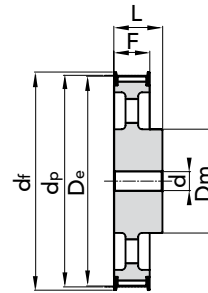
Different pitch of teeth available on request.



EXEC. 1F



EXEC. 4



EXEC. 5F

TYPE	P. NUMBER	N. TEETH	EXEC.	Dp	De	Df FLANGE	Dm HUB	F	L	d	N. FLANGE	WEIGHT kg.
14 H 200	43200014	14	1F	56,59	55,22	64	42	58,7	70	-	59	1,10
15 H 200	43200015	15	1F	60,64	59,27	66,5	45	58,7	70	-	60	1,33
16 H 200	43200016	16	1F	64,67	63,31	70	45	58,7	70	-	61	1,54
17 H 200	43200017	17	1F	68,72	67,35	75	45	58,7	70	-	62	1,69
18 H 200	43200018	18	1F	72,77	71,39	79	55	58,7	70	-	63	1,95
19 H 200	43200019	19	1F	76,81	75,44	82,5	60	58,7	70	-	64	2,20
20 H 200	43200020	20	1F	80,85	79,48	87	62	58,7	70	-	76	2,44
21 H 200	43200021	21	1F	84,89	83,52	91	65	58,7	70	-	66	2,70
22 H 200	43200022	22	1F	88,93	87,56	94	68	58,7	70	-	67	2,97
23 H 200	43200023	23	1F	92,98	91,61	97	72	58,7	70	-	68	3,25
24 H 200	43200024	24	1F	97,03	95,65	102	72	58,7	70	-	70	3,56
25 H 200	43200025	25	1F	101,06	99,69	106	72	58,7	70	-	71	3,81
26 H 200	43200026	26	1F	105,11	103,73	112	80	58,7	70	-	72	4,18
27 H 200	43200027	27	1F	109,15	107,78	115	80	58,7	70	-	74	4,49
28 H 200	43200028	28	1F	113,18	111,82	120	80	58,7	70	-	75	4,81
29 H 200	43200029	29	1F	117,23	115,86	120	80	58,7	70	-	75	5,14
30 H 200	43200030	30	1F	121,29	119,90	128	80	58,7	70	-	78	5,47
32 H 200	43200032	32	1F	129,30	127,99	135	80	58,7	70	-	80	6,17
33 H 200	43200033	33	1F	133,40	132,03	142	80	58,7	70	-	81	6,56
34 H 200	43200034	34	1F	137,45	136,07	142	80	58,7	70	-	81	6,94
35 H 200	43200035	35	1F	141,49	140,12	150	80	58,7	70	-	85	7,34
36 H 200	43200036	36	1F	145,54	144,16	150	80	58,7	70	-	85	7,75
38 H 200	43200038	38	1F	153,62	152,24	158	80	58,7	70	-	86	8,62
40 H 200	43200040	40	1F	161,70	160,33	168	80	58,7	70	-	90	9,50
42 H 200	43200042	42	1F	169,79	168,41	180	80	58,7	70	-	94	10,61
44 H 200	43200044	44	5F	177,88	176,50	184	80	58,7	70	19	95	5,14
45 H 200	43200045	45	5F	181,91	180,54	192	80	58,7	70	19	96	5,38
48 H 200	43200048	48	5F	194,03	192,67	200	90	58,7	75	24	100	6,29
50 H 200	43200050	50	4	202,13	200,75	-	90	58,7	75	24	-	6,68
52 H 200	43200052	52	4	210,21	208,84	-	90	58,7	75	24	-	6,81
58 H 200	43200058	58	4	234,47	233,09	-	90	58,7	75	24	-	7,26
60 H 200	43200060	60	4	242,55	241,18	-	120	58,7	75	24	-	8,25
70 H 200	43200070	70	4	282,98	281,61	-	120	58,7	75	28	-	9,20
72 H 200	43200072	72	4	291,06	289,69	-	120	58,7	75	28	-	11,09
84 H 200	43200084	84	4	339,57	338,2	-	120	58,7	75	28	-	12,63
96 H 200	43200096	96	4	388,09	386,71	-	120	58,7	75	28	-	14,51
120 H 200	43200120	120	4	485,12	483,73	-	120	58,7	75	28	-	19,15

MATERIAL **STEEL**
C 45

MATERIAL **CAST-IRON**

CAD drawings available on our site
www.chiaravalli.com

Quantity, availability and prices
on B2B Chiaravalli



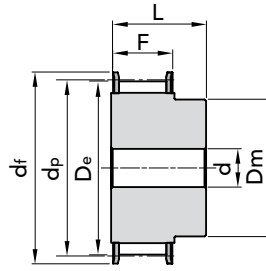
The images do not identify the products.



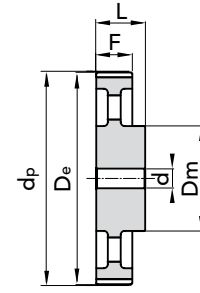
FOR POSITIVE BELTS

TYPE **H 300**

PITCH 1/2" (12.7 mm)

Different pitch of teeth
available on request.

EXEC. 1F



EXEC. 4

TYPE	P. NUMBER	N. TEETH	EXEC.	Dp	De	Df FLANGE	Dm HUB	F	L	d	N. FLANGE	WEIGHT kg.
14 H 300	43300014	14	1F	56,59	55,22	64	42	85,7	100	-	59	1,64
15 H 300	43300015	15	1F	60,64	59,27	66,5	45	85,7	100	-	60	1,91
16 H 300	43300016	16	1F	64,67	63,31	70	45	85,7	100	-	61	2,16
17 H 300	43300017	17	1F	68,72	67,35	75	45	85,7	100	-	62	2,43
18 H 300	43300018	18	1F	72,77	71,39	79	55	85,7	100	-	63	2,80
19 H 300	43300019	19	1F	76,81	75,44	82,5	60	85,7	100	-	64	3,16
20 H 300	43300020	20	1F	80,85	79,48	87	62	85,7	100	-	76	3,50
21 H 300	43300021	21	1F	84,89	83,52	91	65	85,7	100	-	66	3,87
22 H 300	43300022	22	1F	88,93	87,56	94	68	85,7	100	-	67	4,26
23 H 300	43300023	23	1F	92,98	91,61	97	72	85,7	100	-	68	4,68
24 H 300	43300024	24	1F	97,03	95,65	102	72	85,7	100	-	70	5,08
25 H 300	43300025	25	1F	101,06	99,69	106	72	85,7	100	-	71	5,45
26 H 300	43300026	26	1F	105,11	103,73	112	80	85,7	100	-	72	6,01
27 H 300	43300027	27	1F	109,15	107,78	115	80	85,7	100	-	74	6,45
28 H 300	43300028	28	1F	113,18	111,82	120	80	85,7	100	-	75	6,91
30 H 300	43300030	30	1F	121,29	119,90	128	80	85,7	100	-	78	7,90
32 H 300	43300032	32	1F	129,30	127,99	135	80	85,7	100	-	80	8,92
33 H 300	43300033	33	1F	133,40	132,03	142	80	85,7	100	-	81	9,46
34 H 300	43300034	34	1F	137,45	136,07	142	80	85,7	100	-	81	10,04
35 H 300	43300035	35	1F	141,49	140,12	150	80	85,7	100	-	85	10,62
36 H 300	43300036	36	1F	145,54	144,16	150	80	85,7	100	-	85	11,24
38 H 300	43300038	38	1F	153,62	152,24	158	80	85,7	100	-	86	12,44
40 H 300	43300040	40	1F	161,70	160,33	168	80	85,7	100	-	90	13,80
42 H 300	43300042	42	1F	169,79	168,41	180	80	85,7	100	-	94	15,27
44 H 300	43300044	44	4	177,88	176,50	-	80	85,7	100	24	-	7,22
48 H 300	43300048	48	4	194,03	192,67	-	90	85,7	100	24	-	8,60
50 H 300	43300050	50	4	202,13	200,75	-	90	85,7	100	24	-	8,99
58 H 300	43300058	58	4	234,47	233,09	-	90	85,7	100	24	-	10,04
70 H 300	43300060	70	4	242,55	241,18	-	120	85,7	100	24	-	11,18
72 H 300	43300072	72	4	291,06	289,69	-	120	85,7	100	28	-	15,07
84 H 300	43300084	84	4	339,57	338,2	-	120	85,7	100	28	-	16,97
96 H 300	43300096	96	4	388,09	386,71	-	120	85,7	100	28	-	19,86
120 H 300	43300120	120	4	485,12	483,73	-	120	85,7	100	28	-	25,91

MATERIAL **STEEL**
C 45MATERIAL **CAST-IRON**CAD drawings available on our site
www.chiaravalli.comQuantity, availability and prices
on B2B Chiaravalli

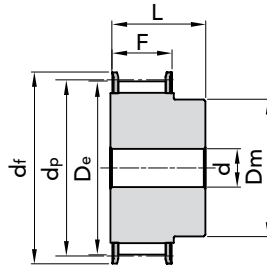


FOR POSITIVE BELTS

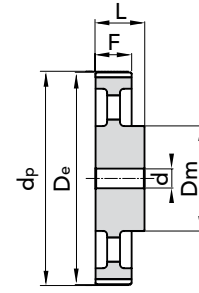
TYPE **XH 200**

PITCH 7/8" (22.22 mm)

Different pitch of teeth available on request.



EXEC. 1F



EXEC. 4

TYPE	P. NUMBER	N. TEETH	EXEC.	Dp	De	Df FLANGE	Dm HUB	F	L	d	N. FLANGE	WEIGHT kg.
18 XH 200	44200018	18	1F	127,34	124,55	140	100	65,0	80	24	155	6,00
19 XH 200	44200019	19	1F	134,41	131,62	146	100	65,0	80	24	156	6,60
20 XH 200	44200020	20	1F	141,49	138,69	155	100	65,0	80	24	157	7,30
21 XH 200	44200021	21	1F	148,56	145,77	160	110	65,0	80	24	158	8,73
22 XH 200	44200022	22	1F	155,64	152,84	170	110	65,0	80	24	159	9,55
24 XH 200	44200024	24	1F	169,79	166,99	184	120	65,0	80	24	161	11,47
25 XH 200	44200025	25	1F	176,86	174,07	188	120	65,0	80	24	162	12,46
26 XH 200	44200026	26	1F	183,93	181,14	198	120	65,0	80	24	163	13,47
27 XH 200	44200027	27	1F	191,01	188,22	205	120	65,0	80	24	164	14,42
28 XH 200	44200028	28	1F	198,09	195,29	212	120	65,0	80	24	165	15,44
30 XH 200	44200030	30	1F	212,23	209,44	227	120	65,0	80	24	167	17,69
32 XH 200	44200032	32	1F	226,38	223,59	240	120	65,0	80	24	169	19,95
34 XH 200	44200034	34	1F	240,53	237,74	256	120	65,0	80	24	170	22,75

MATERIAL **STEEL**
C 45

CAD drawings available on our site
www.chiaravalli.com

Quantity, availability and prices
on B2B Chiaravalli



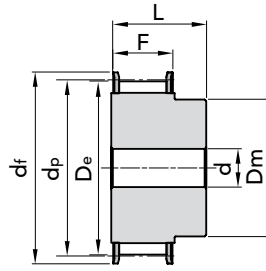
The images do not identify the products.



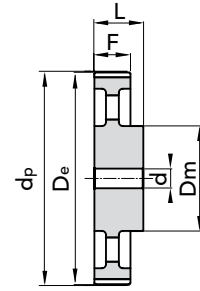
FOR POSITIVE BELTS

TYPE **XH 300**

PITCH 7/8" (22.22 mm)

Different pitch of teeth
available on request.

EXEC. 1F



EXEC. 4

TYPE	P. NUMBER	N. TEETH	EXEC.	Dp	De	Df FLANGE	Dm HUB	F	L	d	N. FLANGE	WEIGHT kg.
18 XH 300	44300018	18	1F	127,34	124,55	140	100	90,5	110	28	155	8,90
19 XH 300	44300019	19	1F	134,41	131,62	146	100	90,5	110	28	156	9,20
20 XH 300	44300020	20	1F	141,49	138,69	155	100	90,5	110	28	157	10,61
21 XH 300	44300021	21	1F	148,56	145,77	160	110	90,5	110	28	158	11,87
22 XH 300	44300022	22	1F	155,64	152,84	170	110	90,5	110	28	159	13,08
24 XH 300	44300024	24	1F	169,79	166,99	184	120	90,5	110	28	161	15,77
25 XH 300	44300025	25	1F	176,86	174,07	188	120	90,5	110	28	162	17,13
26 XH 300	44300026	26	1F	183,93	181,14	198	120	90,5	110	28	163	18,55
27 XH 300	44300027	27	1F	191,01	188,22	205	120	90,5	110	28	164	19,90
28 XH 300	44300028	28	1F	198,09	195,29	212	150	90,5	110	28	165	22,27
30 XH 300	44300030	30	1F	212,23	209,44	227	150	90,5	110	28	167	25,39
32 XH 300	44300032	32	1F	226,38	223,59	240	150	90,5	110	28	169	28,73
34 XH 300	44300034	34	1F	240,53	237,74	256	150	90,5	110	28	170	34,20

MATERIAL **STEEL**
C 45CAD drawings available on our site
www.chiaravalli.comQuantity, availability and prices
on B2B Chiaravalli



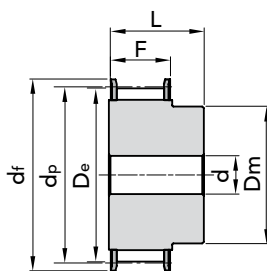
TIMING PULLEYS with PILOT BORE

FOR POSITIVE BELTS

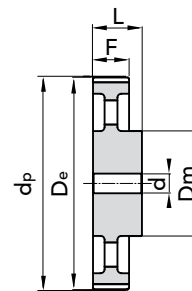
TYPE **XH 400**

PITCH 7/8" (22.22 mm)

Different pitch of teeth available on request.



EXEC. 1F



EXEC. 4

TYPE	P. NUMBER	N. TEETH	EXEC.	Dp	De	Df FLANGE	Dm HUB	F	L	d	N. FLANGE	WEIGHT kg.
18 XH 400	44400018	18	1F	127,34	124,55	140	100	118,0	132	32	155	9,60
19 XH 400	44400019	19	1F	134,41	131,62	146	100	118,0	132	32	156	10,80
20 XH 400	44400020	20	1F	141,49	138,69	155	100	118,0	132	32	157	12,87
21 XH 400	44400021	21	1F	148,56	145,77	160	110	118,0	132	32	158	14,42
22 XH 400	44400022	22	1F	155,64	152,84	170	110	118,0	132	32	159	15,44
24 XH 400	44400024	24	1F	169,79	166,99	184	120	118,0	132	32	161	19,22
25 XH 400	44400025	25	1F	176,86	174,07	188	120	118,0	132	32	162	21,05
26 XH 400	44400026	26	1F	183,93	181,14	198	120	118,0	132	32	163	22,80
27 XH 400	44400027	27	1F	191,01	188,22	205	120	118,0	132	32	164	24,66
28 XH 400	44400028	28	1F	198,09	195,29	212	150	118,0	132	32	165	27,23
30 XH 400	44400030	30	1F	212,23	209,44	227	150	118,0	132	32	167	31,30
32 XH 400	44400032	32	1F	226,38	223,59	240	150	118,0	132	32	169	35,20
34 XH 400	44400034	34	1F	240,53	237,74	256	150	118,0	132	32	170	40,00

MATERIAL **STEEL**
C 45

CAD drawings available on our site
www.chiaravalli.com

Quantity, availability and prices on B2B Chiaravalli



The images do not identify the products.

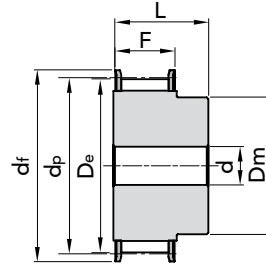
TIMING PULLEYS with PILOT BORE TYPE XH 400



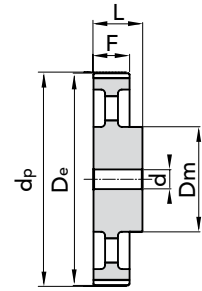
FOR POSITIVE BELTS

TYPE **XXH 200**

PITCH 1" 1/4 (31.75 mm)

Different pitch of teeth
available on request.

EXEC. 1F



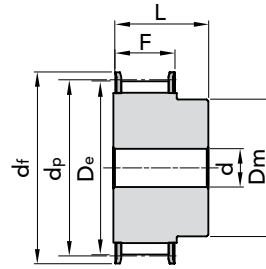
EXEC. 4

TYPE	P. NUMBER	N. TEETH	EXEC.	Dp	De	Df FLANGE	Dm HUB	F	L	d	N. FLANGE	WEIGHT kg.
18 XXH 200	44600018	18	1F	181,91	178,87	198	140	64,2	100	28	163	22,92
20 XXH 200	44600020	20	1F	202,13	199,08	212	150	64,2	100	28	165	28,00
22 XXH 200	44600022	22	1F	222,34	219,29	240	150	64,2	100	28	169	33,60
24 XXH 200	44600024	24	1F	242,55	239,50	267	150	64,2	100	28	173	39,70
26 XXH 200	44600026	26	1F	262,76	259,79	290	150	64,2	100	28	178	45,85

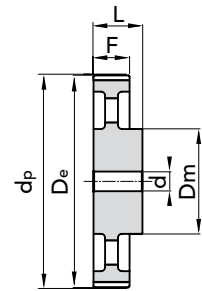
FOR POSITIVE BELTS

TYPE **XXH 300**

PITCH 1" 1/4 (31.75 mm)


Different pitch of teeth
available on request.

EXEC. 1F



EXEC. 4

TYPE	P. NUMBER	N. TEETH	EXEC.	Dp	De	Df FLANGE	Dm HUB	F	L	d	N. FLANGE	WEIGHT kg.
18 XXH 300	44700018	18	1F	181,91	178,87	198	140	91,4	110	28	163	25,15
20 XXH 300	44700020	20	1F	202,13	199,08	212	150	91,4	110	28	165	30,72
22 XXH 300	44700022	22	1F	222,34	219,29	240	150	91,4	110	28	169	36,86
24 XXH 300	44700024	24	1F	242,55	239,50	267	150	91,4	110	28	173	43,55
26 XXH 300	44700026	26	1F	262,76	259,79	290	150	91,4	110	28	178	50,80

MATERIAL **STEEL**
C 45CAD drawings available on our site
www.chiaravalli.comQuantity, availability and prices
on B2B Chiaravalli

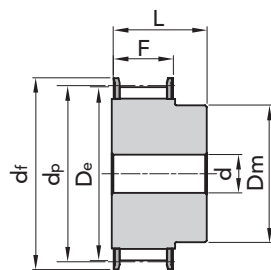


FOR POSITIVE BELTS

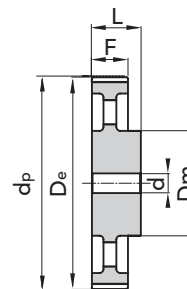
TYPE **XXH 400**

PITCH 1" 1/4 (31.75 mm)

Different pitch of teeth available on request.



EXEC. 1F



EXEC. 4

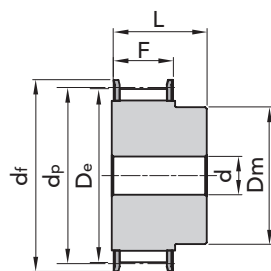
TYPE	P. NUMBER	N. TEETH	EXEC.	Dp	De	Df FLANGE	Dm HUB	F	L	d	N. FLANGE	WEIGHT kg.
18 XXH 400	44800018	18	1F	181,91	178,87	198	140	118,2	140	32	163	31,83
20 XXH 400	44800020	20	1F	202,13	199,08	212	150	118,2	140	32	165	38,88
22 XXH 400	44800022	22	1F	222,34	219,29	240	150	118,2	140	32	169	46,60
24 XXH 400	44800024	24	1F	242,55	239,50	267	150	118,2	140	32	173	55,10
26 XXH 400	44800026	26	1F	262,76	259,79	290	150	118,2	140	32	178	64,25

FOR POSITIVE BELTS

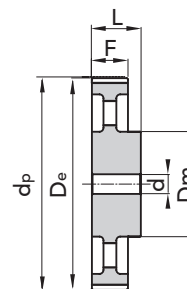
TYPE **XXH 500**

PITCH 1" 1/4 (31.75 mm)

Different pitch of teeth available on request.



EXEC. 1F




EXEC. 4

TYPE	P. NUMBER	N. TEETH	EXEC.	Dp	De	Df FLANGE	Dm HUB	F	L	d	N. FLANGE	WEIGHT kg.
18 XXH 500	44900018	18	1F	181,91	178,87	198	140	145,3	168	32	163	38,00
20 XXH 500	44900020	20	1F	202,13	199,08	212	150	145,3	168	32	165	44,05
22 XXH 500	44900022	22	1F	222,34	219,29	240	150	145,3	168	32	169	55,80
24 XXH 500	44900024	24	1F	242,55	239,50	267	150	145,3	168	32	173	62,90
26 XXH 500	44900026	26	1F	262,76	259,79	290	150	145,3	168	32	178	73,60

MATERIAL **STEEL**
C 45

CAD drawings available on our site
www.chiaravalli.com

Quantity, availability and prices on B2B Chiaravalli

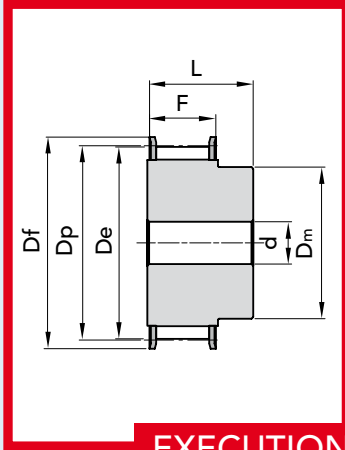


The images do not identify the products.

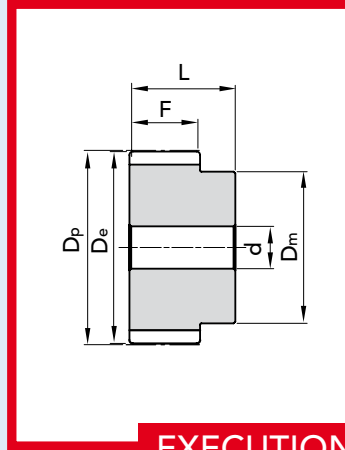
TIMING PULLEYS with PILOT BORE TYPE XXH 400 - XXH 500



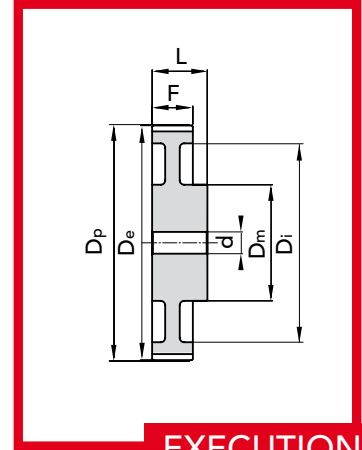
EXPORT "PHOSPHATED" EXECUTIONS TIMING PULLEYS



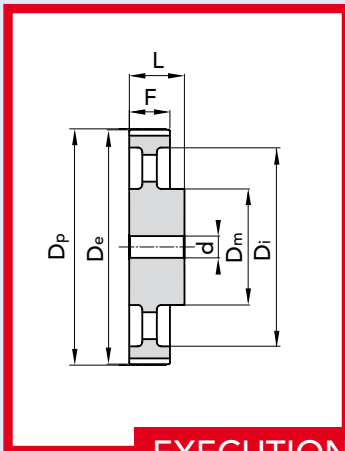
EXECUTION 1F



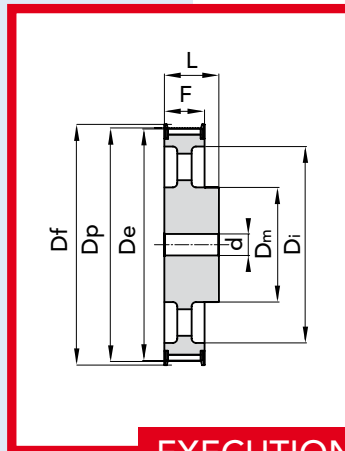
EXECUTION 2



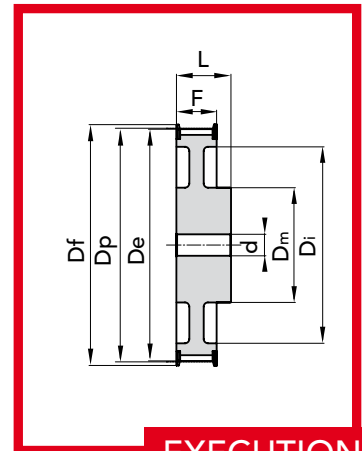
EXECUTION 3



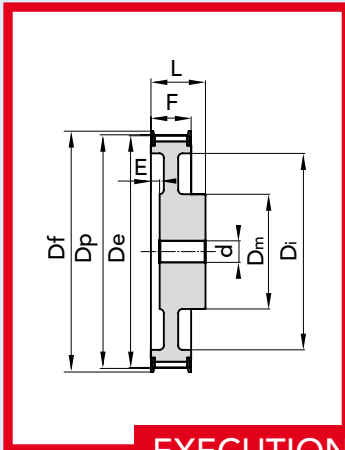
EXECUTION 4



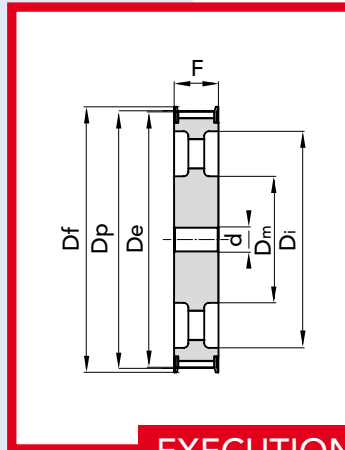
EXECUTION 5F



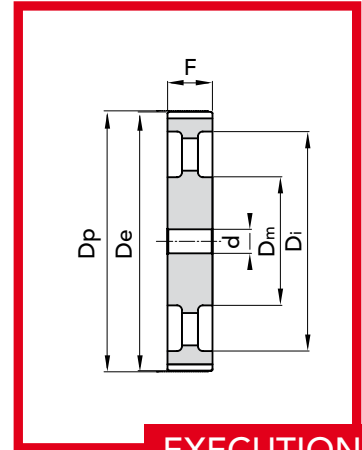
EXECUTION 6F



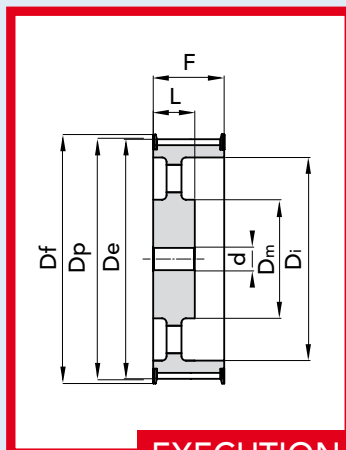
EXECUTION 7F



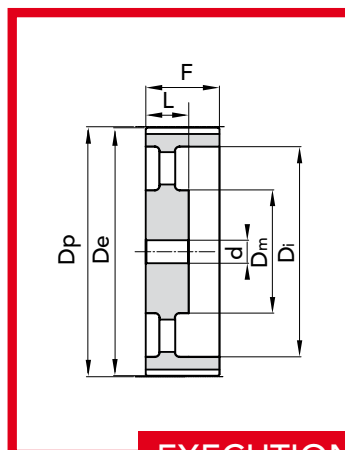
EXECUTION 8F



EXECUTION 9



EXECUTION 10F



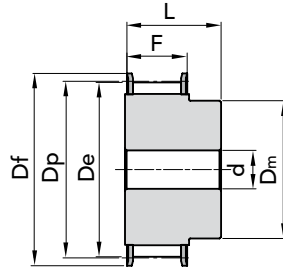
EXECUTION 11



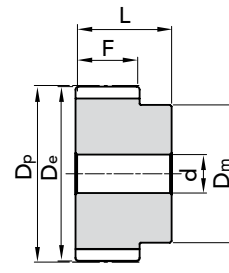
FOR POSITIVE BELTS

TYPE **XL 037**

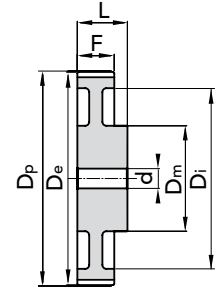
PITCH 1/5" (5.08 mm)



EXEC. 1F



EXEC. 2



EXEC. 3

TYPE	P. NUMBER	N. TEETH	EXEC.	Dp	De	Df FLANGE	Dm HUB	Di	F	L	d Ø bore a 90°	N. 2 holes threaded	N. FLANGE	WEIGHT kg.
10 XL 037	42037210	10	1F	16,17	15,66	23	9,5	-	14,3	19,8	4,0	M3	1	0,01
11 XL 037	42037211	11	1F	17,79	17,28	23	11	-	14,3	19,8	4,0	M3	1	0,01
12 XL 037	42037212	12	1F	19,4	18,9	25	12,7	-	14,3	19,8	4,0	M3	2	0,01
14 XL 037	42037214	14	1F	22,64	22,13	28	14,3	-	14,3	19,8	6,0	M4	4	0,02
15 XL 037	42037215	15	1F	24,26	23,75	28	15,9	-	14,3	19,8	6,0	M4	4	0,02
16 XL 037	42037216	16	1F	25,87	25,36	32	17,5	-	14,3	19,8	6,0	M4	5	0,03
18 XL 037	42037218	18	1F	29,11	28,6	35	20,6	-	14,3	19,8	6,0	M4	7	0,04
20 XL 037	42037220	20	1F	32,34	31,83	38	23,8	-	14,3	22,2	6,0	M4	9	0,05
21 XL 037	42037221	21	1F	33,96	33,45	38	23,8	-	14,3	22,2	6,0	M4	9	0,05
22 XL 037	42037222	22	1F	35,57	35,07	41	25,4	-	14,3	22,2	6,0	M4	10	0,06
24 XL 037	42037224	24	1F	38,81	38,3	44	27	-	14,3	22,2	6,0	M4	12	0,06
26 XL 037	42037226	26	1F	42,04	41,53	48	30	-	14,3	22,2	6,0	M4	11	0,09
28 XL 037	42037228	28	1F	45,28	44,77	51	30,2	-	14,3	22,2	6,0	M4	16	0,10
30 XL 037	42037230	30	1F	48,51	48	54	34,9	-	14,3	22,2	6,0	M4	18	0,12
32 XL 037	42037232	32	2	51,74	51,24	-	38	-	14,3	25,4	8,0	M4	-	0,12
36 XL 037	42037236	36	2	58,21	57,7	-	38	-	14,3	25,4	8,0	M4	-	0,14
40 XL 037	42037240	40	2	64,68	64,17	-	38	-	14,3	25,4	8,0	M4	-	0,16
42 XL 037	42037242	42	3	67,91	67,41	-	38	58	14,3	25,4	8,0	M4	-	0,18
44 XL 037	42037244	44	3	71,15	70,64	-	38	60	14,3	25,4	8,0	M4	-	0,19
48 XL 037	42037248	48	3	77,62	77,11	-	38	66	14,3	25,4	8,0	M4	-	0,19
60 XL 037	42037260	60	3	97,02	96,51	-	38	82	14,3	25,4	8,0	M4	-	0,22
72 XL 037	42037272	72	3	116,43	115,92	-	38	100	14,3	25,4	8,0	M4	-	0,44

MATERIAL **STEEL PHOSPHATED**

MATERIAL **ALUMINIUM**
Suitable for hard oxidation according to thickness.

CAD drawings available on our site
www.chiaravalli.com

Quantity, availability and prices
on B2B Chiaravalli



The images do not identify the products.

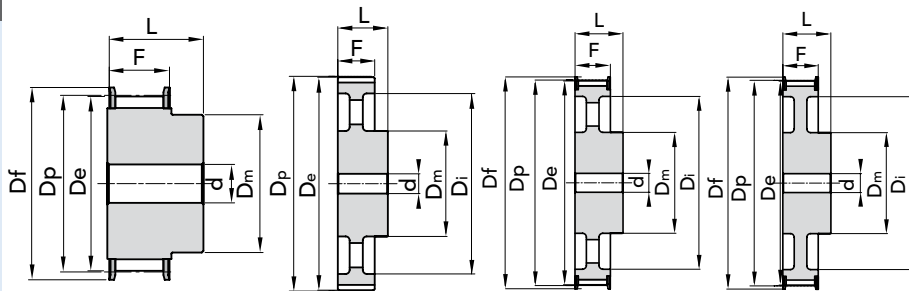
EXPORT "PHOSPHATED" TIMING PULLEYS XL 037



FOR POSITIVE BELTS

TYPE **L 050**

PITCH 3/8" (9.52 mm)



ESEC. 1F

ESEC. 4

ESEC. 5F

ESEC. 6F

TYPE	P. NUMBER	N. TEETH	EXEC.	Dp	De	Df FLANGE	Dm HUB	F	L	d	N. FLANGE	WEIGHT kg.
10 L 050	42050210	10	1F	30,32	29,56	37,0	22	19,0	26	6	50	0,11
12 L 050	42050212	12	1F	36,38	35,62	43,0	28	19,0	26	6	52	0,17
13 L 050	42050213	13	1F	39,41	38,65	44,0	30	19,0	26	6	83	0,21
14 L 050	42050214	14	1F	42,45	41,68	48,0	33	19,0	26	8	54	0,24
15 L 050	42050215	15	1F	45,48	44,72	51,0	36	19,0	26	8	55	0,29
16 L 050	42050216	16	1F	48,51	47,75	54,0	38	19,0	26	8	56	0,33
17 L 050	42050217	17	1F	51,54	50,78	57,0	40	19,0	26	10	57	0,38
18 L 050	42050218	18	1F	54,57	53,81	60,0	40	19,0	26	10	58	0,44
19 L 050	42050219	19	1F	57,61	56,84	64,0	40	19,0	26	10	59	0,47
20 L 050	42050220	20	1F	60,64	59,88	66,5	46	19,0	26	10	60	0,51
21 L 050	42050221	21	1F	63,67	62,91	70,0	46	19,0	26	10	61	0,6
22 L 050	42050222	22	1F	66,70	65,94	75,0	50	19,0	26	10	62	0,64
24 L 050	42050224	24	1F	72,77	72,00	79,0	50	19,0	26	12	63	0,81
26 L 050	42050226	26	1F	78,83	78,07	86,0	50	19,0	26	12	65	0,94
28 L 050	42050228	28	1F	84,89	84,13	91,0	50	19,0	26	12	66	1,04
30 L 050	42050230	30	1F	90,96	90,20	97,0	50	19,0	26	12	68	1,17
32 L 050	42050232	32	1F	97,02	96,26	102,0	50	19,0	26	12	70	1,41
36 L 050	42050236	36	6F	109,15	108,39	115,0	50	19,0	26	12	74	1,70
40 L 050	42050240	40	6F	121,28	120,51	128,0	50	19,0	26	12	78	2,03
44 L 050	42050244	44	5F	133,40	132,64	142,0	50	19,0	26	12	81	2,38
48 L 050	42050248	48	5F	145,53	144,77	150,0	50	19,0	26	12	85	2,78
60 L 050	42050260	60	4	191,91	181,15	-	50	19,0	28	15	-	2,41
72 L 050	42050272	72	4	218,30	217,53	-	50	19,0	28	15	-	2,82
84 L 050	42050284	84	4	254,68	253,92	-	50	19,0	28	15	-	3,08

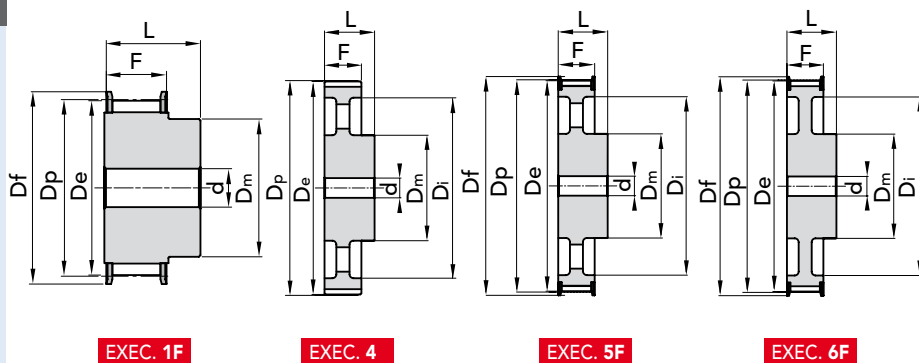
MATERIAL **STEEL**
C 45MATERIAL **CAST-IRON**CAD drawings available on our site
www.chiaravalli.comQuantity, availability and prices
on B2B Chiaravalli



FOR POSITIVE BELTS

TYPE **L 075**

PITCH 3/8" (9.52 mm)



EXPORT "PHOSPHATED" TIMING PULLEYS L 075

7

TYPE	P. NUMBER	N. TEETH	EXEC.	Dp	De	Df FLANGE	Dm HUB	Di	F	L	d Ø bore	N. FLANGE	WEIGHT kg.
10 L 075	42075210	10	1F	30,32	29,56	37,0	22	-	25	32	8	50	0,14
12 L 075	42075212	12	1F	36,38	35,62	43,0	28	-	25	32	8	52	0,22
13 L 075	42075213	13	1F	39,41	38,65	44,0	30	-	25	32	8	83	0,26
14 L 075	42075214	14	1F	42,45	41,68	48,0	33	-	25	32	8	54	0,30
15 L 075	42075215	15	1F	45,48	44,72	51,0	36	-	25	32	8	55	0,37
16 L 075	42075216	16	1F	48,51	47,75	54,0	38	-	25	32	8	56	0,43
17 L 075	42075217	17	1F	51,54	50,78	57,0	40	-	25	32	10	57	0,46
18 L 075	42075218	18	1F	54,57	53,81	60,0	40	-	25	32	10	58	0,54
19 L 075	42075219	19	1F	57,61	56,84	64,0	40	-	25	32	10	59	0,58
20 L 075	42075220	20	1F	60,64	59,88	66,5	46	-	25	32	10	60	0,64
21 L 075	42075221	21	1F	63,67	62,91	70,0	46	-	25	32	10	61	0,71
22 L 075	42075222	22	1F	66,70	65,94	75,0	50	-	25	32	10	62	0,79
24 L 075	42075224	24	1F	72,77	72,00	79,0	50	-	25	32	12	63	1,00
26 L 075	42075226	26	1F	78,83	78,07	86,0	50	-	25	32	12	65	1,16
28 L 075	42075228	28	1F	84,89	84,13	91,0	50	-	25	32	12	66	1,30
30 L 075	42075230	30	1F	90,96	90,20	97,0	50	-	25	32	12	68	1,47
32 L 075	42075232	32	1F	97,02	96,26	102	50	-	25	32	12	70	1,75
36 L 075	42075236	36	6F	109,15	108,39	115,0	55	94	25	32	12	74	2,14
40 L 075	42075240	40	6F	121,28	120,51	128,0	60	98	25	32	12	78	2,56
44 L 075	42075244	44	5F	133,40	132,64	142,0	60	108	25	32	12	81	3,02
48 L 075	42075248	48	5F	145,53	144,77	150,0	60	118	25	32	12	85	3,57
60 L 075	42075260	60	4	191,91	181,15	-	60	163	26	35	15	-	2,70
72 L 075	42075272	72	4	218,30	217,53	-	60	199	26	35	15	-	3,19
84 L 075	42075284	84	4	254,68	253,92	-	60	236	26	35	15	-	3,64

MATERIAL **STEEL**
C 45

MATERIAL **CAST-IRON**

CAD drawings available on our site
www.chiaravalli.com

Quantity, availability and prices
on B2B Chiaravalli



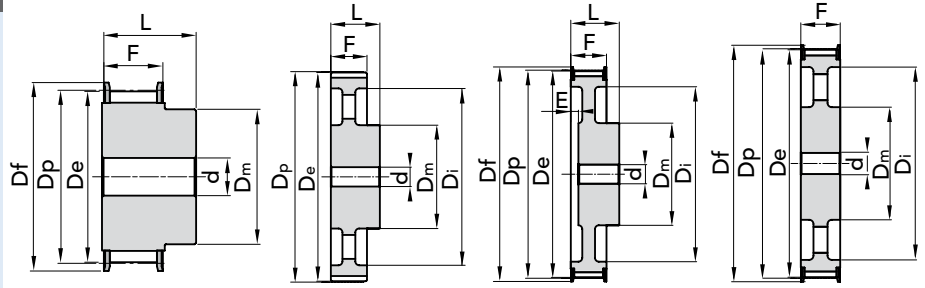
The images do not identify the products.



FOR POSITIVE BELTS

TYPE **L 100**

PITCH 3/8" (9.52 mm)



EXEC. 1F

EXEC. 4

EXEC. 7F

EXEC. 8F

TYPE	P. NUMBER	N. TEETH	EXEC.	Dp	De	Df FLANGE	Dm HUB	Di	F	L	d Ø bore	N. FLANGE	WEIGHT kg.
10 L 100	42100210	10	1F	30,32	29,56	37,0	22	-	31	38	8	50	0,17
12 L 100	42100212	12	1F	36,38	35,62	43,0	28	-	31	38	8	52	0,26
13 L 100	42100213	13	1F	39,41	38,65	44,0	30	-	31	38	8	83	0,32
14 L 100	42100214	14	1F	42,45	41,68	48,0	33	-	31	38	8	54	0,35
15 L 100	42100215	15	1F	45,48	44,72	51,0	36	-	31	38	8	55	0,43
16 L 100	42100216	16	1F	48,51	47,75	54,0	38	-	31	38	8	56	0,50
17 L 100	42100217	17	1F	51,54	50,78	57,0	40	-	31	38	10	57	0,56
18 L 100	42100218	18	1F	54,57	53,81	60,0	40	-	31	38	10	58	0,64
19 L 100	42100219	19	1F	57,61	56,84	64,0	40	-	31	38	10	59	0,70
20 L 100	42100220	20	1F	60,64	59,88	66,5	46	-	31	38	10	60	0,77
21 L 100	42100221	21	1F	63,67	62,91	70,0	46	-	31	38	10	61	0,88
22 L 100	42100222	22	1F	66,70	65,94	75,0	50	-	31	38	10	62	0,95
24 L 100	42100224	24	1F	72,77	72,00	79,0	50	-	31	38	12	63	1,18
26 L 100	42100226	26	1F	78,83	78,07	86,0	50	-	31	38	12	65	1,40
28 L 100	42100228	28	1F	84,89	84,13	91,0	50	-	31	38	12	66	1,58
30 L 100	42100230	30	1F	90,96	90,20	97,0	50	-	31	38	12	68	1,78
32 L 100	42100232	32	1F	97,02	96,26	102	50	-	31	38	12	70	2,11
36 L 100	42100236	36	7F	109,15	108,39	115,0	55	94	32	38	12	74	2,59
40 L 100	42100240	40	7F	121,28	120,51	128,0	60	98	32	38	12	78	3,13
44 L 100	42100244	44	8F	133,40	132,64	142,0	60	108	32	-	12	81	3,72
48 L 100	42100248	48	8F	145,53	144,77	150,0	60	118	32	-	12	85	4,38
60 L 100	42100260	60	4	191,91	181,15	-	60	163	32	35	15	-	3,11
72 L 100	42100272	72	4	218,30	217,53	-	60	199	32	35	15	-	3,65
84 L 100	42100284	84	4	254,68	253,92	-	60	236	32	35	15	-	4,12

MATERIAL **STEEL**
C 45

MATERIAL **CAST-IRON**

CAD drawings available on our site
www.chiaravalli.com

Quantity, availability and prices
on B2B Chiaravalli

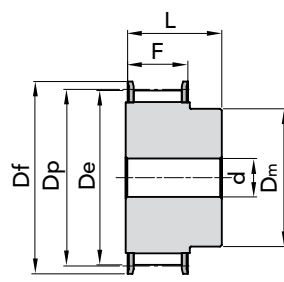




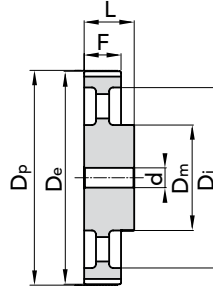
FOR POSITIVE BELTS

TYPE H 100

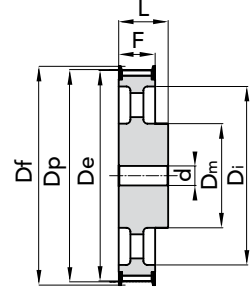
PITCH 1/2" (12.7 mm)



EXEC. 1F

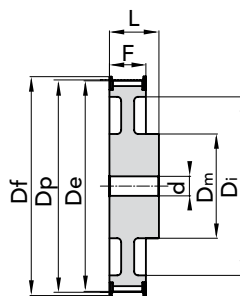


EXEC. 4

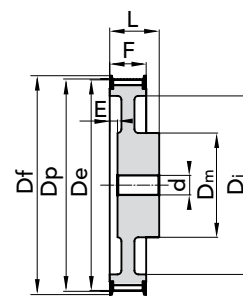


EXEC. 5F

TYPE	P. NUMBER	N. TEETH	EXEC.	Dp	De	Df FLANGE	Dm HUB	Di	F	L	E	d Ø bore	N. FLANGE	WEIGHT kg.
14 H 100	43100214	14	1F	56,60	55,22	64,0	40	-	31	41	-	10	59	0,65
16 H 100	43100216	16	1F	64,68	63,31	70,0	46	-	31	41	-	10	61	0,87
18 H 100	43100218	18	1F	72,77	71,39	79,0	54	-	31	41	-	12	63	1,16
19 H 100	43100219	19	1F	76,81	75,44	82,5	58	-	31	41	-	12	64	1,30
20 H 100	43100220	20	1F	80,85	79,48	87,0	62	-	31	41	-	12	76	1,44
21 H 100	43100221	21	1F	84,89	83,52	91,0	67	-	31	41	-	12	66	1,60
22 H 100	43100222	22	1F	88,94	87,56	94	70	-	31	41	-	12	67	1,76
24 H 100	43100224	24	1F	97,02	95,65	102,0	75	-	31	41	-	12	70	2,09
26 H 100	43100226	26	7F	105,11	103,73	112,0	55	81	32	40	8	15	72	2,49
28 H 100	43100228	28	7F	113,19	111,82	115,0	60	88	32	40	8	15	75	2,83
30 H 100	43100230	30	7F	121,28	119,90	128,0	60	97	32	40	8	15	78	3,19
32 H 100	43100232	32	6F	129,36	127,99	135,0	70	105	32	40	-	20	80	3,57
36 H 100	43100236	36	6F	145,53	144,16	150,0	80	118	32	40	-	20	85	4,44
40 H 100	43100240	40	5F	161,70	160,33	168,0	80	135	32	40	-	20	90	5,39
44 H 100	43100244	44	5F	177,87	176,50	184,0	80	150	32	40	-	20	95	3,37
48 H 100	43100248	48	5F	194,04	192,67	200,0	80	170	32	40	-	20	100	4,10
60 H 100	43100260	60	4	242,55	241,18	-	80	216	34	45	-	20	-	5,30
72 H 100	43100272	72	4	291,06	289,69	-	80	263	34	45	-	20	-	7,47
84 H 100	43100284	84	4	339,57	338,20	-	80	312	34	45	-	20	-	8,52
96 H 100	43100296	96	4	388,08	386,71	-	80	360	34	45	-	20	-	10,25
120 H 100	43100320	120	4	485,1	483,73	-	90	458	34	50	-	20	-	13,09



EXEC. 6F



EXEC. 7F

MATERIAL **STEEL**
C 45

MATERIAL **CAST-IRON**

CAD drawings available on our site
www.chiaravalli.com

Quantity, availability and prices
on B2B Chiaravalli



The images do not identify the products.

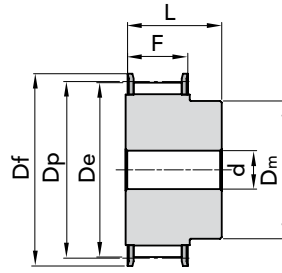
EXPORT "PHOSPHATED" TIMING PULLEYS H 100



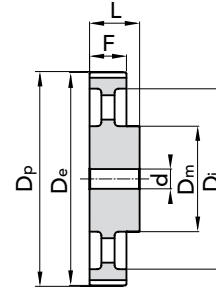
FOR POSITIVE BELTS

TYPE **H 150**

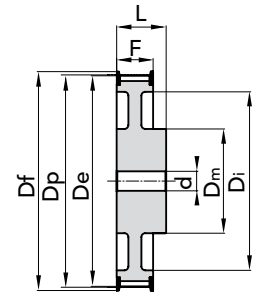
PITCH 1/2" (12.7 mm)



EXEC. 1F

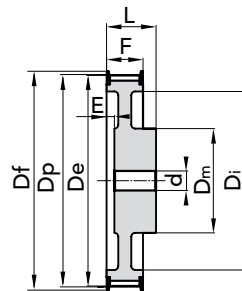


EXEC. 4

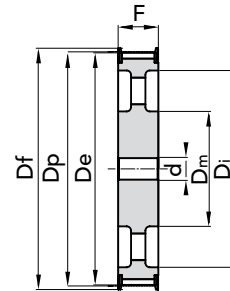


EXEC. 6F

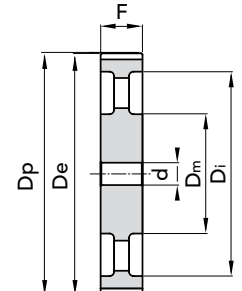
TYPE	P. NUMBER	N. TEETH	EXEC.	Dp	De	Df FLANGE	Dm HUB	Di	F	L	E	d Ø bore	N. FLANGE	WEIGHT kg.
14 H 150	43150214	14	1F	56,60	55,22	64,0	40	-	44	54	-	12	59	0,81
16 H 150	43150216	16	1F	64,68	63,31	70,0	46	-	44	54	-	12	61	1,11
18 H 150	43150218	18	1F	72,77	71,39	79,0	54	-	44	54	-	12	63	1,48
19 H 150	43150219	19	1F	76,81	75,44	82,5	58	-	44	54	-	12	64	1,68
20 H 150	43150220	20	1F	80,85	79,48	87,0	62	-	44	54	-	12	76	1,88
21 H 150	43150221	21	1F	84,89	83,52	91,0	67	-	44	54	-	12	66	2,08
22 H 150	43150222	22	1F	88,94	87,56	94	70	-	44	54	-	12	67	2,30
24 H 150	43150224	24	1F	97,02	95,65	102,0	75	-	44	54	-	12	70	2,75
26 H 150	43150226	26	7F	105,11	103,73	112,0	55	81	45	53	18	15	72	3,29
28 H 150	43150228	28	7F	113,19	111,82	115,0	60	88	45	53	18	15	75	3,78
30 H 150	43150230	30	7F	121,28	119,90	128,0	60	97	45	53	18	15	78	4,29
32 H 150	43150232	32	6F	129,36	127,99	135,0	70	105	45	53	-	20	80	4,86
36 H 150	43150236	36	6F	145,53	144,16	150,0	80	118	45	53	-	20	85	6,09
40 H 150	43150240	40	8F	161,70	160,33	168,0	80	135	45	-	-	20	90	7,46
44 H 150	43150244	44	8F	177,87	176,50	184,0	80	150	45	-	-	20	95	4,29
48 H 150	43150248	48	8F	194,04	192,67	200,0	80	170	45	-	-	20	100	5,41
60 H 150	43150260	60	9	242,55	241,18	-	85	216	46	-	-	20	-	7,08
72 H 150	43150272	72	9	291,06	289,69	-	85	263	46	-	-	20	-	9,70
84 H 150	43150284	84	9	339,57	338,20	-	85	312	46	-	-	20	-	10,99
96 H 150	43150296	96	9	388,08	386,71	-	85	360	46	-	-	20	-	12,24
120 H 150	43150320	120	4	485,1	483,73	-	95	458	46	55	-	24	-	16,17



EXEC. 7F



EXEC. 8F



EXEC. 9

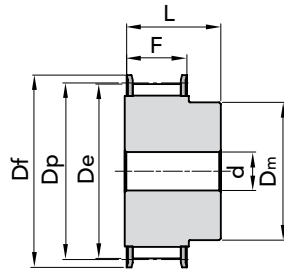
MATERIAL **STEEL**
C 45MATERIAL **CAST-IRON**CAD drawings available on our site
www.chiaravalli.comQuantity, availability and prices
on B2B Chiaravalli



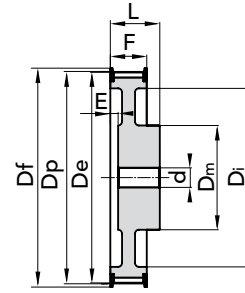
FOR POSITIVE BELTS

TYPE H 200

PITCH 1/2" (12.7 mm)

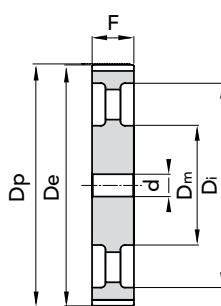


EXEC. 1F

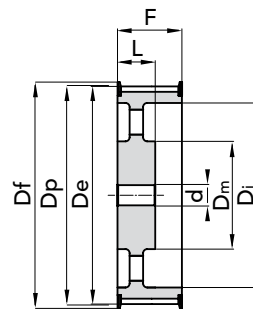


EXEC. 7F

TYPE	P. NUMBER	N. TEETH	EXEC.	Dp	De	Df FLANGE	Dm HUB	Di	F	L	E	d Ø bore	N. FLANGE	WEIGHT kg.
14 H 200	43200214	14	1F	56,60	55,22	64,0	40	-	58	68	-	-	59	1,10
16 H 200	43200216	16	1F	64,68	63,31	70,0	46	-	58	68	-	-	61	1,54
18 H 200	43200218	18	1F	71,77	71,39	79,0	54	-	58	68	-	-	63	1,95
19 H 200	43200219	19	1F	76,81	75,44	82,5	58	-	58	68	-	-	64	2,20
20 H 200	43200220	20	1F	80,85	79,48	87,0	62	-	58	68	-	-	76	2,44
21 H 200	43200221	21	1F	84,89	83,52	91,0	67	-	58	68	-	-	66	2,70
22 H 200	43200222	22	1F	88,94	87,56	94	70	-	58	68	-	-	67	2,97
24 H 200	43200224	24	1F	97,02	95,65	102,0	75	-	58	68	-	-	70	3,56
26 H 200	43200226	26	7F	105,11	103,73	112,0	60	81	58	66	24	15	72	4,18
28 H 200	43200228	28	7F	113,19	111,82	115,0	60	88	58	66	24	15	75	4,81
30 H 200	43200230	30	7F	121,28	119,90	128,0	70	97	58	66	24	15	78	5,47
32 H 200	43200232	32	7F	129,36	127,99	135,0	70	105	58	66	19,0	20	80	6,17
36 H 200	43200236	36	7F	145,53	144,16	150,0	80	118	58	66	19,0	20	85	7,75
40 H 200	43200240	40	10F	161,70	160,33	168,0	80	135	58	45,0	-	20	90	9,50
44 H 200	43200244	44	10F	177,87	176,50	184,0	80	150	58	45,0	-	20	95	5,14
48 H 200	43200248	48	10F	194,04	192,67	200,0	80	170	58	45,0	-	20	100	6,29
60 H 200	43200260	60	11	242,55	241,18	-	90	216	60	50,0	-	20	-	8,25
72 H 200	43200272	72	11	291,06	289,69	-	90	263	60	50,0	-	20	-	11,09
84 H 200	43200284	84	11	339,57	338,20	-	90	312	60	50,0	-	20	-	12,63
96 H 200	43200296	96	11	388,08	386,71	-	90	360	60	50,0	-	20	-	14,51
120 H 200	43200320	120	9	485,1	483,73	-	100	458	60	-	-	24	-	19,15



EXEC. 9



EXEC. 10F

MATERIAL **STEEL**
C 45

MATERIAL **CAST-IRON**

CAD drawings available on our site
www.chiaravalli.com

Quantity, availability and prices
on B2B Chiaravalli



The images do not identify the products.

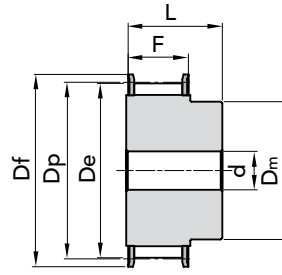
EXPORT "PHOSPHATED" TIMING PULLEYS H 200



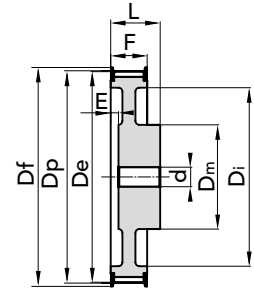
FOR POSITIVE BELTS

TYPE **H 300**

PITCH 1/2" (12.7 mm)

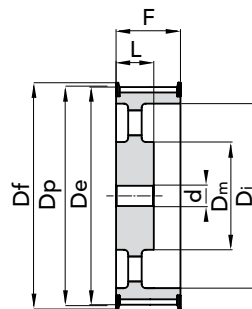


EXEC. 1F

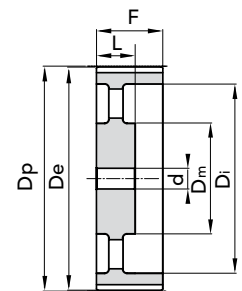


EXEC. 7F

TYPE	P. NUMBER	N. TEETH	EXEC.	Dp	De	Df FLANGE	Dm HUB	Di	F	L	E	d Ø bore	N. FLANGE	WEIGHT kg.
16 H 300	43300216	16	1F	64,68	63,31	70,0	46	-	84	94	-	-	61	2,16
18 H 300	43300218	18	1F	71,77	71,39	79,0	54	-	84	94	-	-	63	2,80
19 H 300	43300219	19	1F	76,81	75,44	82,5	58	-	84	94	-	-	64	3,16
20 H 300	43300220	20	1F	80,85	79,48	87,0	62	-	84	94	-	-	76	3,50
21 H 300	43300221	21	1F	84,89	83,52	91,0	67	-	84	94	-	-	66	3,87
22 H 300	43300222	22	1F	88,94	87,56	94	70	-	84	94	-	-	67	4,26
24 H 300	43300224	24	1F	97,02	95,65	102,0	75	-	84	94	-	-	70	5,08
26 H 300	43300226	26	7F	105,11	103,73	112,0	60	81	84	92	35	15	72	6,01
28 H 300	43300228	28	7F	113,19	111,82	115,0	60	88	84	92	35	15	75	6,91
30 H 300	43300230	30	7F	121,28	119,90	128,0	70	97	84	92	35	15	78	7,90
32 H 300	43300232	32	7F	129,36	127,99	135,0	70	105	84	92	35	20	80	8,92
36 H 300	43300236	36	7F	145,53	144,16	150,0	80	118	84	92	35	20	85	11,24
40 H 300	43300240	40	10F	161,70	160,33	168,0	80	135	84	55,0	-	20	90	13,8
44 H 300	43300244	44	10F	177,87	176,50	184,0	80	150	84	55,0	-	20	95	7,22
48 H 300	43300248	48	10F	194,04	192,67	200,0	85	170	84	55,0	-	20	100	8,60
60 H 300	43300260	60	11	242,55	241,18	-	100	216	86	55,0	-	20	-	11,18
72 H 300	43300272	72	11	291,06	289,69	-	100	263	86	55,0	-	20	-	15,07
84 H 300	43300284	84	11	339,57	338,20	-	100	312	86	55,0	-	20	-	16,97
96 H 300	43300296	96	11	388,08	386,71	-	100	360	86	55,0	-	20	-	19,86
120 H 300	43300320	120	11	485,1	483,73	-	110	458	86	65,0	-	24	-	25,91



EXEC. 10F



EXEC. 11

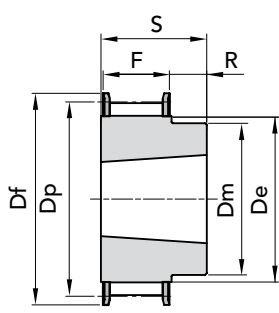
MATERIAL **STEEL**
C 45MATERIAL **CAST-IRON**CAD drawings available on our site
www.chiaravalli.comQuantity, availability and prices
on B2B Chiaravalli



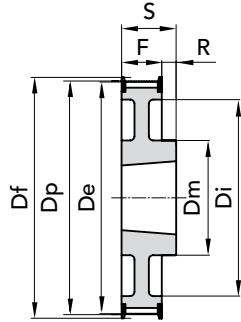
HOW TO INTERPRET THE CODE REFERENCE:

TL 30 - L 100

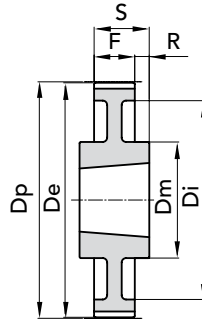
TL	Taper Lock®
30	N° OF TEETH
L	BELT PITCH
100	BELT WIDTH IN INCHES



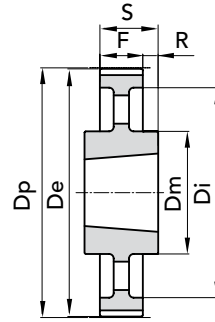
EXEC. 1F



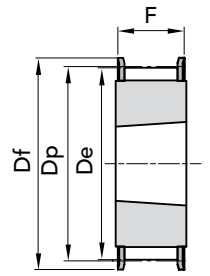
EXEC. 2F



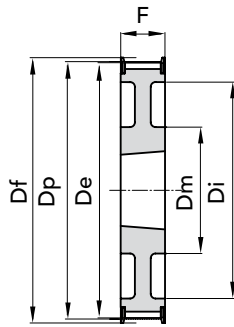
EXEC. 3



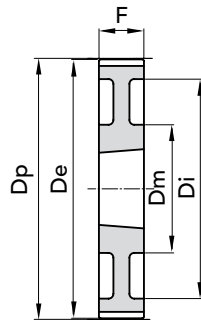
EXEC. 4



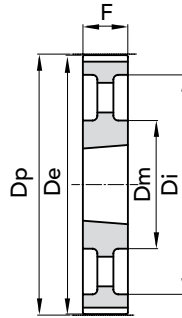
EXEC. 5F



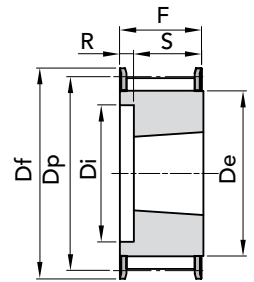
EXEC. 6F



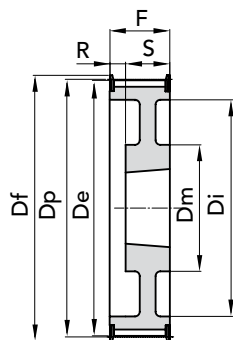
EXEC. 7



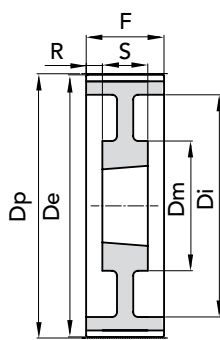
EXEC. 8



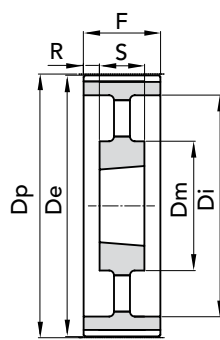
EXEC. 9F



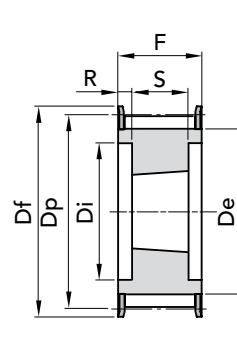
EXEC. 10F



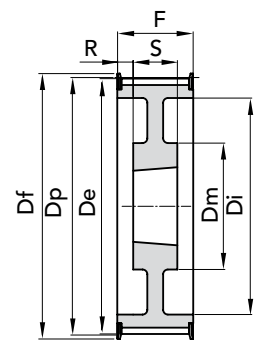
EXEC. 11



EXEC. 12



EXEC. 13F



EXEC. 14F

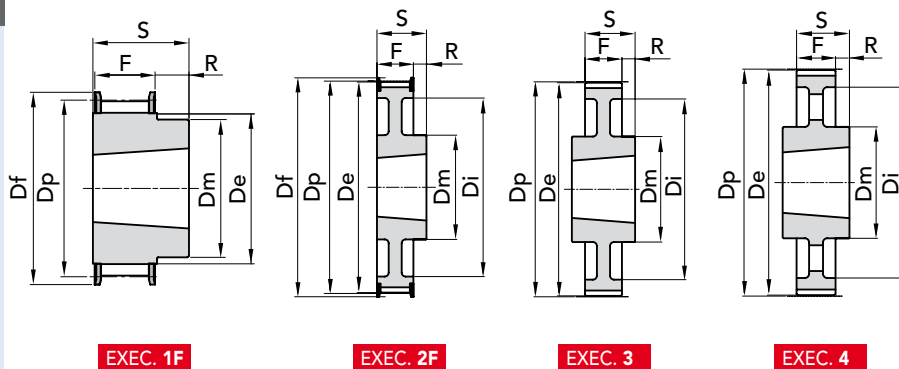


TAPER LOCK® TIMING PULLEYS "PHOSPHATED"

FOR POSITIVE BELTS

TYPE L 050

PITCH 3/8" (9.52 mm)



EXEC. 1F

EXEC. 2F

EXEC. 3

EXEC. 4

TYPE	P. NUMBER	EXEC.	BUSH.	Bore MAX	Dp	De	Df FLANGE	Dm HUB	Di	F	S	R	N. FLANGE	WEIGHT kg.
TL 18 L 050	42050418	1F	1108	28	54,57	53,81	60	45,00	-	19,0	22,0	3,0	58	0,20
TL 19 L 050	42050419	1F	1108	28	57,61	56,84	64	45	-	19,0	22,0	3,0	59	0,23
TL 20 L 050	42050420	1F	1108	28	60,64	59,88	66,5	48	-	19,0	22,0	3,0	60	0,27
TL 21 L 050	42050421	1F	1108	28	63,67	62,91	70	48	-	19,0	22,0	3,0	61	0,30
TL 22 L 050	42050422	1F	1108	28	66,70	65,94	75	51	-	19,0	22,0	3,0	62	0,34
TL 23 L 050	42050423	1F	1108	28	69,73	68,97	79	54	-	19,0	22,0	3,0	63	0,40
TL 24 L 050	42050424	1F	1108	28	72,77	72,00	79	54	-	19,0	22,0	3,0	63	0,45
TL 25 L 050	42050425	1F	1108	28	75,80	75,04	82,5	56	-	19,0	22,0	3,0	64	0,50
TL 26 L 050	42050426	1F	1108	28	78,83	78,07	86	60	-	19,0	22,0	3,0	65	0,55
TL 27 L 050	42050427	1F	1108	28	81,86	81,10	86	62	-	19,0	22,0	3,0	65	0,60
TL 28 L 050	42050428	1F	1108	28	84,89	84,13	91	65	-	19,0	22,0	3,0	66	0,65
TL 30 L 050	42050430	1F	1108	28	90,96	90,20	97	70	-	19,0	22,0	3,0	68	0,80
TL 32 L 050	42050432	1F	1108	28	97,02	96,26	102	74	-	19,0	22,0	3,0	70	0,98
TL 36 L 050	42050436	1F	1108	28	109,15	108,39	115	85	-	19,0	22,0	3,0	74	1,20
TL 40 L 050	42050440	1F	1610	42	121,28	120,51	128	97	-	19,0	25,0	6,0	78	1,40
TL 44 L 050	42050444	2F	1610	42	133,40	132,64	142	88	110	19,0	25,0	6,0	81	2,10
TL 48 L 050	42050448	2F	1610	42	145,53	147,77	150	88	120	19,0	25,0	6,0	85	2,30
TL 60 L 050	42050460	3	1610	42	181,91	181,15	-	92	166	19,0	25,0	3,0	-	2,20
TL 72 L 050	42050472	4	1610	42	218,30	217,53	-	92	202	19,0	25,0	3,0	-	2,10
TL 84 L 050	42050484	4	1610	42	254,68	253,90	-	92	236	19,0	25,0	3,0	-	2,46
TL 96 L 050	42050496	4	2012	50	291,06	290,30	-	106	270	19,0	32,0	6,5	-	3,36
TL 120 L 050	42050520	4	2012	50	363,83	363,07	-	106	343	19,0	32,0	6,5	-	4,44

TAPER LOCK® TIMING PULLEYS FOR POSITIVE BELTS "PHOSPHATED" L 050

MATERIAL:

STEEL C 45 UNI 7845

MATERIAL:

CAST-IRON G 20 UNI 5007

CAD drawings available on our site
www.chiaravalli.com

Quantity, availability and prices
 on B2B Chiaravalli



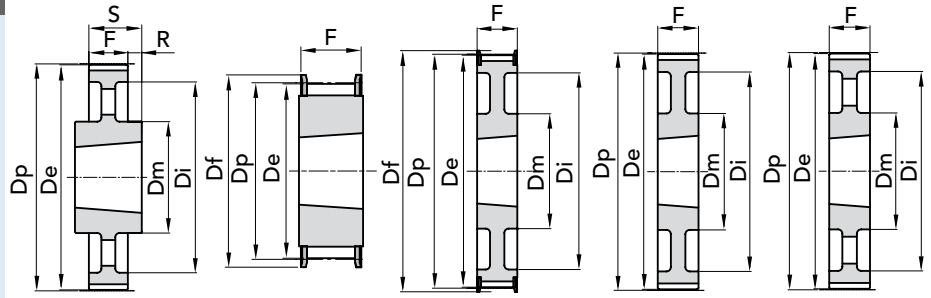
The images do not identify the products.



FOR POSITIVE BELTS

TYPE **L 075**

PITCH 3/8" (9.52 mm)



EXEC. 4

EXEC. 5F

EXEC. 6F

EXEC. 7

EXEC. 8

TYPE	P. NUMBER	EXEC.	BUSH.	Bore MAX	Dp	De	Df FLANGE	Dm HUB	Di	F	S	R	N. FLANGE	WEIGHT kg.
TL 18 L 075	42075418	5F	1108	28	54,57	53,81	60	-	-	25,0	25,0	-	58	0,25
TL 19 L 075	42075419	5F	1108	28	57,61	56,84	64	-	-	25,0	25,0	-	59	0,32
TL 20 L 075	42075420	5F	1108	28	60,64	59,88	66,5	-	-	25,0	25,0	-	60	0,35
TL 21 L 075	42075421	5F	1108	28	63,67	62,91	70	-	-	25,0	25,0	-	61	0,40
TL 22 L 075	42075422	5F	1108	28	66,70	65,94	75	-	-	25,0	25,0	-	62	0,44
TL 23 L 075	42075423	5F	1108	28	69,73	68,97	79	-	-	25,0	25,0	-	63	0,48
TL 24 L 075	42075424	5F	1108	28	72,77	72,00	79	-	-	25,0	25,0	-	63	0,55
TL 25 L 075	42075425	5F	1108	28	75,80	75,04	82,5	-	-	25,0	25,0	-	64	0,63
TL 26 L 075	42075426	5F	1108	28	78,83	78,07	86	-	-	25,0	25,0	-	65	0,66
TL 27 L 075	42075427	5F	1108	28	81,86	81,10	86	-	-	25,0	25,0	-	65	0,70
TL 28 L 075	42075428	5F	1108	28	84,89	84,13	91	-	-	25,0	25,0	-	66	0,72
TL 30 L 075	42075430	5F	1108	28	90,96	90,20	97	-	-	25,0	25,0	-	68	0,93
TL 32 L 075	42075432	5F	1108	28	97,02	96,26	102	-	-	25,0	25,0	-	70	1,10
TL 36 L 075	42075436	5F	1610	42	109,15	108,39	115	-	-	25,0	25,0	-	74	1,20
TL 40 L 075	42075440	5F	1610	42	121,28	120,51	128	-	-	25,0	25,0	-	78	1,70
TL 44 L 075	42075444	6F	1610	42	133,40	132,64	142	90	110	25,0	25,0	-	81	2,50
TL 48 L 075	42075448	6F	1610	42	145,53	147,77	150	92	120	25,0	25,0	-	85	2,60
TL 60 L 075	42075460	7	1610	42	181,91	181,15	-	92	166	25,0	25,0	-	-	3,00
TL 72 L 075	42075472	8	1610	42	218,30	217,53	-	92	202	25,0	25,0	-	-	2,33
TL 84 L 075	42075484	4	2012	50	254,68	253,90	-	106	236	25,0	32,0	3,5	-	3,55
TL 96 L 075	42075496	4	2012	50	291,06	290,30	-	106	270	25,0	32,0	3,5	-	3,95
TL 120 L 075	42075520	4	2012	50	363,83	363,07	-	106	343	25,0	32,0	3,5	-	5,61

MATERIAL:

STEEL C 45 UNI 7845

MATERIAL:

CAST-IRON G 20 UNI 5007CAD drawings available on our site
www.chiaravalli.comQuantity, availability and prices
on B2B Chiaravalli

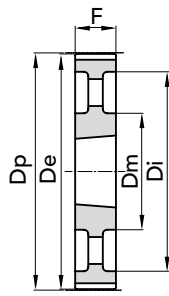


TAPER LOCK® TIMING PULLEYS "PHOSPHATED"

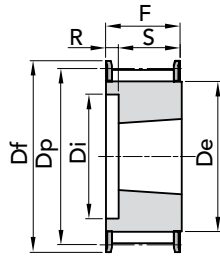
FOR POSITIVE BELTS

TYPE L 100

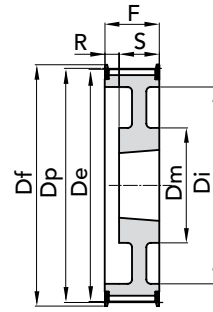
PITCH 3/8" (9.52 mm)



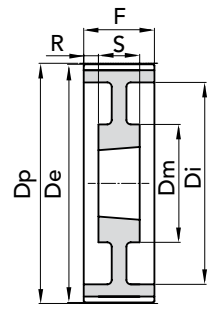
EXEC. 8



EXEC. 9F



EXEC. 10F



EXEC. 11

TYPE	P. NUMBER	EXEC.	BUSH.	Bore MAX	Dp	De	Df FLANGE	Dm HUB	Di	F	S	R	N. FLANGE	WEIGHT kg.
TL 18 L 100	42100418	9F	1108	28	54,57	53,81	60	-	38	31,0	22,0	9,0	58	0,20
TL 19 L 100	42100419	9F	1108	28	57,61	56,84	64	-	38	31,0	22,0	9,0	59	0,32
TL 20 L 100	42100420	9F	1108	28	60,64	59,88	66,5	-	45	31,0	22,0	9,0	60	0,41
TL 21 L 100	42100421	9F	1108	28	63,67	62,91	70	-	45	31,0	22,0	9,0	61	0,45
TL 22 L 100	42100422	9F	1108	28	66,70	65,94	75	-	48	31,0	22,0	9,0	62	0,47
TL 23 L 100	42100423	9F	1108	28	69,73	68,97	79	-	52	32,0	22,0	10,0	63	0,50
TL 24 L 100	42100424	9F	1108	28	72,77	72,00	79	-	52	32,0	22,0	10,0	63	0,64
TL 25 L 100	42100425	9F	1108	28	75,80	75,04	82,5	-	54	32,0	22,0	10,0	64	0,68
TL 26 L 100	42100426	9F	1108	28	78,83	78,07	86	-	60	32,0	22,0	10,0	65	0,70
TL 27 L 100	42100427	9F	1108	28	81,86	81,10	86	-	60	32,0	22,0	10,0	65	0,83
TL 28 L 100	42100428	9F	1108	28	84,89	84,13	91	-	65	32,0	22,0	10,0	66	0,85
TL 30 L 100	42100430	9F	1210	32	90,96	90,20	97	-	71	32,0	25,0	7,0	68	0,90
TL 32 L 100	42100432	9F	1210	32	97,02	96,26	102	-	75	32,0	25,0	7,0	70	1,05
TL 36 L 100	42100436	9F	1610	42	109,15	108,39	115	-	86	32,0	25,0	7,0	74	1,40
TL 40 L 100	42100440	9F	1610	42	121,28	120,51	128	-	96	32,0	25,0	7,0	78	1,65
TL 44 L 100	42100444	10F	1610	42	133,40	132,64	142	90	110	32,0	25,0	7,0	81	2,70
TL 48 L 100	42100448	10F	1610	42	145,53	144,77	150	92	120	32,0	25,0	7,0	85	2,80
TL 60 L 100	42100460	11	1610	42	181,91	181,15	-	92	166	32,0	25,0	3,5	-	2,70
TL 72 L 100	42100472	8	2012	50	218,30	217,53	-	106	202	32,0	32,0	-	-	2,96
TL 84 L 100	42100484	8	2012	50	254,68	253,90	-	106	236	32,0	32,0	-	-	3,87
TL 96 L 100	42100496	8	2012	50	291,06	290,30	-	106	270	32,0	32,0	-	-	4,64
TL 120 L 100	42100520	8	2012	50	363,83	363,07	-	106	343	32,0	32,0	-	-	6,37

TAPER LOCK® TIMING PULLEYS FOR POSITIVE BELTS "PHOSPHATED" L 100

MATERIAL:

STEEL C 45 UNI 7845

MATERIAL:

CAST-IRON G 20 UNI 5007

CAD drawings available on our site
www.chiaravalli.com

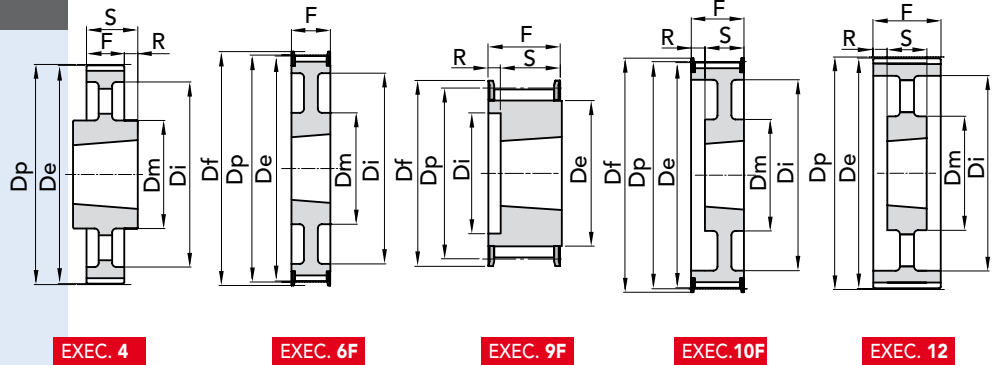
Quantity, availability and prices
 on B2B Chiaravalli



The images do not identify the products.


FOR POSITIVE BELTS
TYPE H 100

PITCH 1/2" (12.7 mm)



EXEC. 4

EXEC. 6F

EXEC. 9F

EXEC. 10F

EXEC. 12

TYPE	P. NUMBER	EXEC.	BUSH.	Bore MAX	Dp	De	Df FLANGE	Dm HUB	Di	F	S	R	N. FLANGE	WEIGHT kg.
TL 16 H 100	43100416	9F	1108	28	64,68	63,31	70	-	45	31,0	22,0	9,0	61	0,42
TL 18 H 100	43100418	9F	1210	32	72,77	71,39	79	-	52	31,0	25,0	6,0	63	0,49
TL 19 H 100	43100419	9F	1210	32	76,81	74,44	82,5	-	56	31,0	25,0	6,0	64	0,62
TL 20 H 100	43100420	9F	1210	32	80,55	79,48	87	-	60	31,0	25,0	6,0	76	0,73
TL 21 H 100	43100421	9F	1210	32	84,89	83,52	91	-	64	32,0	25,0	7,0	66	0,80
TL 22 H 100	43100422	9F	1210	32	88,94	87,56	94	-	67	32,0	25,0	7,0	67	0,94
TL 23 H 100	43100423	9F	1610	42	92,98	91,61	97	-	70	32,0	25,0	7,0	68	0,97
TL 24 H 100	43100424	9F	1610	42	97,02	95,65	102	-	73,5	32,0	25,0	7,0	70	1,05
TL 25 H 100	43100425	9F	1610	42	101,06	99,69	106	-	77	32,0	25,0	7,0	71	1,10
TL 26 H 100	43100426	9F	1610	42	105,11	103,73	112	-	82	32,0	25,0	7,0	72	1,20
TL 27 H 100	43100427	9F	1610	42	109,15	107,78	115	-	85	32,0	25,0	7,0	74	1,35
TL 28 H 100	43100428	9F	1610	42	113,19	111,82	120	-	90,5	32,0	25,0	7,0	75	1,50
TL 30 H 100	43100430	9F	1610	42	121,28	119,90	128	-	98	32,0	25,0	7,0	78	1,78
TL 32 H 100	43100432	10F	1610	42	129,36	127,99	135	80	106	32,0	25,0	7,0	80	2,05
TL 36 H 100	43100436	10F	1610	42	145,53	144,16	150	92	121	32,0	25,0	7,0	85	2,80
TL 40 H 100	43100440	10F	1610	42	161,70	160,33	168	92	138	32,0	25,0	7,0	90	3,65
TL 44 H 100	43100444	6F	2012	50	177,87	176,50	184	106	152	32,0	32,0	-	95	3,86
TL 48 H 100	43100448	6F	2012	50	194,04	192,67	200	106	169	32,0	32,0	-	100	4,20
TL 60 H 100	43100460	12	2012	50	242,55	241,18	-	106	223	34,0	32,0	1,0	-	3,76
TL 72 H 100	43100472	12	2012	50	291,06	289,69	-	106	270	34,0	32,0	1,0	-	4,88
TL 84 H 100	43100484	12	2012	50	339,57	338,20	-	106	318	34,0	32,0	1,0	-	6,12
TL 96 H 100	43100496	4	2517	60	388,08	386,71	-	119	366	34,0	45,0	5,5	-	7,95
TL 120 H 100	43100520	4	2517	60	485,10	483,73	-	119	462	34,0	45,0	5,5	-	10,05

MATERIAL:

STEEL C 45 UNI 7845

MATERIAL:

CAST-IRON G 20 UNI 5007

 CAD drawings available on our site
www.chiaravalli.com

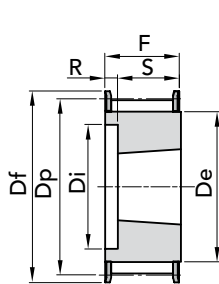
 Quantity, availability and prices
 on B2B Chiaravalli



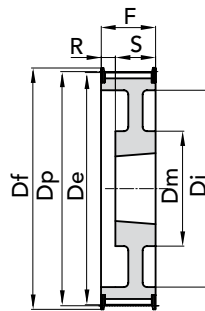

FOR POSITIVE BELTS

TYPE H 150

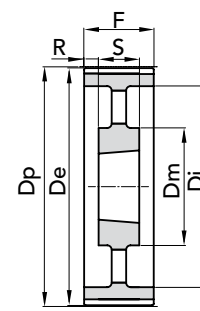
PITCH 1/2" (12.7 mm)



EXEC. 9F



EXEC. 10F



EXEC. 12

TYPE	P. NUMBER	EXEC.	BUSH.	Bore MAX	Dp	De	Df FLANGE	Dm HUB	Di	F	S	R	N. FLANGE	WEIGHT kg.
TL 18 H 150	43150418	9F	1210	32	72,77	71,39	79	-	52	45,0	25,0	20,0	63	0,60
TL 19 H 150	43150419	9F	1210	32	76,81	74,44	82,5	-	56	45,0	25,0	20,0	64	0,72
TL 20 H 150	43150420	9F	1210	32	80,55	79,48	87	-	60	45,0	25,0	20,0	76	0,83
TL 21 H 150	43150421	9F	1210	32	84,89	83,52	91	-	64	45,0	25,0	20,0	66	1,00
TL 22 H 150	43150422	9F	1210	32	88,94	87,56	94	-	67	45,0	25,0	20,0	67	1,25
TL 23 H 150	43150423	9F	1610	42	92,98	91,61	97	-	70	45,0	25,0	20,0	68	1,05
TL 24 H 150	43150424	9F	1610	42	97,02	95,65	102	-	73,5	45,0	25,0	20,0	70	1,10
TL 25 H 150	43150425	9F	1610	42	101,06	99,69	106	-	77	45,0	25,0	20,0	71	1,30
TL 26 H 150	43150426	9F	1610	42	105,11	103,73	112	-	82	45,0	25,0	20,0	72	1,42
TL 27 H 150	43150427	9F	1610	42	109,15	107,78	115	-	85	45,0	25,0	20,0	74	1,65
TL 28 H 150	43150428	9F	1610	42	113,19	111,82	120	-	90,5	45,0	25,0	20,0	75	1,88
TL 30 H 150	43150430	9F	1610	42	121,28	119,90	128	-	98	45,0	25,0	20,0	78	2,05
TL 32 H 150	43150432	10F	1610	42	129,36	127,99	135	80	106	45,0	25,0	20,0	80	2,35
TL 36 H 150	43150436	10F	1610	42	145,53	144,16	150	92	121	45,0	25,0	20,0	85	3,20
TL 40 H 150	43150440	10F	1610	42	161,70	160,33	168	92	138	45,0	25,0	20,0	90	4,10
TL 44 H 150	43150444	10F	2012	50	177,87	176,50	184	106	152	45,0	32,0	13,0	95	4,50
TL 48 H 150	43150448	10F	2012	50	194,04	192,67	200	106	169	45,0	32,0	13,0	100	4,80
TL 60 H 150	43150460	12	2012	50	242,55	241,18	-	106	223	46,0	32,0	7,0	-	4,51
TL 72 H 150	43150472	12	2012	50	291,06	289,69	-	106	270	46,0	32,0	7,0	-	6,16
TL 84 H 150	43150484	12	2012	50	339,57	338,20	-	106	318	46,0	32,0	7,0	-	7,40
TL 96 H 150	43150496	12	2517	60	388,08	386,71	-	119	366	46,0	45,0	0,5	-	9,87
TL 120 H 150	43150520	12	2517	60	485,10	483,73	-	119	462	46,0	45,0	0,5	-	13,5

MATERIAL:

STEEL C 45 UNI 7845

MATERIAL:

CAST-IRON G 20 UNI 5007

CAD drawings available on our site
www.chiaravalli.com

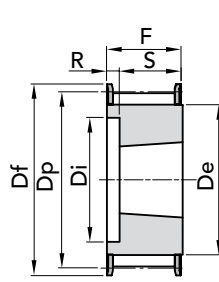
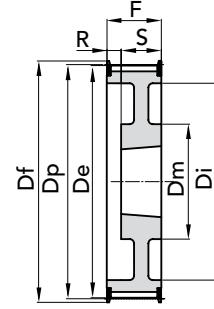
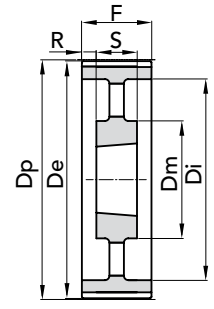
Quantity, availability and prices
on B2B Chiaravalli



The images do not identify the products.


FOR POSITIVE BELTS
TYPE H 200

PITCH 1/2" (12.7 mm)


EXEC. 9F

EXEC. 10F

EXEC. 12

TYPE	P. NUMBER	EXEC.	BUSH.	Bore MAX	Dp	De	Df FLANGE	Dm HUB	Di	F	S	R	N. FLANGE	WEIGHT kg.
TL 18 H 200	43200418	9F	1210	32	72,77	71,39	79	-	52	58,0	25,0	33,0	63	0,84
TL 19 H 200	43200419	9F	1210	32	76,81	74,44	82,5	-	56	58,0	25,0	33,0	64	0,96
TL 20 H 200	43200420	9F	1610	42	80,55	79,48	87	-	62	58,0	25,0	33,0	76	0,93
TL 21 H 200	43200421	9F	1610	42	84,89	83,52	91	-	64	58,0	25,0	33,0	66	1,07
TL 22 H 200	43200422	9F	1610	42	88,94	87,56	94	-	67	58,0	25,0	33,0	67	1,25
TL 23 H 200	43200423	9F	1610	42	92,98	91,61	97	-	70	58,0	25,0	33,0	68	1,40
TL 24 H 200	43200424	9F	1610	42	97,02	95,65	102	-	73,5	58,0	25,0	33,0	70	1,55
TL 25 H 200	43200425	9F	1610	42	101,06	99,69	106	-	77	58,0	25,0	33,0	71	1,71
TL 26 H 200	43200426	9F	1610	42	105,11	103,73	112	-	82	58,0	25,0	33,0	72	1,84
TL 27 H 200	43200427	9F	1610	42	109,15	107,78	115	-	85	58,0	25,0	33,0	74	2,06
TL 28 H 200	43200428	9F	1610	42	113,19	111,82	120	-	90,5	58,0	25,0	33,0	75	2,17
TL 30 H 200	43200430	9F	1610	42	121,28	119,90	128	-	98	58,0	25,0	33,0	78	2,60
TL 32 H 200	43200432	9F	2012	50	129,36	127,99	135	-	106	58,0	32,0	26,0	80	2,95
TL 36 H 200	43200436	10F	2012	50	145,53	144,16	150	102	121	58,0	32,0	26,0	85	3,62
TL 40 H 200	43200440	10F	2012	50	161,70	160,33	168	106	138	58,0	32,0	26,0	90	4,33
TL 44 H 200	43200444	10F	2012	50	177,87	176,50	184	106	152	58,0	32,0	26,0	95	5,33
TL 48 H 200	43200448	10F	2517	60	194,04	192,67	200	119	168	58,0	45,0	13,0	100	6,47
TL 60 H 200	43200460	12	2517	60	242,55	241,18	-	119	223	60,0	45,0	7,5	-	5,86
TL 72 H 200	43200472	12	2517	60	291,06	289,69	-	119	270	60,0	45,0	7,5	-	7,42
TL 84 H 200	43200484	12	2517	60	339,57	338,20	-	119	320	60,0	45,0	7,5	-	8,73
TL 96 H 200	43200496	12	2517	60	388,08	386,71	-	119	366	60,0	45,0	7,5	-	10,83
TL 120 H 200	43200520	12	2517	60	485,10	483,73	-	119	462	60,0	45,0	7,5	-	14,95

 MATERIAL **STEEL**
C 45 UNI 7845

 MATERIAL **CAST-IRON**
G 20 UNI 5007

 CAD drawings available on our site
www.chiaravalli.com

 Quantity, availability and prices
 on B2B Chiaravalli

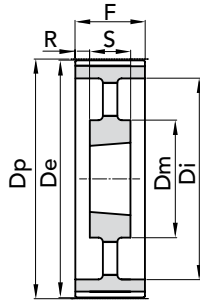



TAPER LOCK® TIMING PULLEYS "PHOSPHATED"

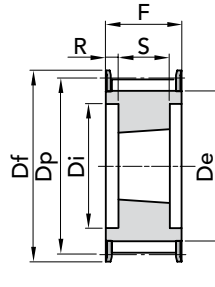
FOR POSITIVE BELTS

TYPE H 300

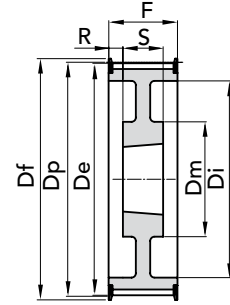
PITCH 1/2" (12.7 mm)



EXEC. 12



EXEC. 13F



EXEC. 14F

TYPE	P. NUMBER	EXEC.	BUSH.	Bore MAX	Dp	De	Df FLANGE	Dm HUB	Di	F	S	R	N. FLANGE	WEIGHT kg.
TL 20 H 300	43300420	13F	1615	42	80,85	79,48	87	-	64,5	84,0	38,0	23,0	76	1,22
TL 21 H 300	43300421	13F	1615	42	84,89	83,52	91	-	65	84,0	38,0	23,0	66	1,52
TL 22 H 300	43300422	13F	1615	42	88,94	87,56	94	-	67	84,0	38,0	23,0	67	1,80
TL 23 H 300	43300423	13F	1615	42	92,98	91,61	97	-	70	84,0	38,0	23,0	68	2,04
TL 24 H 300	43300424	13F	1615	42	97,02	95,65	102	-	73,5	84,0	38,0	23,0	70	2,29
TL 25 H 300	43300425	13F	1615	42	101,06	99,69	106	-	77	84,0	38,0	23,0	71	2,54
TL 26 H 300	43300426	13F	1615	42	105,11	103,73	112	-	82	84,0	38,0	23,0	72	2,73
TL 27 H 300	43300427	13F	2012	50	109,15	107,78	115	-	85	84,0	32,0	26,0	74	2,54
TL 28 H 300	43300428	13F	2012	50	113,19	111,82	120	-	90,5	84,0	32,0	26,0	75	2,68
TL 30 H 300	43300430	13F	2012	60	121,28	119,90	128	-	98	84,0	32,0	26,0	78	3,21
TL 32 H 300	43300432	13F	2517	60	129,36	127,99	135	-	106	84,0	45,0	19,5	80	3,58
TL 36 H 300	43300436	13F	2517	60	145,53	144,16	150	-	121	84,0	45,0	19,5	85	4,99
TL 40 H 300	43300440	13F	2517	60	161,70	160,33	168	-	138	84,0	45,0	19,5	90	6,50
TL 44 H 300	43300444	14F	2517	60	177,87	176,50	184	119	150	86,0	45,0	20,5	95	7,55
TL 48 H 300	43300448	14F	2517	60	194,04	192,67	200	119	165	86,0	45,0	20,5	100	8,66
TL 60 H 300	43300460	12	2517	60	242,55	241,18	-	119	223	86,0	45,0	20,5	-	7,42
TL 72 H 300	43300472	12	2517	60	291,06	289,69	-	119	270	86,0	45,0	20,5	-	9,33
TL 84 H 300	43300484	12	2517	60	339,57	338,20	-	119	320	86,0	45,0	20,5	-	11,19
TL 96 H 300	43300496	12	3030	75	388,08	386,71	-	150	362	86,0	76,0	5,0	-	17,96
TL 120 H 300	43300520	12	3030	75	485,10	483,73	-	150	460	86,0	76,0	5,0	-	22,23

TAPER LOCK® TIMING PULLEYS FOR POSITIVE BELTS "PHOSPHATED" H 300

MATERIAL:

STEEL C 45 UNI 7845

MATERIAL:

CAST-IRON G 20 UNI 5007

CAD drawings available on our site
www.chiaravalli.com

Quantity, availability and prices
on B2B Chiaravalli



The images do not identify the products.



HTD® TIMING PULLEYS with PILOT BORE

CHIARAVALLI GROUP S.p.A. manufactures the **HTD®** pulleys in the following pitches: 3mm., 5mm., 8mm. and 14mm. and in the following versions:

- a) **HTD®** Pilot Bore pulleys
- b) **HTD®** with **Taper-Lock®** taper bush

BELT IDENTIFICATION:

34 - 8M - 50 ———— | 34 N° teeth
 | 8M pitch in mm
 | 50 belt width

TL 30 - 14M - 55 ———— | TL Taper Lock
 | 30 N° teeth
 | 14M pitch in mm
 | 50 belt width

PULLEY BALANCING VALUES

The **HTD®** pulleys manufactured by our company are not balanced. Balancing is performed at cost, only on request. We are able to balance pulleys up to a maximum diameter of 560 mm. and issue the relative certificate.

CHARACTERISTICS OF THE ...GOLE

DIAMETERS PULLEY	WIDTH SURFACE	MAXIMUM UNBALANCE IN GRAMS
from 199 - 301	60	6
from 302 - 599	60	10
from 199 - 301	from 60 - 90	10
from 302 - 599		15
from 600 - 999		20
greater than 1000		30
from 199 - 301	from 100 - 199	20
from 302 - 599		30
from 600 - 999		40
greater than 1000		60

CONSTRUCTION TOLERANCE VALUES

De pulley

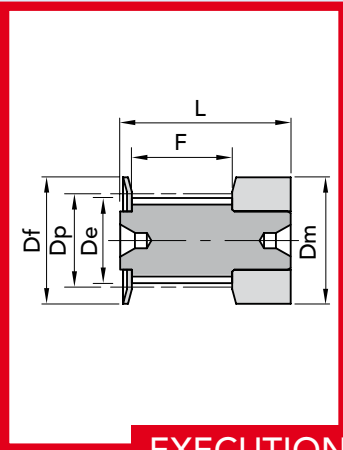
Tolerance in mm

from Ø	0 to Ø 30	- 0	+ 0.05
from Ø	31 to Ø 50	- 0	+ 0.08
from Ø	51 to Ø 100	- 0	+ 0.10
from Ø	101 to Ø 179	- 0	+ 0.13
from Ø	180 to a Ø 300	- 0	+ 0.15
from Ø	301 to Ø 500	- 0	+ 0.18
from Ø	greater than Ø 510	- 0	+ 0.20

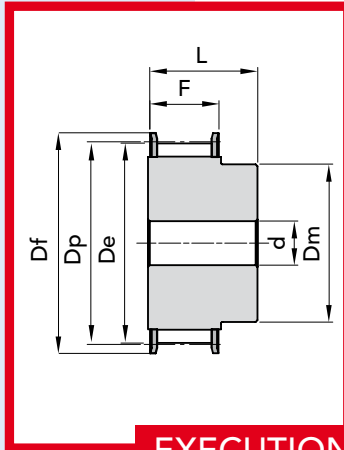
ECCENTRICITY

The bore and outer diameter must be concentric in compliance with the tolerance values indicated below

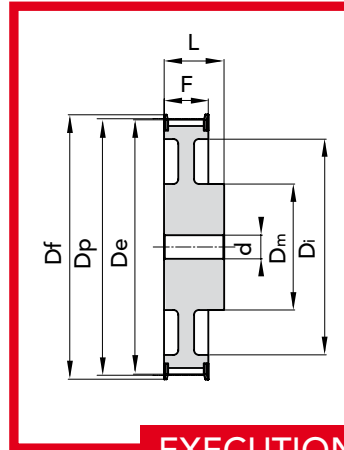
external Ø	Total eccentricity (mm)
mm	Total measurement of the comparison
up to 199	0.10
greater than 200	0.0005 for mm Ø
	This value cannot exceed the tolerance for the external Ø.



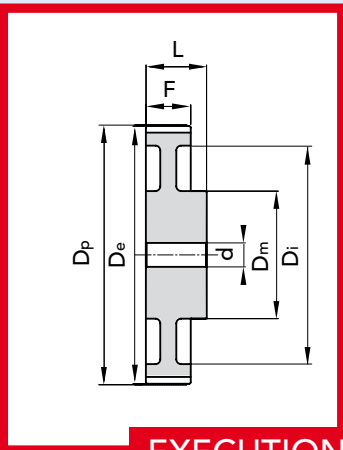
EXECUTION 0F



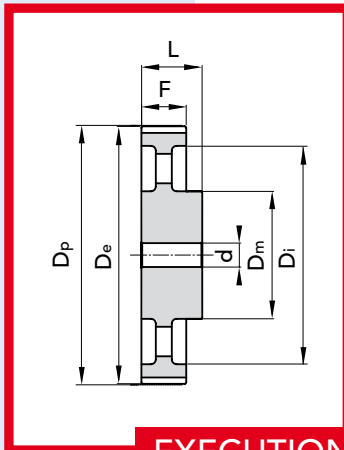
EXECUTION 1F



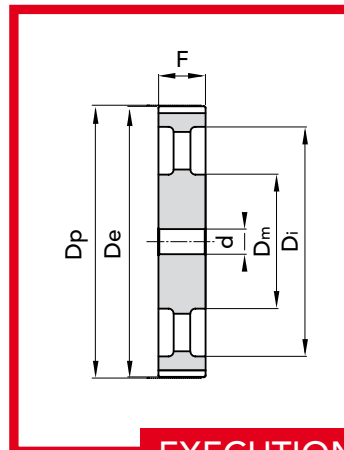
EXECUTION 2F



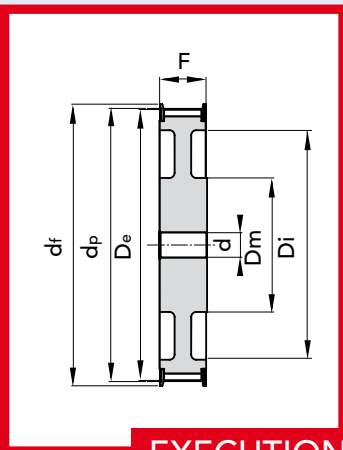
EXECUTION 3



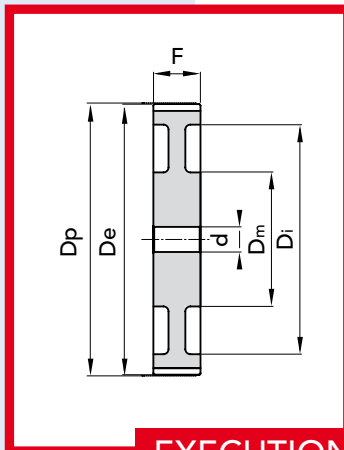
EXECUTION 4



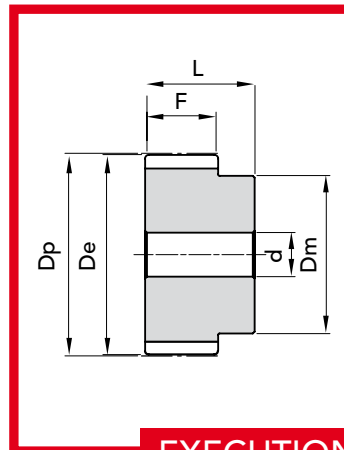
EXECUTION 5



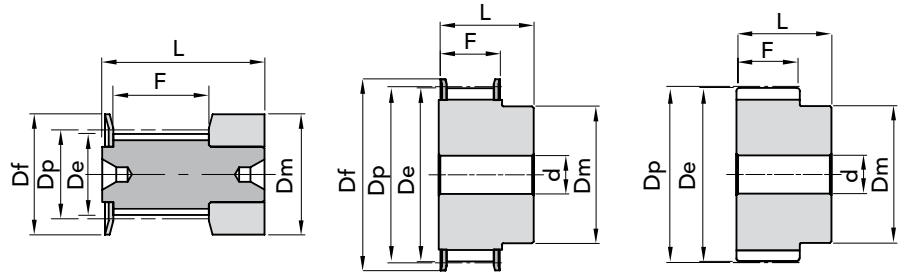
EXECUTION 6F



EXECUTION 7



EXECUTION 8


 TYPE **3M 09**


EXEC. 0F

EXEC. 1F

EXEC. 8

TYPE	P. NUMBER	N. TEETH	EXEC.	Dp	De	Df FLANGE	Dm HUB	F	L	d Ø Bore	N. FLANGE	WEIGHT kg.
10- 3M- 09F	40109010	10	0F	9,55	8,79	13	13	10,2	17,5	-	501	0,01
12- 3M- 09F	40109012	12	0F	11,46	10,70	15	15	10,2	17,5	-	502	0,01
14- 3M- 09F	40109014	14	0F	13,37	12,61	16	16	10,2	17,5	-	503	0,01
15- 3M- 09F	40109015	15	0F	14,32	13,56	17,5	17,5	10,2	17,5	-	516	0,01
16- 3M- 09F	40109016	16	1F	15,28	14,52	17,5	10	12,8	20,6	4	504	0,01
18- 3M- 09F	40109018	18	1F	17,19	16,43	20	11	12,8	20,6	6	505	0,01
20- 3M- 09F	40109020	20	1F	19,10	18,34	23	13	12,8	20,6	6	517	0,01
21- 3M- 09F	40109021	21	1F	20,05	19,29	25	13	12,8	20,6	6	518	0,01
22- 3M- 09F	40109022	22	1F	21,01	20,25	25	13	12,8	20,6	6	518	0,01
24- 3M- 09F	40109024	24	1F	22,92	22,16	25	13	12,8	20,6	6	518	0,02
26- 3M- 09F	40109026	26	1F	24,83	24,07	28	16	12,8	20,6	6	508	0,02
28- 3M- 09F	40109028	28	1F	26,74	25,98	32	18	12,8	20,6	6	509	0,02
30- 3M- 09F	40109030	30	1F	28,65	27,89	32	20	12,8	20,6	6	509	0,30
32- 3M- 09F	40109032	32	1F	30,56	29,80	36	22	12,8	20,6	6	510	0,30
36- 3M- 09F	40109036	36	1F	34,38	33,62	39	26	13,4	22,2	6	519	0,05
40- 3M- 09F	40109040	40	1F	38,20	37,44	42	28	13,4	22,2	6	513	0,06
44- 3M- 09F	40109044	44	1F	42,02	41,26	48	33	13,4	22,2	6	520	0,07
48- 3M- 09	40109048	48	8	45,84	45,08	-	33	13,4	22,2	8	-	0,11
60- 3M- 09	40109060	60	8	57,30	56,54	-	33	13,4	22,2	8	-	0,11
72- 3M- 09	40109072	72	8	68,75	67,99	-	33	13,4	22,2	8	-	0,15

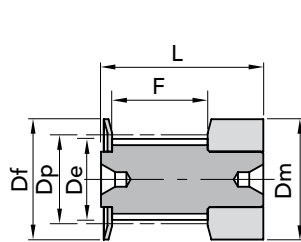
 MATERIAL **ALUMINIUM**

 CAD drawings available on our site
www.chiaravalli.com

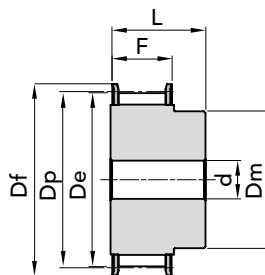
 Quantity, availability and prices
 on B2B Chiaravalli



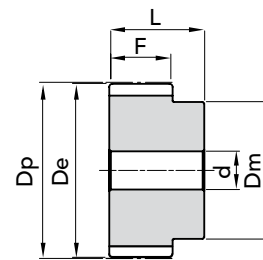

TYPE 3M 15



EXEC. 0F



EXEC. 1F



EXEC. 8

TYPE	P. NUMBER	N. TEETH	EXEC.	Dp	De	Df FLANGE	Dm HUB	F	L	d Ø Bore	N. FLANGE	WEIGHT kg.
10- 3M- 15F	40115010	10	0F	9,55	8,79	13	13	17	26	-	501	0,01
12- 3M- 15F	40115012	12	0F	11,46	10,70	15	15	17	26	-	502	0,01
14- 3M- 15F	40115014	14	0F	13,37	12,61	16	16	17	26	-	503	0,01
15- 3M- 15F	40115015	15	0F	14,32	13,56	17,5	17,5	17	26	-	516	0,01
16- 3M- 15F	40115016	16	1F	15,28	14,52	17,5	10	19,5	26	4	504	0,01
18- 3M- 15F	40115018	18	1F	17,19	16,43	20	11	19,5	26	6	505	0,01
20- 3M- 15F	40115020	20	1F	19,10	18,34	23	13	19,5	26	6	517	0,01
21- 3M- 15F	40115021	21	1F	20,05	19,29	25	13	19,5	26	6	518	0,02
22- 3M- 15F	40115022	22	1F	21,01	20,25	25	13	19,5	26	6	518	0,02
24- 3M- 15F	40115024	24	1F	22,92	22,16	25	13	19,5	26	6	518	0,02
26- 3M- 15F	40115026	26	1F	24,83	24,07	28	16	19,5	26	6	508	0,03
28- 3M- 15F	40115028	28	1F	26,74	25,98	32	18	19,5	26	6	509	0,03
30- 3M- 15F	40115030	30	1F	28,65	27,89	32	20	19,5	26	6	509	0,04
32- 3M- 15F	40115032	32	1F	30,56	29,80	36	22	19,5	26	6	510	0,04
36- 3M- 15F	40115036	36	1F	34,38	33,62	39	26	20	30	6	519	0,06
40- 3M- 15F	40115040	40	1F	38,20	37,44	42	28	20	30	6	513	0,08
44-3M- 15	40115044	44	1F	42,02	41,26	48	33	20	30	6	520	0,10
48- 3M- 15	40115048	48	8	45,84	45,08	-	33	20	30	8	-	0,10
60- 3M- 15	40115060	60	8	57,30	56,54	-	33	20	30	8	-	0,15
72- 3M- 15	40115072	72	8	68,75	67,99	-	33	20	30	8	-	0,21

MATERIAL **ALUMINIUM**

CAD drawings available on our site
www.chiaravalli.com

Quantity, availability and prices
on B2B Chiaravalli



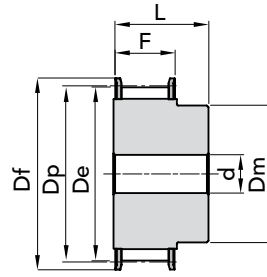
The images do not identify the products.



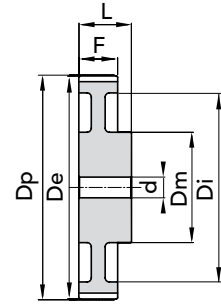
PHOSPHATED

TYPE **5M 09**

Aluminium pulleys are not phosphated.



EXEC. 1F



EXEC. 3

HTD® TIMING PULLEYS with PILOT BORE "PHOSPHATED" 5M 09

TYPE	P. NUMBER	N. TEETH	EXEC.	Dp	De	Df FLANGE	Dm HUB	Di	F	L	d Ø Bore	N. FLANGE	WEIGHT kg.
12- 5M- 09F	40209012	12	1F	19,10	17,96	23	12	-	14,5	20	4	14	0,03
14- 5M- 09F	40209014	14	1F	22,28	21,14	25	13	-	14,5	20	6	2	0,04
15- 5M- 09F	40209015	15	1F	23,37	22,73	28	16	-	14,5	20	6	4	0,05
16- 5M- 09F	40209016	16	1F	25,46	24,32	28	16,5	-	14,5	20	6	4	0,06
18- 5M- 09F	40209018	18	1F	28,65	27,51	32	20	-	14,5	20	6	6	0,07
20- 5M- 09F	40209020	20	1F	31,83	30,69	36	23	-	14,5	22,5	6	8	0,10
21- 5M- 09F	40209021	21	1F	33,42	32,28	38	24	-	14,5	22,5	6	9	0,12
22- 5M- 09F	40209022	22	1F	35,01	33,87	39	25,5	-	14,5	22,5	6	15	0,13
24- 5M- 09F	40209024	24	1F	38,20	37,06	42	27	-	14,5	22,5	6	13	0,15
26- 5M- 09F	40209026	26	1F	41,38	40,24	44	30	-	14,5	22,5	6	12	0,18
28- 5M- 09F	40209028	28	1F	44,56	43,42	48	30,5	-	14,5	22,5	6	11	0,21
30- 5M- 09F	40209030	30	1F	47,75	46,60	51	35	-	14,5	22,5	6	16	0,25
32- 5M- 09F	40209032	32	1F	50,93	49,79	54	38	-	14,5	22,5	8	18	0,28
36- 5M- 09F	40209036	36	1F	57,30	56,16	60	38	-	14,5	22,5	8	21	0,33
40- 5M- 09F	40209040	40	1F	63,66	62,52	71	38	-	14,5	22,5	8	25	0,42
44- 5M- 09	40209044	44	3	70,03	68,89	-	38	54	14,5	25,5	8	-	0,17
48- 5M- 09	40209048	48	3	76,39	75,25	-	45	61	14,5	25,5	8	-	0,18
60- 5M- 09	40209060	60	3	95,49	94,35	-	45	80	14,5	25,5	8	-	0,23
72- 5M- 09	40209072	72	3	114,59	113,45	-	45	100	14,5	25,5	8	-	0,42

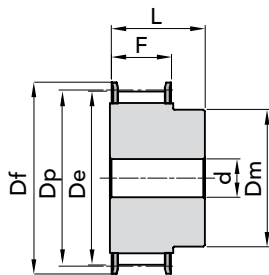
MATERIAL **STEEL**MATERIAL **ALUMINIUM**CAD drawings available on our site
www.chiaravalli.comQuantity, availability and prices
on B2B Chiaravalli



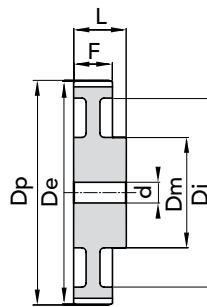
PHOSPHATED

TYPE 5M 15

Aluminium pulleys are not phosphated.



EXEC. 1F



EXEC. 3

TYPE	P. NUMBER	N. TEETH	EXEC.	Dp	De	Df FLANGE	Dm HUB	Di	F	L	d Ø Bore	N. FLANGE	WEIGHT kg.
12- 5M- 15F	40215012	12	1F	19,10	17,96	23	12	-	20,5	26	-	14	0,03
14- 5M- 15F	40215014	14	1F	22,28	21,14	25	13	-	20,5	26	6	2	0,04
15- 5M- 15F	40215015	15	1F	23,37	22,73	28	16	-	20,5	26	6	4	0,05
16- 5M- 15F	40215016	16	1F	25,46	24,32	28	16,5	-	20,5	26	6	4	0,06
18- 5M- 15F	40215018	18	1F	28,65	27,51	32	20	-	20,5	26	6	6	0,09
20- 5M- 15F	40215020	20	1F	31,83	30,69	36	23	-	20,5	26	6	8	0,12
21- 5M- 15F	40215021	21	1F	33,42	32,28	38	24	-	20,5	26	6	9	0,14
22- 5M- 15F	40215022	22	1F	35,01	33,87	39	25,5	-	20,5	26	6	15	0,15
24- 5M- 15F	40215024	24	1F	38,20	37,06	42	27	-	20,5	28	6	13	0,19
26- 5M- 15F	40215026	26	1F	41,38	40,24	44	30	-	20,5	28	6	12	0,23
28- 5M- 15F	40215028	28	1F	44,56	43,42	48	30,5	-	20,5	28	6	11	0,26
30- 5M- 15F	40215030	30	1F	47,75	46,60	51	35	-	20,5	28	6	16	0,32
32- 5M- 15F	40215032	32	1F	50,93	49,79	54	38	-	20,5	28	8	18	0,35
36- 5M- 15F	40215036	36	1F	57,30	56,16	60	38	-	20,5	28	8	21	0,43
40- 5M- 15F	40215040	40	1F	63,66	62,52	71	38	-	20,5	28	8	25	0,52
44- 5M- 15	40215044	44	3	70,03	68,89	-	38	54	20,5	30	8	-	0,23
48- 5M- 15	40215048	48	3	76,39	75,25	-	38	61	20,5	30	8	-	0,29
60- 5M- 15	40215060	60	3	95,49	94,35	-	50	80	20,5	30	8	-	0,30
72- 5M- 15	40215072	72	3	114,59	113,45	-	50	100	20,5	30	8	-	0,59

MATERIAL **STEEL**

MATERIAL **ALUMINIUM**

CAD drawings available on our site
www.chiaravalli.com

Quantity, availability and prices
on B2B Chiaravalli



The images do not identify the products.

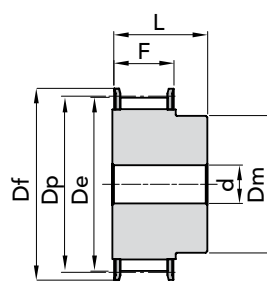
HTD® TIMING PULLEYS with PILOT BORE "PHOSPHATED" 5M 15



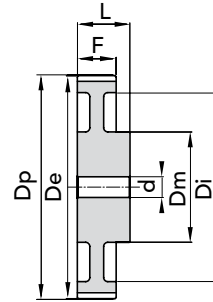
PHOSPHATED

TYPE **5M 25**

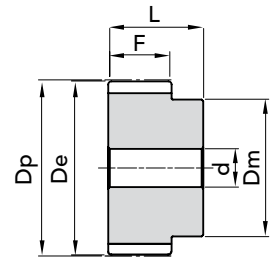
Aluminium pulleys are not phosphated.



EXEC. 1F



EXEC. 3



EXEC. 8

HTD® TIMING PULLEYS with PILOT BORE "PHOSPHATED" 5M 25

TYPE	P. NUMBER	N. TEETH	EXEC.	Dp	De	Df FLANGE	Dm HUB	Di	F	L	d Ø Bore	N. FLANGE	WEIGHT kg.
12- 5M- 25F	40225012	12	1F	19,10	17,96	23	12	-	30,5	36	-	14	0,05
14- 5M- 25F	40225014	14	1F	22,28	21,14	25	13	-	30,5	36	6	2	0,08
15- 5M- 25F	40225015	15	1F	23,87	22,73	28	16	-	30,5	36	6	4	0,09
16- 5M- 25F	40225016	16	1F	25,46	24,32	28	16,5	-	30,5	36	6	4	0,11
18- 5M- 25F	40225018	18	1F	28,65	27,51	32	20	-	30,5	36	6	6	0,13
20- 5M- 25F	40225020	20	1F	31,83	30,69	36	23	-	30,5	36	6	8	0,17
21- 5M- 25F	40225021	21	1F	33,42	32,28	38	24	-	30,5	38	6	9	0,20
22- 5M- 25F	40225022	22	1F	35,01	33,87	39	25,5	-	30,5	38	6	15	0,22
24- 5M- 25F	40225024	24	1F	38,20	37,06	42	27	-	30,5	38	6	13	0,26
26- 5M- 25F	40225026	26	1F	41,38	40,24	44	30	-	30,5	38	6	12	0,32
28- 5M- 25F	40225028	28	1F	44,56	43,42	48	30,5	-	30,5	38	6	11	0,37
30- 5M- 25F	40225030	30	1F	47,75	46,60	51	35	-	30,5	38	6	16	0,42
32- 5M- 25F	40225032	32	1F	50,93	49,79	54	38	-	30,5	38	8	18	0,48
36- 5M- 25F	40225036	36	1F	57,30	56,16	60	38	-	30,5	38	8	21	0,59
40- 5M- 25F	40225040	40	1F	63,66	62,52	71	38	-	30,5	38	8	25	0,75
44- 5M- 25	40225044	44	8	70,03	68,89	-	38	-	30,5	40	8	-	0,32
48- 5M- 25	40225048	48	3	76,39	75,25	-	38	61	30,5	40	8	-	0,28
60- 5M- 25	40225060	60	3	95,49	94,35	-	50	80	30,5	40	8	-	0,44
72- 5M- 25	40225072	72	3	114,59	113,45	-	50	100	30,5	40	8	-	0,85

MATERIAL **STEEL**MATERIAL **ALUMINIUM**

CAD drawings available on our site
www.chiaravalli.com

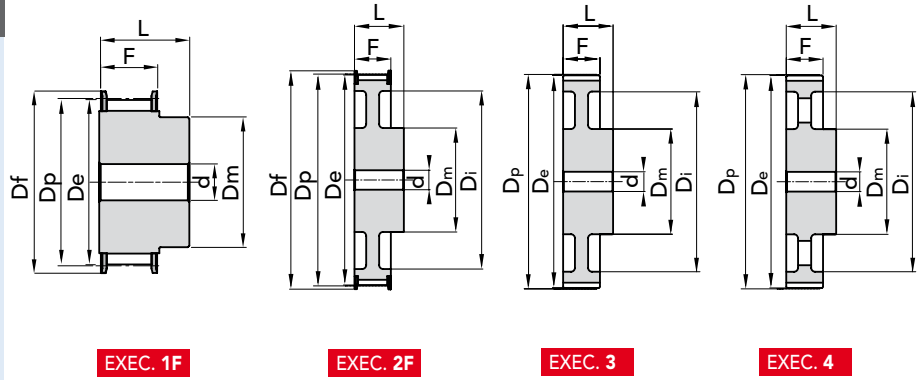
Quantity, availability and prices
 on B2B Chiaravalli





PHOSPHATED

TYPE **8M 20**




TYPE	P. NUMBER	N. TEETH	EXEC.	Dp	De	Df FLANGE	Dm HUB	Di	F	L	d Ø Bore	N. FLANGE	WEIGHT kg.
22- 8M- 20F	40420022	22	1F	56,02	54,65	60	43	-	28	38	12	53	0,54
24- 8M- 20F	40420024	24	1F	61,12	59,75	66	45	-	28	38	12	69	0,65
26- 8M- 20F	40420026	26	1F	66,21	64,85	70	48	-	28	38	12	61	0,80
28- 8M- 20F	40420028	28	1F	71,30	70,08	75	50	-	28	38	15	79	0,88
30- 8M- 20F	40420030	30	1F	76,39	75,13	82,5	55	-	28	38	15	64	1,00
32- 8M- 20F	40420032	32	1F	81,49	80,16	87	60	-	28	38	15	76	1,20
34- 8M- 20F	40420034	34	1F	86,58	85,22	91	66	-	28	38	15	66	1,40
36- 8M- 20F	40420036	36	1F	91,67	90,30	97	70	-	28	38	15	68	1,60
38- 8M- 20F	40420038	38	1F	96,77	95,39	102	75	-	28	38	15	70	1,70
40- 8M- 20F	40420040	40	1F	101,86	100,49	106	75	-	28	38	15	77	1,85
44- 8M- 20F	40420044	44	1F	112,05	110,67	120	75	-	28	38	15	75	2,10
48- 8M- 20F	40420048	48	1F	122,23	120,86	128	75	-	28	38	15	78	2,50
56- 8M- 20F	40420056	56	2F	142,60	141,23	150	80	116	28	38	15	85	2,82
64- 8M- 20F	40420064	64	2F	162,97	161,60	168	80	137	28	38	15	90	3,22
72- 8M- 20F	40420072	72	2F	183,35	181,97	192	80	158	28	38	15	97	3,74
80- 8M- 20	40420080	80	3	203,72	202,35	-	90	180	28	38	15	-	3,78
90- 8M- 20	40420090	90	3	229,18	227,81	-	90	204	28	38	15	-	4,57
112- -8M- 20	on demand	112	4	285,21	283,83	-	90	254	28	38	18	-	-
144- 8M- 20	40420144	144	4	366,69	365,32	-	90	336	28	38	20	-	5,20
168- 8M- 20	on demand	168	4	427,81	426,44	-	100	400	28	38	20	-	-
192- 8M- 21	on demand	192	4	488,92	487,55	-	100	460	28	38	20	-	-

MATERIAL **STEEL**

MATERIAL **CAST-IRON**

CAD drawings available on our site
www.chiaravalli.com

Quantity, availability and prices
on B2B Chiaravalli

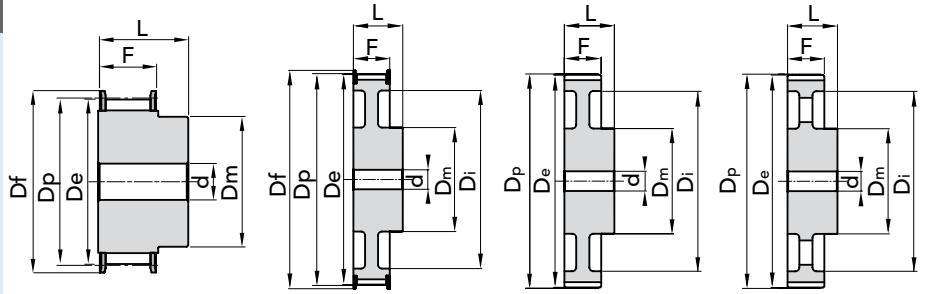


The images do not identify the products.

HTD® TIMING PULLEYS with PILOT BORE "PHOSPHATED" 8M 20



PHOSPHATED

TYPE **8M 30**

EXEC. 1F


EXEC. 2F

EXEC. 3

EXEC. 4

TYPE	P. NUMBER	N. TEETH	EXEC.	Dp	De	Df FLANGE	Dm HUB	Di	F	L	d Ø Bore	N. FLANGE	WEIGHT kg.
22- 8M- 30F	40430022	22	1F	56,02	54,65	60	43	-	38	48	12	53	0,75
24- 8M- 30F	40430024	24	1F	61,12	59,75	66	45	-	38	48	12	69	0,90
26- 8M- 30F	40430026	26	1F	66,21	64,85	70	48	-	38	48	12	61	1,10
28- 8M- 30F	40430028	28	1F	71,30	70,08	75	50	-	38	48	15	79	1,20
30- 8M- 30F	40430030	30	1F	76,39	75,13	82,5	55	-	38	48	15	73	1,32
32- 8M- 30F	40430032	32	1F	81,49	80,16	87	60	-	38	48	15	76	1,55
34- 8M- 30F	40430034	34	1F	86,58	85,22	91	66	-	38	48	15	66	1,80
36- 8M- 30F	40430036	36	1F	91,67	90,30	97	70	-	38	48	15	68	2,10
38- 8M- 30F	40430038	38	1F	96,77	95,39	102	75	-	38	48	15	70	2,30
40- 8M- 30F	40430040	40	1F	101,86	100,49	106	75	-	38	48	15	77	2,47
44- 8M- 30F	40430044	44	1F	112,05	110,67	120	75	-	38	48	15	75	2,95
48- 8M- 30F	40430048	48	1F	122,23	120,86	128	75	-	38	48	15	78	3,30
56- 8M- 30F	40430056	56	2F	142,60	141,23	150	90	116	38	48	15	85	4,02
64- 8M- 30F	40430064	64	2F	162,97	161,60	168	90	137	38	48	15	90	4,60
72- 8M- 30F	40430072	72	2F	183,35	181,97	192	95	158	38	48	15	97	5,41
80- 8M- 30	40430080	80	3	203,72	202,35	-	100	180	38	48	15	-	5,23
90- 8M- 30	40430090	90	3	229,18	227,81	-	100	204	38	48	15	-	6,42
112- 8M- 30	40430112	112	4	285,21	283,83	-	100	254	38	48	18	-	8,12
144- 8M- 30	40430144	144	4	366,69	365,32	-	100	336	38	48	20	-	10,36
168- 8M- 30	40430168	168	4	427,81	426,44	-	100	400	38	48	20	-	12,37
192- 8M- 30	40430192	192	4	488,92	487,55	-	100	460	38	48	20	-	14,31

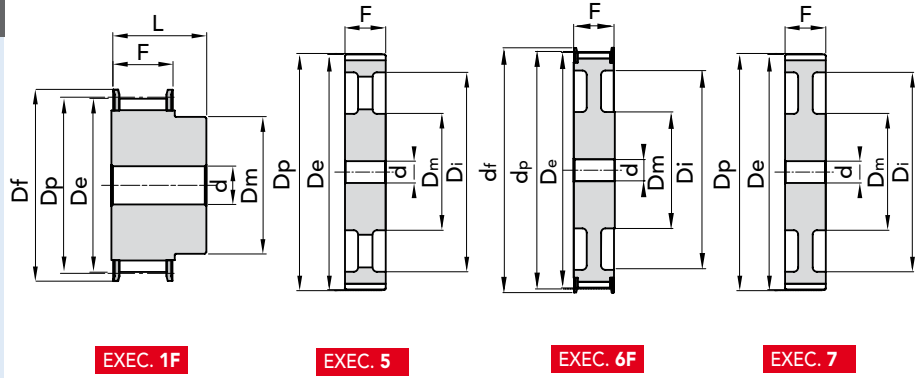
MATERIAL **STEEL**MATERIAL **CAST-IRON**
 CAD drawings available on our site
www.chiaravalli.com

 Quantity, availability and prices
 on B2B Chiaravalli




PHOSPHATED

TYPE **8M 50**



EXEC. 1F

EXEC. 5

EXEC. 6F

EXEC. 7


TYPE	P. NUMBER	N. TEETH	EXEC.	Dp	De	Df FLANGE	Dm HUB	Di	F	L	d Ø Bore	N. FLANGE	WEIGHT kg.
22- 8M- 50F	40450022	22	1F	56,02	54,65	60	43	-	60	70	-	53	1,10
24- 8M- 50F	40450024	24	1F	61,12	59,75	66	45	-	60	70	-	69	1,20
26- 8M- 50F	40450026	26	1F	66,21	64,85	70	48	-	60	70	-	61	1,60
28- 8M- 50F	40450028	28	1F	71,30	70,08	75	50	-	60	70	-	79	1,70
30- 8M- 50F	40450030	30	1F	76,39	75,13	82,5	55	-	60	70	-	73	2,00
32- 8M- 50F	40450032	32	1F	81,49	80,16	87	60	-	60	70	-	76	2,35
34- 8M- 50F	40450034	34	1F	86,58	85,22	91	66	-	60	70	-	66	2,80
36- 8M- 50F	40450036	36	1F	91,67	90,30	97	70	-	60	70	-	68	3,10
38- 8M- 50F	40450038	38	1F	96,77	95,39	102	75	-	60	70	-	70	3,30
40- 8M- 50F	40450040	40	1F	101,86	100,49	106	75	-	60	70	-	77	3,60
44- 8M- 50F	40450044	44	1F	112,05	110,67	120	75	-	60	70	-	75	4,40
48- 8M- 50F	40450048	48	1F	122,23	120,86	128	80	-	60	70	-	78	5,00
56- 8M- 50F	40450056	56	6F	142,60	141,23	150	90	116	60	60	18	85	5,68
64- 8M- 50F	40450064	64	6F	162,97	161,60	168	100	137	60	60	18	90	6,93
72- 8M- 50F	40450072	72	6F	183,35	181,97	192	100	158	60	60	18	97	7,95
80- 8M- 50	40450080	80	7	203,72	202,35	-	110	180	60	60	18	-	7,96
90- 8M- 50	40450090	90	7	229,18	227,81	-	110	204	60	60	18	-	9,20
112- 8M- 50	40450112	112	5	285,21	283,83	-	110	254	60	60	18	-	12,16
144- 8M- 50	40450144	144	5	366,69	365,32	-	110	336	60	60	20	-	15,68
168- 8M- 50	40450168	168	5	427,81	426,44	-	120	400	60	60	20	-	18,99
192- 8M- 50	40450192	192	5	488,92	487,55	-	130	460	60	60	20	-	21,09

MATERIAL **STEEL**

MATERIAL **CAST-IRON**

CAD drawings available on our site
www.chiaravalli.com

Quantity, availability and prices
on B2B Chiaravalli

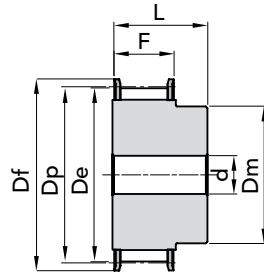


The images do not identify the products.

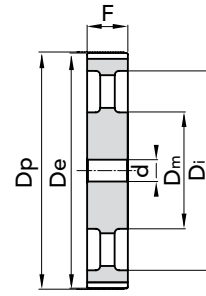
HTD® TIMING PULLEYS with PILOT BORE "PHOSPHATED" 8M 50



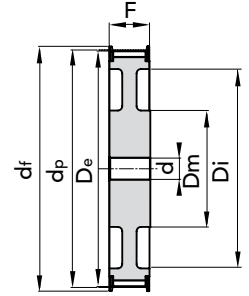
PHOSPHATED

TYPE **8M 85**

EXEC. 1F




EXEC. 5



EXEC. 6F

TYPE	P. NUMBER	N. TEETH	EXEC.	Dp	De	Df FLANGE	Dm HUB	Di	F	L	d Ø Bore	N. FLANGE	WEIGHT kg.
22- 8M- 85F	40485022	22	1F	56,02	54,65	60	43	-	95	105	-	53	1,60
24- 8M- 85F	40485024	24	1F	61,12	59,75	66	45	-	95	105	-	69	1,95
26- 8M- 85F	40485026	26	1F	66,21	64,85	70	48	-	95	105	-	61	2,30
28- 8M- 85F	40485028	28	1F	71,30	70,08	75	50	-	95	105	-	79	2,60
30- 8M- 85F	40485030	30	1F	76,39	75,13	82,5	55	-	95	105	-	73	3,10
32- 8M- 85F	40485032	32	1F	81,49	80,16	87	60	-	95	105	-	76	3,70
34- 8M- 85F	40485034	34	1F	86,58	85,22	91	66	-	95	105	-	66	4,00
36- 8M- 85F	40485036	36	1F	91,67	90,30	97	70	-	95	105	-	68	4,70
38- 8M- 85F	40485038	38	1F	96,77	95,39	102	75	-	95	105	-	70	5,10
40- 8M- 85F	40485040	40	1F	101,86	100,49	106	75	-	95	105	-	77	5,40
44- 8M- 85F	40485044	44	1F	112,05	110,67	120	75	-	95	105	-	75	6,70
48- 8M- 85F	40485048	48	1F	122,23	120,86	128	80	-	95	105	-	78	7,20
56- 8M- 85F	40485056	56	1F	142,60	141,23	150	90	-	95	105	20	85	11,48
64- 8M- 85F	40485064	64	6F	162,97	161,60	168	100	137	95	95	20	90	11,02
72- 8M- 85F	40485072	72	6F	183,35	181,97	192	100	158	95	95	20	97	13,45
80- 8M- 85	40485080	80	5	203,72	202,35	-	110	180	95	95	20	-	12,36
90- 8M- 85	40485090	90	5	229,18	227,81	-	110	204	95	95	20	-	14,38
112- 8M- 85	40485112	112	5	285,21	283,83	-	110	254	95	95	24	-	18,66
144- 8M- 85	40485144	144	5	366,69	365,32	-	110	336	95	95	24	-	23,00
168- 8M- 85	on demand	168	5	427,81	426,44	-	120	400	95	95	24	-	-
192- 8M- 85	on demand	192	5	488,92	487,55	-	130	460	95	95	24	-	-

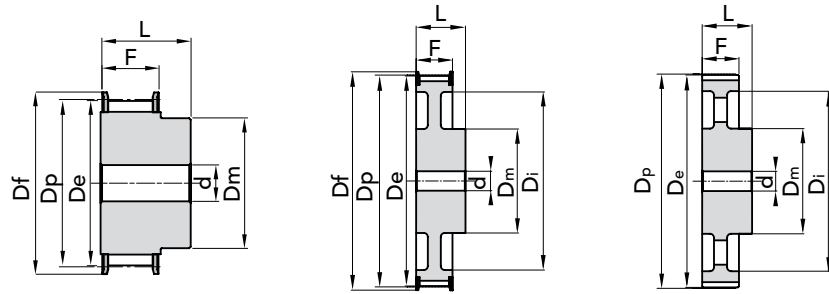
MATERIAL **STEEL**MATERIAL **CAST-IRON**
 CAD drawings available on our site
www.chiaravalli.com

 Quantity, availability and prices
 on B2B Chiaravalli




PHOSPHATED

TYPE **14M 40**



EXEC. 1F

EXEC. 2F

EXEC. 4

TYPE	P. NUMBER	N. TEETH	EXEC.	Dp	De	Df FLANGE	Dm HUB	Di	F	L	d Ø Bore	N. FLANGE	WEIGHT kg.
28-14M- 40F	40640028	28	1F	124,78	122,12	128	100	-	54	69	24	153	4,80
29-14M- 40F	40640029	29	1F	129,23	126,57	138	100	-	54	69	24	154	5,20
30-14M- 40F	40640030	30	1F	133,69	130,99	138	100	-	54	69	24	154	5,60
32-14M- 40F	40640032	32	1F	142,60	139,88	154	100	-	54	69	24	160	6,20
34-14M- 40F	40640034	34	1F	151,52	148,79	160	100	-	54	69	24	166	6,90
36-14M- 40F	40640036	36	1F	160,43	157,68	168	100	-	54	69	24	168	7,70
38-14M- 40F	40640038	38	1F	169,34	166,60	183	120	-	54	69	24	172	8,90
40-14M- 40F	40640040	40	1F	178,25	175,49	188	120	-	54	69	24	162	9,80
44-14M- 40F	40640044	44	1F	196,08	193,28	211	120	-	54	69	24	175	12,00
48-14M- 40F	40640048	48	2F	213,90	211,11	226	135	170	54	69	24	180	11,98
56-14M- 40F	40640056	56	2F	249,55	246,76	256	135	207	54	69	28	182	14,01
64-14M- 40F	40640064	64	2F	285,21	282,41	296	135	240	54	69	28	184	16,65
72-14M- 40	40640072	72	4	320,86	318,06	-	135	278	54	69	28	-	15,52
80-14M- 40	40640080	80	4	356,51	353,71	-	135	314	54	69	28	-	17,23
90-14M- 40	40640090	90	4	401,07	398,28	-	135	358	54	69	28	-	19,40
112-14M- 40	40640112	112	4	499,11	496,32	-	135	456	54	69	28	-	24,14
144-14M-40	on demand	144	4	641,71	638,92	-	135	600	54	69	28	-	-
168-14M-40	on demand	168	4	748,66	745,87	-	135	706	54	69	28	-	-
192-14M-40	on demand	192	4	855,62	852,82	-	135	813	54	69	28	-	-
216-14M-40	on demand	216	4	962,57	959,76	-	150	920	54	69	28	-	-

HTD® TIMING PULLEYS with PILOT BORE "PHOSPHATED" 14M 40

MATERIAL **STEEL**

MATERIAL **CAST-IRON**

CAD drawings available on our site
www.chiaravalli.com

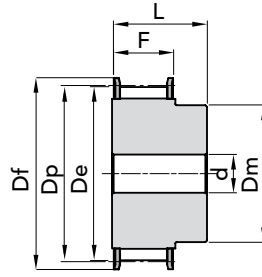
Quantity, availability and prices
on B2B Chiaravalli



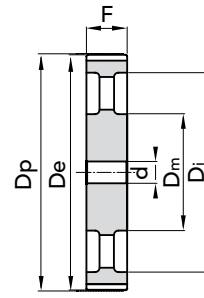
The images do not identify the products.



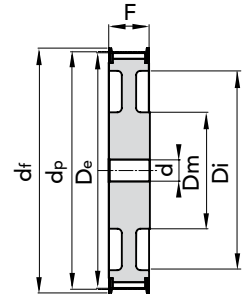
PHOSPHATED

TYPE **14M 55**

EXEC. 1F



EXEC. 5



EXEC. 6F

TYPE	P. NUMBER	N. TEETH	EXEC.	Dp	De	Df FLANGE	Dm HUB	Di	F	L	d Ø Bore	N. FLANGE	WEIGHT kg.
28-14M- 55F	40655028	28	1F	124,78	122,12	128	100	-	70	85	24	153	5,70
29-14M- 55F	40655029	29	1F	129,23	126,57	138	100	-	70	85	24	154	6,40
30-14M- 55F	40655030	30	1F	133,69	130,99	138	100	-	70	85	24	154	7,10
32-14M- 55F	40655032	32	1F	142,60	139,88	154	100	-	70	85	24	160	7,90
34-14M- 55F	40655034	34	1F	151,52	148,79	160	100	-	70	85	24	166	9,33
36-14M- 55F	40655036	36	1F	160,43	157,68	168	100	-	70	85	24	168	10,49
38-14M- 55F	40655038	38	1F	169,34	166,60	183	120	-	70	85	24	172	12,11
39- 14M- 55F													
40-14M- 55F	40655040	40	1F	178,25	175,49	188	120	-	70	85	24	162	13,00
44-14M- 55F	40655044	44	1F	196,08	193,28	211	120	-	70	85	24	175	16,12
48-14M- 55F	40655048	48	6F	213,90	211,11	226	135	170	70	70	24	180	13,50
56-14M- 55F	40655056	56	6F	249,55	246,76	256	135	207	70	70	28	182	15,78
64-14M- 55F	40655064	64	6F	285,21	282,41	296	135	240	70	70	28	184	19,04
72-14M- 55	40655072	72	5	320,86	318,06	-	135	278	70	70	28	-	18,41
80-14M- 55	40655080	80	5	356,51	353,71	-	135	314	70	70	28	-	20,27
90-14M- 55	40655090	90	5	401,07	398,28	-	135	358	70	70	28	-	22,98
112-14M- 55	40655112	112	5	499,11	496,32	-	135	456	70	70	28	-	29,29
144-14M- 55	40655144	144	5	641,71	638,92	-	135	600	70	70	28	-	36,00
168-14M- 55	40655168	168	5	748,66	745,87	-	135	706	70	70	28	-	40,00
192-14M- 55	40655192	192	5	855,62	852,82	-	135	813	70	70	28	-	47,50
216-14M- 55	on demand	216	5	962,57	959,76	-	150	920	70	70	28	-	-

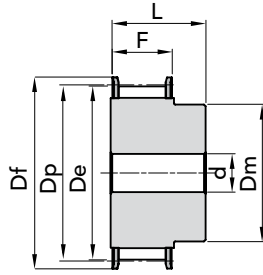
MATERIAL **STEEL**MATERIAL **CAST-IRON**
 CAD drawings available on our site
www.chiaravalli.com

 Quantity, availability and prices
 on B2B Chiaravalli

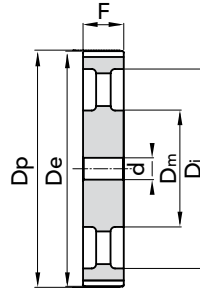



PHOSPHATED

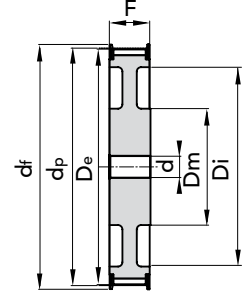
TYPE 14M 85



EXEC. 1F



EXEC. 5



EXEC. 6F

TYPE	P. NUMBER	N. TEETH	EXEC.	Dp	De	Df FLANGE	Dm HUB	Di	F	L	d Ø Bore	N. FLANGE	WEIGHT kg.
28-14M- 85F	40685028	28	1F	124,78	122,12	128	100	-	102	117	-	153	8,77
29-14M- 85F	on demand	29	1F	129,23	126,57	138	100	-	102	117	-	154	-
30-14M- 85F	40685030	30	1F	133,69	130,99	138	100	-	102	117	-	154	9,45
32-14M- 85F	40685032	32	1F	142,60	139,88	154	100	-	102	117	-	160	10,13
34-14M- 85F	40685034	34	1F	151,52	148,79	160	100	-	102	117	-	166	11,65
36-14M- 85F	40685036	36	1F	160,43	157,68	168	100	-	102	117	-	168	14,48
38-14M- 85F	40685038	38	1F	169,34	166,60	183	120	-	102	117	-	172	16,62
40-14M- 85F	40685040	40	1F	178,25	175,49	188	135	-	102	117	-	162	18,84
44-14M- 85F	40685044	44	1F	196,08	193,28	211	135	-	102	117	-	175	23,00
48-14M- 85F	40685048	48	1F	213,90	211,11	226	150	-	102	117	-	180	27,58
56-14M- 85F	40685056	56	6F	249,55	246,76	256	150	207	102	102	32	182	24,19
64-14M- 85F	40685064	64	6F	285,21	282,41	296	150	240	102	102	32	184	28,57
72-14M- 85	40685072	72	5	320,86	318,06	-	150	278	102	102	32	-	28,26
80-14M- 85	40685080	80	5	356,51	353,71	-	150	314	102	102	32	-	31,00
90-14M- 85	40685090	90	5	401,07	398,28	-	150	358	102	102	32	-	35,00
112-14M- 85	40685112	112	5	499,11	496,32	-	150	456	102	102	32	-	43,50
144-14M- 85	40685144	144	5	641,71	638,92	-	150	600	102	102	32	-	50,00
168-14M- 85	40685168	168	5	748,66	745,87	-	150	706	102	102	32	-	63,00
192-14M- 85	40685192	192	5	855,62	852,82	-	165	813	102	102	32	-	76,00
216-14M- 85	on demand	216	5	962,57	959,76	-	165	920	102	102	32	-	-

MATERIAL **STEEL**

MATERIAL **CAST-IRON**

CAD drawings available on our site
www.chiaravalli.com

Quantity, availability and prices
on B2B Chiaravalli

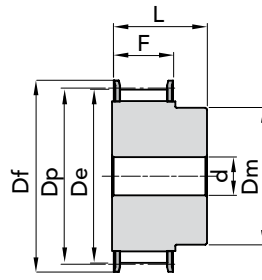


The images do not identify the products.

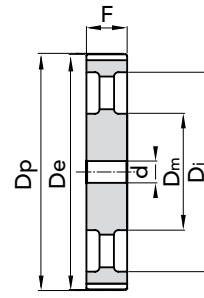
HTD® TIMING PULLEYS with PILOT BORE "PHOSPHATED" 14M 85



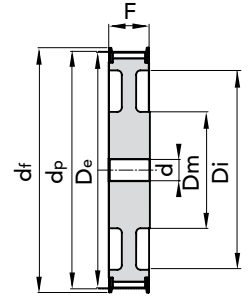
PHOSPHATED

TYPE **14M 115**

EXEC. 1F



EXEC. 5



EXEC. 6F

TYPE	P. NUMBER	N. TEETH	EXEC.	Dp	De	Df FLANGE	Dm HUB	Di	F	L	d Ø Bore	N. FLANGE	WEIGHT kg.
28-14M- 115F	40690028	28	1F	124,78	122,12	128	100	-	133	148	-	153	11,00
29-14M- 115F	on demand	29	1F	129,23	126,57	138	100	-	133	148	-	154	-
30-14M- 115F	40690030	30	1F	133,69	130,99	138	100	-	133	148	-	154	12,52
32-14M- 115F	40690032	32	1F	142,60	139,88	154	100	-	133	148	-	160	14,48
34-14M- 115F	40690034	34	1F	151,52	148,79	160	100	-	133	148	-	166	16,45
36-14M- 115F	40690036	36	1F	160,43	157,68	168	120	-	133	148	-	168	18,99
38-14M- 115F	40690038	38	1F	169,34	166,60	183	120	-	133	148	-	172	21,31
40-14M- 115F	40690040	40	1F	178,25	175,49	188	135	-	133	148	-	162	24,04
44-14M- 115F	40690044	44	1F	196,08	193,28	211	140	-	133	148	-	175	29,00
48-14M- 115F	40690048	48	1F	213,90	211,11	226	150	-	133	148	-	180	35,00
56-14M- 115F	40690056	56	1F	249,55	246,76	256	150	-	133	148	-	182	48,00
64-14M- 115F	40690064	64	6F	285,21	282,41	296	150	240	133	133	32	184	36,00
72-14M- 115	40690072	72	5	320,86	318,06	-	150	278	133	133	32	-	36,00
80-14M- 115	40690080	80	5	356,51	353,71	-	150	314	133	133	32	-	40,00
90-14M- 115	40690090	90	5	401,07	398,28	-	150	358	133	133	32	-	45,00
112-14M- 115	40690112	112	5	499,11	496,32	-	150	456	133	133	32	-	55,50
144-14M- 115	40690144	144	5	641,71	638,92	-	165	600	133	133	32	-	71,00
168-14M- 115	40690168	168	5	748,66	745,87	-	165	706	133	133	32	-	83,00
192-14M- 115	40690192	192	5	855,62	852,82	-	165	813	133	133	32	-	96,00
216-14M- 115	on demand	216	5	962,57	959,76	-	165	920	133	133	32	-	-

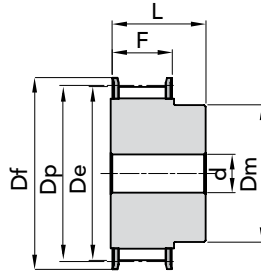
MATERIAL **STEEL**MATERIAL **CAST-IRON**
 CAD drawings available on our site
www.chiaravalli.com

 Quantity, availability and prices
 on B2B Chiaravalli

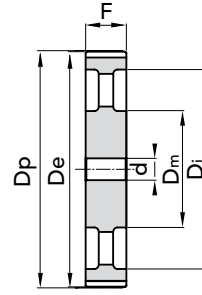



PHOSPHATED

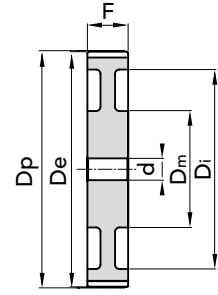
TYPE **14M 170**



EXEC. 1F



EXEC. 5



EXEC. 7

TYPE	P. NUMBER	N. TEETH	EXEC.	Dp	De	Df FLANGE	Dm HUB	Di	F	L	d Ø Bore	N. FLANGE	WEIGHT kg.
28-14M- 170F	40692028	28	1F	124,78	122,12	128	100	-	187	202	-	153	14,79
29-14M- 170F	on demand	29	1F	129,23	126,57	138	100	-	187	202	-	154	-
30-14M- 170F	40692030	30	1F	133,69	130,99	138	100	-	187	202	-	154	17,24
32-14M- 170F	40692032	32	1F	142,60	139,88	154	100	-	187	202	-	160	19,92
34-14M- 170F	40692034	34	1F	151,52	148,79	160	100	-	187	202	-	166	22,72
36-14M- 170F	40692036	36	1F	160,43	157,68	168	120	-	187	202	-	168	26,07
38-14M- 170F	40692038	38	1F	169,34	166,60	183	135	-	187	202	-	172	29,71
40-14M- 170F	40692040	40	1F	178,25	175,49	188	140	-	187	202	-	162	33,50
44-14M- 170F	on demand	44	1F	196,08	193,28	211	160	-	187	202	-	175	-
48-14M- 170F	on demand	48	1F	213,90	211,11	226	160	-	187	202	-	180	-
56-14M- 170F	on demand	56	1F	249,55	246,76	256	160	-	187	202	-	182	-
64-14M- 170F	on demand	64	1F	285,21	282,41	296	180	-	187	202	-	184	-
72-14M- 170	on demand	72	7	320,86	318,06	-	180	278	187	187	32	-	-
80-14M- 170	40692080	80	7	356,51	353,71	-	180	314	187	187	32	-	71,00
90-14M- 170	40692090	90	5	401,07	398,28	-	180	358	187	187	38	-	73,00
112-14M- 170	40692112	112	5	499,11	496,32	-	200	456	187	187	38	-	95,00
144-14M- 170	40692144	144	5	641,71	638,92	-	220	600	187	187	38	-	114,00
168-14M- 170	40692168	168	5	748,66	745,87	-	220	706	187	187	38	-	142,00
192-14M- 170	on demand	192	5	855,61	852,82	-	220	813	187	187	38	-	-
216-14M- 170	on demand	216	5	962,57	959,76	-	220	920	187	187	38	-	-

HTD® TIMING PULLEYS with PILOT BORE "PHOSPHATED" 14M 170

MATERIAL **STEEL**

MATERIAL **CAST-IRON**

CAD drawings available on our site
www.chiaravalli.com

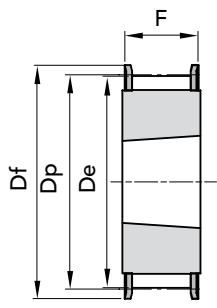
Quantity, availability and prices
 on B2B Chiaravalli



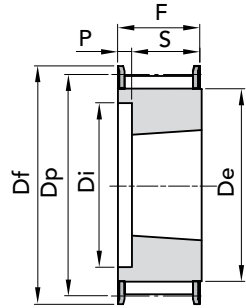
The images do not identify the products.



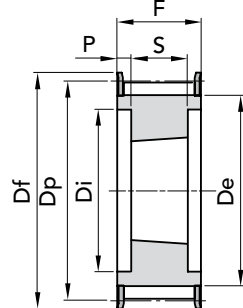
HTD® TAPER LOCK® EXECUTIONS TIMING PULLEYS "PHOSPHATED"



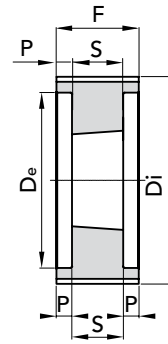
EXEC. 1F



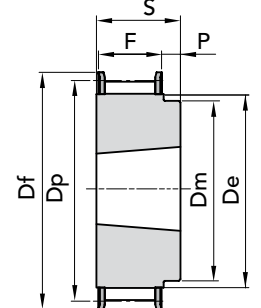
EXEC. 2F



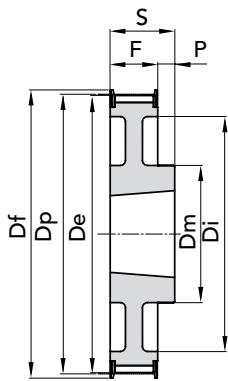
EXEC. 3F



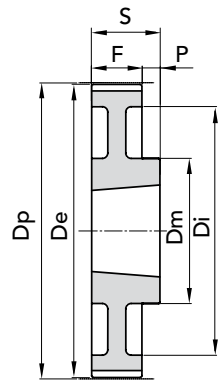
EXEC. 4



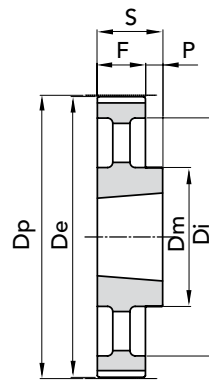
EXEC. 5F



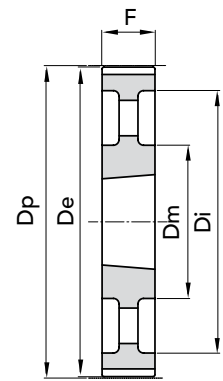
EXEC. 6F



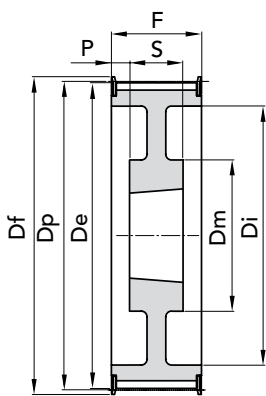
EXEC. 7



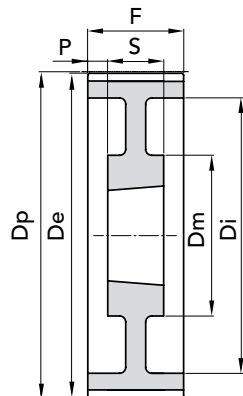
EXEC. 8



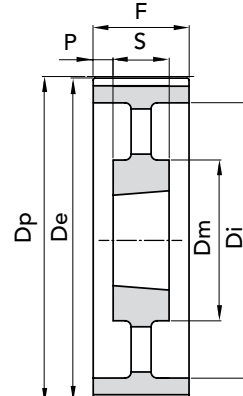
EXEC. 9



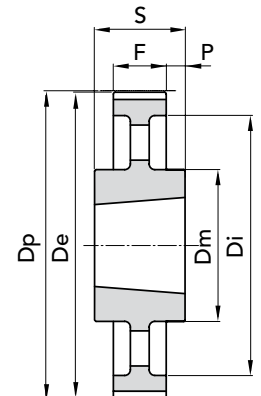
EXEC. 10F



EXEC. 11



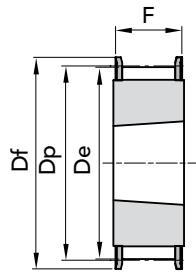
EXEC. 12



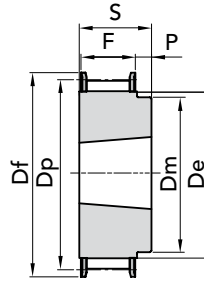
EXEC. 13



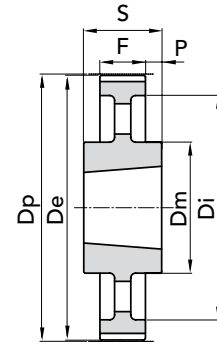
TYPE 5M 15



EXEC. 1F



EXEC. 5F



EXEC. 13

TYPE	P. NUMBER	N. TEETH	EXEC.	BUSH.	BORE MAX	Dp	De	Df FLANGE	Dm HUB	Ø Di	F	S	P	N. FLANGE	WEIGHT kg.
TL 34- 5M- 15	41215034	34	1F	1008	25	54,11	52,97	57	-	-	22	22	-	20	0,20
TL 36- 5M- 15	41215036	36	1F	1108	25	57,30	56,15	60	-	-	22	22	-	21	0,25
TL 38- 5M- 15	41215038	38	1F	1108	25	60,48	59,34	66,5	-	-	22	22	-	24	0,30
TL 40- 5M- 15	41215040	40	1F	1108	25	63,66	62,52	71	-	-	22	22	-	25	0,35
TL 44- 5M- 15	41215044	44	1F	1108	25	70,03	68,89	75	-	-	22	22	-	27	0,40
TL 48- 5M- 15	41215048	48	5F	1210	32	76,39	75,25	83	59	-	22	25	3	29	0,46
TL 56- 5M- 15	41215056	56	5F	1210	32	89,13	87,98	93	70	-	22	25	3	33	0,60
TL 64- 5M- 15	41215064	64	5F	1210	32	101,86	100,72	106	80	-	22	25	3	38	0,80
TL 72- 5M- 15	41215072	72	5	1610	42	114,59	113,45	-	92	-	22	25	3	-	1,20
TL 80- 5M- 15	41215080	80	5	1610	42	127,32	126,18	-	92	-	22	25	3	-	1,76
TL 90- 5M- 15	41215090	90	5	1610	42	143,24	142,10	-	92	-	22	25	3	-	2,32
TL 112- 5M- 15	41215112	112	5	2012	50	178,25	177,11	-	110	-	20	32	12	-	3,72
TL 136- 5M- 15	41215136	136	13	2012	50	216,45	215,31	-	110	199	20	32	6	-	3,82

MATERIAL **STEEL**

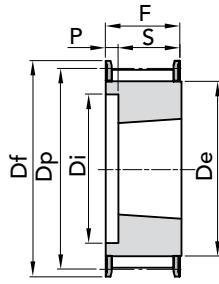
CAD drawings available on our site
www.chiaravalli.com

Quantity, availability and prices
on B2B Chiaravalli

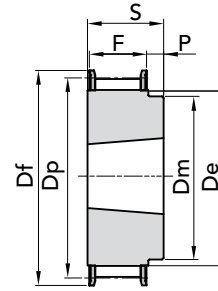


The images do not identify the products.

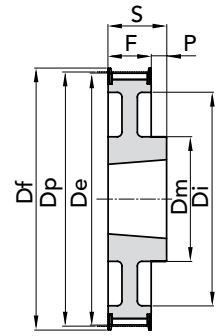
HTD® TAPER LOCK® TIMING PULLEYS "PHOSPHATED" 5M 15


 TYPE **8M 20**


EXEC. 2F

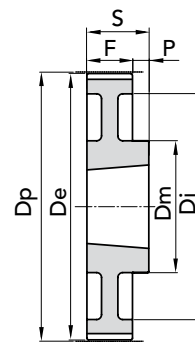


EXEC. 5F

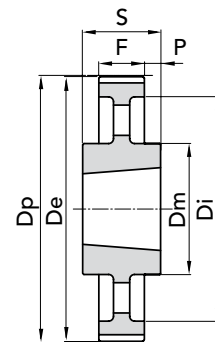


EXEC. 6F

TYPE	P. NUMBER	N. TEETH	EXEC.	BUSH.	BORE MAX	Dp	De	Df FLANGE	Dm HUB	Ø Di	F	S	P	N. FLANGE	WEIGHT kg.
TL 22- 8M- 20	41420022	22	2F	1008	25	56,02	54,65	60	-	37	28	22	6	53	0,25
TL 24- 8M- 20	41420024	24	2F	1108	28	61,12	59,75	66	-	44	28	22	6	69	0,30
TL 26- 8M- 20	41420026	26	2F	1108	28	66,21	64,85	70	-	45	28	22	6	61	0,36
TL 28- 8M- 20	41420028	28	2F	1108	28	71,30	70,08	75	-	50	28	22	6	79	0,45
TL 30- 8M- 20	41420030	30	2F	1108	28	76,39	75,13	82,5	-	58	28	22	6	73	0,55
TL 32- 8M- 20	41420032	32	2F	1610	42	81,49	80,16	87	-	63	28	25	3	76	0,43
TL 34- 8M- 20	41420034	34	2F	1610	42	86,58	85,22	91	-	64	28	25	3	66	0,57
TL 36- 8M- 20	41420036	36	2F	1610	42	91,67	90,30	97	-	68	28	25	3	68	0,70
TL 38- 8M- 20	41420038	38	2F	1610	42	96,77	95,39	102	-	72	28	25	3	70	0,82
TL 40- 8M- 20	41420040	40	2F	1610	42	101,86	100,49	106	-	76	28	25	3	77	1,10
TL 44- 8M- 20	41420044	44	5F	2012	50	112,05	110,67	120	92	-	28	32	4	75	1,20
TL 48- 8M- 20	41420048	48	5F	2012	50	122,23	120,86	128	96	-	28	32	4	78	1,65
TL 56- 8M- 20	41420056	56	5F	2012	50	142,60	141,23	150	110	-	28	32	4	85	2,50
TL 64- 8M- 20	41420064	64	6F	2012	50	162,97	161,60	168	110	137	28	32	4	90	2,60
TL 72- 8M- 20	41420072	72	6F	2012	50	183,35	181,97	192	110	158	28	32	4	97	3,40
TL 80- 8M- 20	41420080	80	7	2012	50	203,72	202,35	-	110	180	28	32	4	-	3,60
TL 90- 8M- 20	41420090	90	7	2012	50	229,18	227,81	-	110	204	28	32	4	-	4,10
TL 112-8M- 20	41420112	112	7	2517	60	285,21	283,83	-	125	254	28	45	17	-	4,57
TL 144- 8M- 20	41420144	144	13	2517	60	366,69	365,32	-	125	336	28	45	12	-	5,00



EXEC. 7



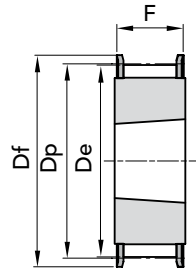
EXEC.13

MATERIAL **STEEL**MATERIAL **CAST-IRON**
 CAD drawings available on our site
www.chiaravalli.com

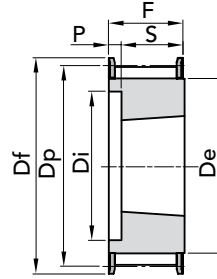
 Quantity, availability and prices
 on B2B Chiaravalli



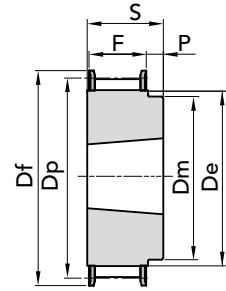
TYPE 8M 30



EXEC. 1F

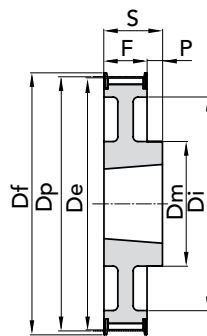


EXEC. 2F

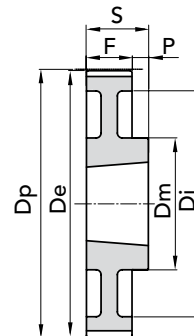


EXEC. 5F

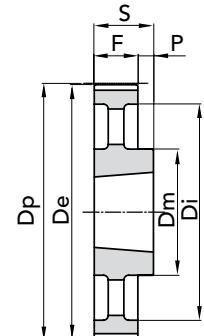
TYPE	P. NUMBER	N. TEETH	EXEC.	BUSH.	BORE MAX	Dp	De	Df FLANGE	Dm HUB	Ø Di	F	S	P	N. FLANGE	WEIGHT kg.
TL 22- 8M- 30	41430022	22	2F	1008	28	56,02	54,65	60	-	37	38	22	16	53	0,33
TL 24- 8M- 30	41430024	24	2F	1108	28	61,12	59,75	66	-	44	38	22	16	69	0,40
TL 26- 8M- 30	41430026	26	2F	1108	28	66,21	64,85	70	-	44	38	22	16	61	0,45
TL 28- 8M- 30	41430028	28	2F	1210	32	71,30	70,08	75	-	50	38	25	13	79	0,50
TL 30- 8M- 30	41430030	30	1F	1615	42	76,39	75,13	82,5	-	-	38	38	-	73	0,55
TL 32- 8M- 30	41430032	32	1F	1615	42	81,49	80,16	87	-	-	38	38	-	76	0,60
TL 34- 8M- 30	41430034	34	1F	1615	42	86,58	85,22	91	-	-	38	38	-	66	0,80
TL 36- 8M- 30	41430036	36	1F	1615	42	91,57	90,30	97	-	-	38	38	-	68	1,00
TL 38- 8M- 30	41430038	38	1F	1615	42	96,77	95,39	102	-	-	38	38	-	70	1,10
TL 40- 8M- 30	41430040	40	1F	1615	42	101,86	100,49	106	-	-	38	38	-	77	1,34
TL 44- 8M- 30	41430044	44	2F	2012	50	112,05	110,67	120	-	86	38	32	6	75	1,30
TL 48- 8M- 30	41430048	48	2F	2012	50	122,23	120,86	128	-	90	38	32	6	78	1,80
TL 56- 8M- 30	41430056	56	2F	2012	50	142,60	141,23	150	-	110	38	32	6	85	3,80
TL 64- 8M- 30	41430064	64	5F	2517	60	162,97	161,60	168	125	-	38	45	7	90	4,30
TL 72- 8M- 30	41430072	72	6F	2517	60	183,35	181,97	192	125	158	38	45	7	97	4,40
TL 80- 8M- 30	41430080	80	7	2517	60	203,72	202,35	-	125	180	38	45	7	-	4,65
TL 90- 8M- 30	41430090	90	7	2517	60	229,18	227,81	-	125	204	38	45	7	-	5,80
TL 112-8M- 30	41430112	112	7	2517	60	285,21	283,83	-	125	254	38	45	7	-	6,20
TL 144- 8M- 30	41430144	144	8	2517	60	366,69	365,32	-	125	336	38	45	7	-	9,00
TL 168- 8M- 30	41430168	168	8	2517	60	427,81	426,44	-	125	395	38	45	7	-	11,80
TL 192- 8M- 30	41430192	192	8	3525	60	488,92	487,55	-	125	455	38	45	7	-	14,00



EXEC. 6F



EXEC. 7



EXEC. 8

MATERIAL **STEEL**

MATERIAL **CAST-IRON**

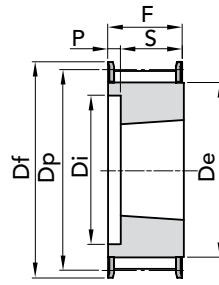
CAD drawings available on our site
www.chiaravalli.com

Quantity, availability and prices
 on B2B Chiaravalli

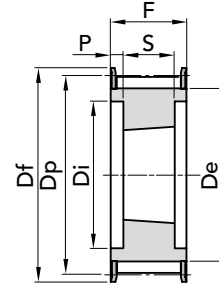


The images do not identify the products.

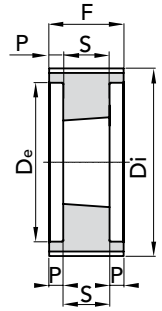
HTD® TAPER LOCK® TIMING PULLEYS "PHOSPHATED" 8M 30


 TYPE **8M 50**


EXEC. 2F

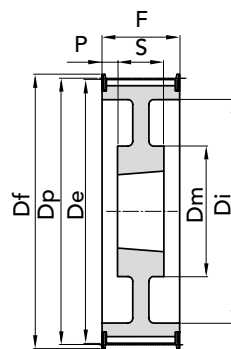


EXEC. 3F

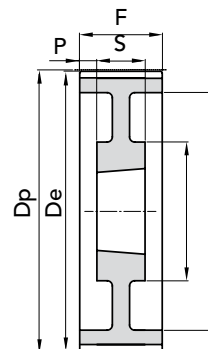


EXEC. 4

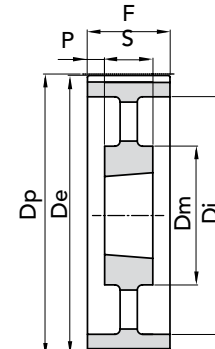
TYPE	P. NUMBER	N. TEETH	EXEC.	BUSH.	BORE MAX	Dp	De	Df FLANGE	Dm HUB	Ø Di	F	S	P	N. FLANGE	WEIGHT kg.
TL 28- 8M- 50	41450028	28	2F	1210	32	71,30	70,08	75	-	50	60	25	35	79	0,60
TL 30- 8M- 50	41450030	30	2F	1615	42	76,39	75,13	82,5	-	58	60	38	22	73	0,65
TL 32- 8M- 50	41450032	32	2F	1615	42	81,49	80,16	87	-	63	60	38	22	76	0,80
TL 34- 8M- 50	41450034	34	2F	1615	42	86,58	85,22	91	-	65	60	38	22	66	1,08
TL 36- 8M- 50	41450036	36	2F	1615	42	91,67	90,30	97	-	68	60	38	22	68	1,35
TL 38- 8M- 50	41450038	38	2F	1615	42	96,77	95,39	102	-	72	60	38	22	70	1,65
TL 40- 8M- 50	41450040	40	3F	2012	50	101,86	100,49	106	-	80	60	32	14	77	1,70
TL 44- 8M- 50	41450044	44	3F	2012	50	112,05	110,67	120	-	86	60	32	14	75	1,80
TL 48- 8M- 50	41450048	48	3F	2012	50	122,23	120,86	128	-	95	60	32	14	78	2,35
TL 56- 8M- 50	41450056	56	3F	2517	60	142,60	141,23	150	-	116	60	45	7,5	85	3,35
TL 64- 8M- 50	41450064	64	3F	2517	60	162,97	161,60	168	-	136	60	45	7,5	90	4,90
TL 72- 8M- 50	41450072	72	10F	2517	60	183,35	181,97	192	125	158	60	45	7,5	97	6,90
TL 80- 8M- 50	41450080	80	4	3020	75	203,72	202,30	-	-	180	60	51	4,5	-	8,90
TL 90- 8M- 50	41450090	90	11	3020	75	229,18	227,81	-	160	204	60	51	4,5	-	9,90
TL 112- 8M- 50	41450112	112	11	3020	75	285,21	283,83	-	170	254	60	51	4,5	-	12,10
TL 144- 8M- 50	41450144	144	12	3020	75	366,69	365,32	-	170	336	60	51	4,5	-	15,40
TL 168- 8M- 50	41450168	168	13	3525	90	427,81	426,44	-	198	395	60	65	2,5	-	22,80
TL 192- 8M- 50	41450192	192	13	3525	90	488,92	487,55	-	198	455	60	65	2,5	-	26,50



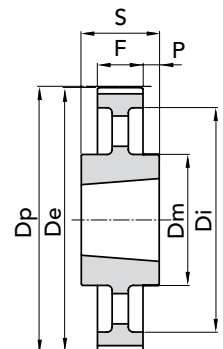
EXEC. 10F



EXEC. 11



EXEC. 12



EXEC. 13

 MATERIAL **STEEL**

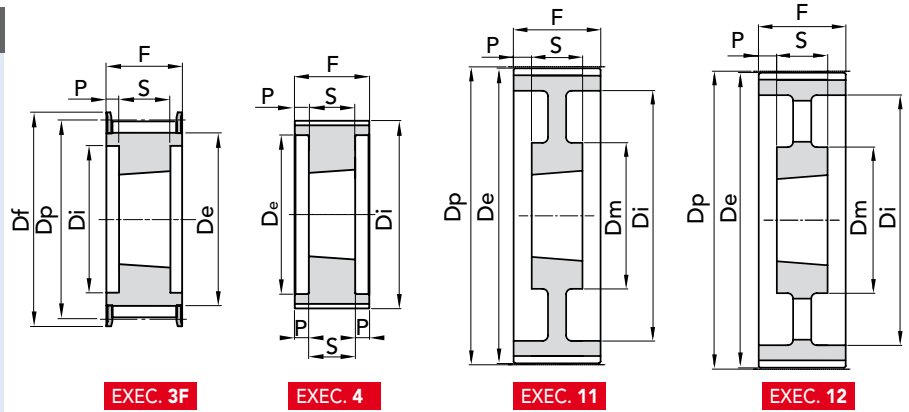
 MATERIAL **CAST-IRON**

 CAD drawings available on our site
www.chiaravalli.com

 Quantity, availability and prices
 on B2B Chiaravalli



TYPE 8M 85



HTD® TAPER LOCK® TIMING PULLEYS "PHOSPHATED" 8M 85

TYPE	P. NUMBER	N. TEETH	EXEC.	BUSH.	BORE MAX	Dp	De	Df FLANGE	Dm HUB	Ø Di	F	S	P	N. FLANGE	WEIGHT kg.
TL 34- 8M- 85	41485034	34	3F	1615	42	86,58	85,22	91	-	65	95	38	28,5	66	1,50
TL 36- 8M- 85	41485036	36	3F	1615	42	91,67	90,30	97	-	68	95	38	28,5	68	1,90
TL 38- 8M- 85	41485038	38	3F	1615	42	96,77	95,39	102	-	72	95	38	28,5	70	2,20
TL 40- 8M- 85	41485040	40	3F	2012	50	101,86	100,49	106	-	80	95	32	31,5	77	1,90
TL 44- 8M- 85	41485044	44	3F	2012	50	112,05	110,67	120	-	86	95	32	31,5	75	2,30
TL 48- 8M- 85	41485048	48	3F	2517	60	122,23	120,86	128	-	97	95	45	25	78	2,70
TL 56- 8M- 85	41485056	56	3F	2517	60	142,60	141,23	150	-	116	95	45	25	85	4,50
TL 64- 8M- 85	41485064	64	3F	2517	60	162,97	161,60	168	-	136	95	45	25	90	6,30
TL 72- 8M- 85	41485072	72	3F	3020	75	183,35	181,97	192	-	150	95	51	22	97	8,10
TL 80- 8M- 85	41485080	80	4	3020	75	203,72	202,35	-	-	180	95	51	22	-	10,20
TL 90- 8M- 85	41485090	90	4	3020	75	229,18	227,81	-	-	204	95	51	22	-	11,20
TL 112- 8M- 85	41485112	112	11	3020	75	285,21	283,83	-	170	254	95	51	22	-	15,00
TL 144- 8M- 85	41485144	144	11	3525	90	366,69	365,32	-	198	336	95	65	15	-	20,20
TL 168- 8M- 85	41485168	168	12	3525	90	427,81	426,44	-	198	395	95	65	15	-	22,40
TL 192- 8M- 85	41485192	192	12	3525	90	488,92	487,55	-	198	455	95	65	15	-	28,20

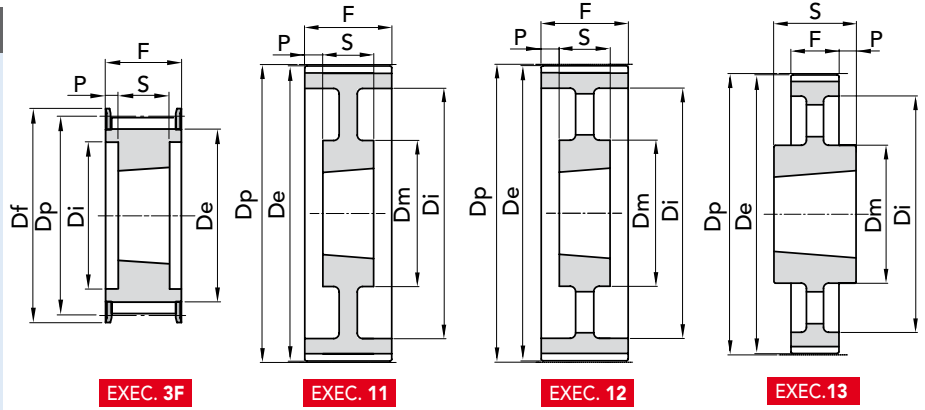
MATERIAL **STEEL**

MATERIAL **CAST-IRON**

CAD drawings available on our site
www.chiaravalli.com

Quantity, availability and prices
 on B2B Chiaravalli

The images do not identify the products.


 TYPE **14M 40**


TYPE	P. NUMBER	N. TEETH	EXEC.	BUSH.	BORE MAX	Dp	De	Df FLANGE	Dm HUB	Ø Di	F	S	P	N. FLANGE	WEIGHT kg.
TL 28-14M- 40	41640028	28	3F	2012	50	124,78	122,12	128	-	94	54	32	11	153	2,10
TL 29-14M- 40	41640029	29	3F	2012	50	129,23	126,57	138	-	96	54	32	11	154	2,40
TL 30-14M- 40	41640030	30	3F	2012	50	133,69	139,99	138	-	98	54	32	11	154	2,70
TL 32-14M- 40	41640032	32	3F	2012	50	142,60	139,88	154	-	108	54	32	11	160	3,40
TL 34-14M- 40	41640034	34	3F	2517	60	151,52	148,79	160	-	110	54	45	4,5	166	3,90
TL 36-14M- 40	41640036	36	3F	2517	60	160,43	157,68	168	-	120	54	45	4,5	168	4,80
TL 38-14M- 40	41640038	38	3F	2517	60	169,34	166,60	183	-	130	54	45	4,5	172	5,40
TL 40-14M- 40	41640040	40	3F	2517	60	178,25	175,49	188	-	138	54	45	4,5	162	6,00
TL 42-14M- 40	41640042	42	3F	3020	75	187,16	184,37	200	-	147	54	51	1,5	SP	7,50
TL 44-14M- 40	41640044	44	3F	3020	75	196,08	193,28	211	-	155	54	51	1,5	175	9,00
TL 48-14M- 40	41640048	48	3F	3020	75	213,90	211,11	226	-	170	54	51	1,5	180	10,10
TL 56-14M- 40	41640056	56	3F	3020	75	249,55	246,76	256	-	208	54	51	1,5	182	13,40
TL 72-14M- 40	41640072	72	11	3020	75	320,86	318,06	-	170	280	54	51	1,5	-	15,00
TL 80-14M- 40	41640080	80	12	3020	75	356,51	353,71	-	170	315	54	51	1,5	-	16,00
TL 90-14M- 40	41640090	90	12	3020	75	401,70	398,28	-	170	360	54	51	1,5	-	18,00
TL 112-14M- 40	41640112	112	12	3020	75	499,11	496,32	-	170	457	54	51	1,5	-	25,50
TL 144-14M- 40	41640144	144	12	3020	75	641,71	638,92	-	170	600	54	51	1,5	-	32,00
TL 168-14M- 40	41640168	168	12	3020	75	748,66	745,87	-	170	706	54	51	1,5	-	53,60
TL 192-14M- 40	41640192	192	12	3020	75	855,62	852,82	-	170	813	54	51	1,5	-	65,40
TL 216-14M- 40	41640216	216	12	3020	75	962,57	959,76	-	170	920	54	51	1,5	-	87,30
TL 264-14M- 40	41640264	264	13	4040	100	1176,47	1173,66	-	230	1133	54	102	24	-	131,0

 MATERIAL **STEEL**

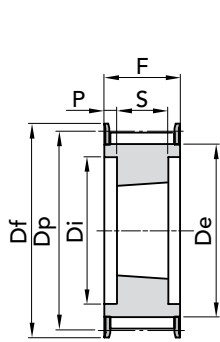
 MATERIAL **CAST-IRON**

 CAD drawings available on our site
www.chiaravalli.com

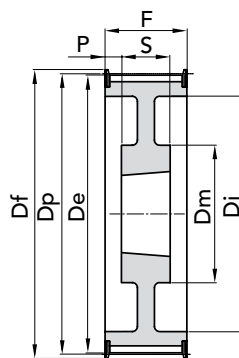
 Quantity, availability and prices
 on B2B Chiaravalli



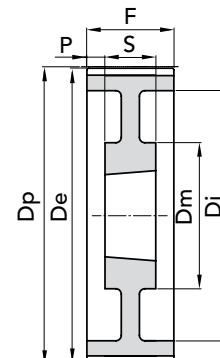

TYPE 14M 55



EXEC. 3F

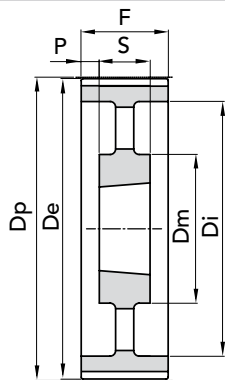


EXEC. 10F

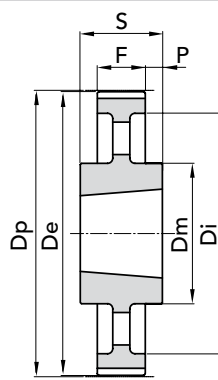


EXEC. 11

TYPE	P. NUMBER	N. TEETH	EXEC.	BUSH.	BORE MAX	Dp	De	Df FLANGE	Dm HUB	Ø Di	F	S	P	N. FLANGE	WEIGHT kg.
TL 28-14M- 55	41655028	28	3F	2012	50	124,78	122,12	128	-	94	70	32	19	153	2,20
TL 29-14M- 55	41655029	29	3F	2012	50	129,23	126,57	138	-	100	70	32,0	19	154	2,50
TL 30-14M- 55	41655030	30	3F	2517	60	133,69	130,99	138	-	100	70	45	12,5	154	2,70
TL 32-14M- 55	41655032	32	3F	2517	60	142,60	139,88	154	-	108	70	45	12,5	160	3,60
TL 34-14M- 55	41655034	34	3F	2517	60	151,52	148,79	160	-	110	70	45	12,5	166	4,50
TL 36-14M- 55	41655036	36	3F	2517	60	160,43	157,68	168	-	120	70	45	12,5	168	5,20
TL 38-14M- 55	41655038	38	3F	2517	60	169,34	166,60	183	-	130	70	45	12,5	172	6,20
TL 40-14M- 55	41655040	40	3F	2517	60	178,25	175,49	188	-	138	70	45	12,5	162	7,00
TL 42-14M- 55	41655042	42	3F	3020	75	187,16	184,37	200	-	147	70	51	9,5	SP	8,00
TL 44-14M- 55	41655044	44	3F	3020	75	196,08	193,28	211	-	155	70	51	9,5	175	8,60
TL 48-14M- 55	41655048	48	3F	3020	75	213,90	211,11	226	-	170	70	51	9,5	180	11,00
TL 56-14M- 55	41655056	56	3F	3020	75	249,55	246,76	256	-	208	70	51	9,5	182	13,50
TL 64-14M- 55	41655064	64	10F	3020	75	285,21	282,41	296	170	240	70	51	9,5	184	14,50
TL 72-14M- 55	41655072	72	11	3020	75	320,86	318,06	-	170	280	70	51	9,5	-	16,30
TL 80-14M- 55	41655080	80	12	3020	75	356,51	353,71	-	170	315	70	51	9,5	-	17,50
TL 90-14M- 55	41655090	90	12	3020	75	401,07	398,28	-	170	360	70	51	9,5	-	20,00
TL 112-14M- 55	41655112	112	12	3020	75	499,11	496,32	-	170	457	70	51	9,5	-	28,20
TL 144-14M- 55	41655144	144	12	3020	75	641,71	638,92	-	170	600	70	51	9,5	-	36,00
TL 168-14M- 55	41655168	168	12	3020	75	748,66	745,87	-	170	706	70	51	9,5	-	48,50
TL 192-14M- 55	41655192	192	12	3020	75	855,62	852,82	-	170	813	70	51	9,5	-	52,00
TL 216-14M- 55	41655216	216	13	3535	90	962,57	959,76	-	190	920	70	89	9,5	-	59,00
TL 264-14M- 55	41655264	264	13	4040	100	1176,47	1173,66	-	230	1133	70	102	16	-	78,00



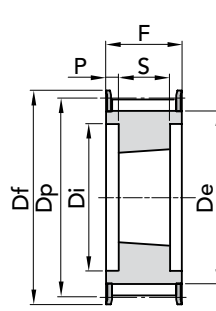
EXEC. 12



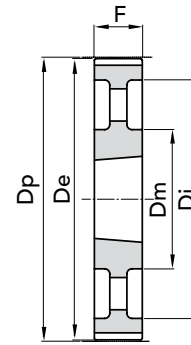
EXEC. 13



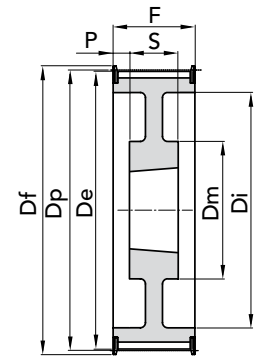
The images do not identify the products.


 TYPE **14M 85**


EXEC. 3F

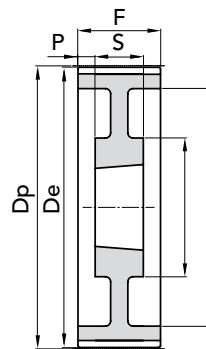


EXEC. 9

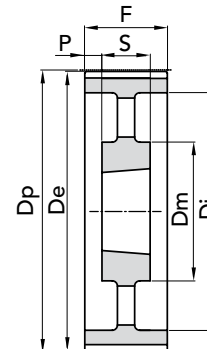


EXEC. 10F

TYPE	P. NUMBER	N. TEETH	EXEC.	BUSH.	BORE MAX	Dp	De	Df FLANGE	Dm HUB	Ø Di	F	S	P	N. FLANGE	WEIGHT kg.
TL 28-14M- 85	41685028	28	3F	2517	60	124,78	122,12	128	-	98	102	45	28,5	153	2,70
TL 29-14M- 85	41685029	29	3F	2517	60	129,23	126,57	138	-	100	102	45	28,5	154	3,50
TL 30-14M- 85	41685030	30	3F	2517	60	133,69	130,99	138	-	100	102	45	28,5	154	3,80
TL 32-14M- 85	41685032	32	3F	2517	60	142,60	139,88	154	-	108	102	45	28,5	160	4,70
TL 34-14M- 85	41685034	34	3F	2517	60	151,52	148,79	160	-	110	102	45	28,5	166	6,00
TL 36-14M- 85	41685036	36	3F	3020	75	160,43	157,68	168	-	125	102	51	25,5	168	5,70
TL 38-14M- 85	41685038	38	3F	3020	75	169,34	166,60	183	-	130	102	51	25,5	172	6,80
TL 40-14M- 85	41685040	40	3F	3020	75	178,25	175,49	188	-	138	102	51	25,5	162	8,00
TL 44-14M- 85	41685044	44	3F	3020	75	196,08	193,28	211	-	153	102	51	25,5	175	11,70
TL 48-14M- 85	41685048	48	3F	3020	75	213,90	211,11	226	-	171	102	51	25,5	180	15,00
TL 56-14M- 85	41685056	56	3F	3525	90	249,55	246,76	256	-	210	102	65	18,5	182	19,00
TL 64-14M- 85	41685064	64	10F	3525	90	285,21	282,41	296	190	240	102	65	18,5	184	24,00
TL 72-14M- 85	41685072	72	11	3525	90	320,86	318,06	-	190	280	102	65	18,5	-	25,00
TL 80-14M- 85	41685080	80	12	3525	90	356,51	353,71	-	190	315	102	65	18,5	-	26,00
TL 90-14M- 85	41685090	90	12	3525	90	401,70	398,28	-	190	360	102	65	18,5	-	28,00
TL 112-14M- 85	41685112	112	12	3525	90	499,11	496,32	-	190	457	102	65	18,5	-	36,00
TL 144-14M- 85	41685144	144	12	3525	90	641,71	638,92	-	190	600	102	65	18,5	-	48,00
TL 168-14M- 85	41685168	168	12	3525	90	748,66	745,87	-	190	706	102	65	18,5	-	60,00
TL 192-14M- 85	41685192	192	9	4040	100	855,62	852,82	-	230	813	102	102	-	-	85,00
TL 216-14M- 85	41685216	216	9	4040	100	962,57	959,76	-	230	920	102	102	-	-	91,50
TL 264-14M- 85	41685264	264	9	4040	100	1176,47	1173,66	-	230	1133	102	102	-	-	145,00



EXEC. 11



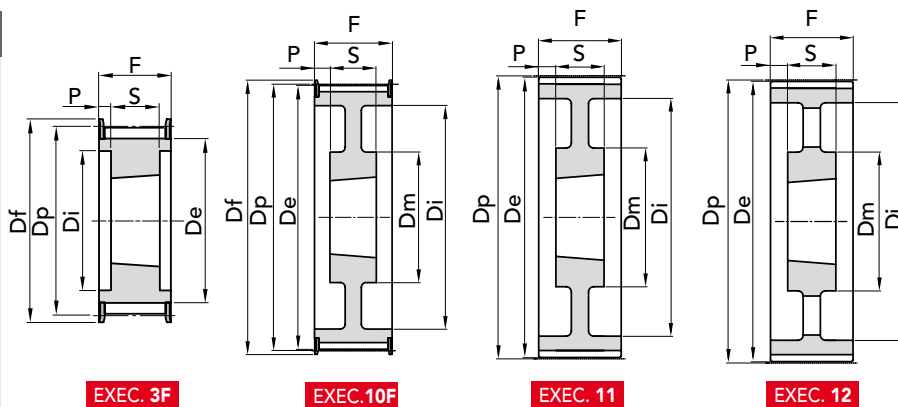
EXEC. 12

MATERIAL **STEEL**MATERIAL **CAST-IRON**
 CAD drawings available on our site
www.chiaravalli.com

 Quantity, availability and prices
 on B2B Chiaravalli




TYPE 14M 115



HTD® TAPER LOCK® TIMING PULLEYS "PHOSPHATED" 14M 115

TYPE	P. NUMBER	N. TEETH	EXEC.	BUSH.	BORE MAX	Dp	De	Df FLANGE	Dm HUB	Ø Di	F	S	P	N. FLANGE	WEIGHT kg.
TL 28-14M-115	41690028	28	3F	2517	60	124,78	122,12	128	-	98	133	45	44	153	3,80
TL 29-14M-115	on demand	29	3F	2517	60	129,23	126,57	138	-	100	133	45	44	154	-
TL 30-14M-115	41690030	30	3F	2517	60	133,69	130,99	138	-	100	133	45	44	154	5,00
TL 32-14M-115	41690032	32	3F	2517	60	142,60	139,88	154	-	108	133	45	44	160	6,80
TL 34-14M-115	41690034	34	3F	2517	60	151,52	148,79	160	-	110	133	45	44	166	6,90
TL 36-14M-115	41690036	36	3F	3020	75	160,43	157,68	168	-	125	133	51	41	168	7,00
TL 38-14M-115	41690038	38	3F	3020	75	169,34	166,60	183	-	130	133	51	41	172	8,50
TL 40-14M-115	41690040	40	3F	3020	75	178,25	175,49	188	-	138	133	51	41	162	9,10
TL 44-14M-115	41690044	44	3F	3030	75	196,08	193,28	211	-	155	133	76	28,5	175	13,00
TL 48-14M-115	41690048	48	3F	3030	75	213,90	211,11	226	-	170	133	76	28,5	180	16,00
TL 56-14M-115	41690056	56	3F	3535	90	249,55	246,76	256	-	210	133	89	22	182	24,00
TL 64-14M-115	41690064	64	10F	3535	90	285,21	282,41	296	190	240	133	89	22	184	32,00
TL 72-14M-115	41690072	72	11	3535	90	320,86	318,06	-	190	280	133	89	22	-	31,00
TL 80-14M-115	41690080	80	12	3535	90	356,51	353,71	-	190	315	133	89	22	-	32,00
TL 90-14M-115	41690090	90	12	3535	90	401,07	398,28	-	190	360	133	89	22	-	37,00
TL 112-14M-115	41690112	112	12	3535	90	499,11	496,32	-	190	457	133	89	22	-	45,00
TL 144-14M-115	41690144	144	12	4040	100	641,71	638,92	-	230	600	133	102	15,5	-	63,00
TL 168-14M-115	41690168	168	12	4040	100	748,66	745,87	-	230	706	133	102	15,5	-	77,50
TL 192-14M-115	41690192	192	12	4040	100	855,62	852,82	-	230	813	133	102	15,5	-	95,00
TL 216-14M-115	on demand	216	12	4040	100	962,57	959,76	-	230	920	133	102	15,5	-	-
TL 264-14M-115	41690264	264	12	5050	125	1176,47	1173,66	-	270	1133	133	127	3	-	120,0

MATERIAL **STEEL**

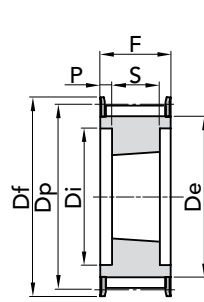
MATERIAL **CAST-IRON**

CAD drawings available on our site
www.chiaravalli.com

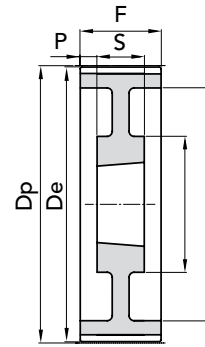
Quantity, availability and prices
 on B2B Chiaravalli



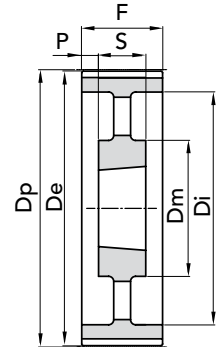
The images do not identify the products.


 TYPE **14M 170**


EXEC. 3F



EXEC. 11



EXEC. 12

TYPE	P. NUMBER	N. TEETH	EXEC.	BUSH.	BORE MAX	Dp	De	Df FLANGE	Dm HUB	Ø Di	F	S	P	N. FLANGE	WEIGHT kg.
TL 38-14M-170	41692038	38	3F	3030	75	169,34	166,60	183	-	130	187	76	55,5	172	11,70
TL 40-14M-170	41692040	40	3F	3030	75	178,25	175,49	188	-	138	187	76	55,5	162	13,00
TL 44-14M-170	41692044	44	3F	3535	90	196,08	193,28	211	-	155	187	89	49	175	15,00
TL 48-14M-170	41692048	48	3F	3535	90	213,90	211,11	226	-	175	187	89	49	180	19,00
TL 56-14M-170	41692056	56	3F	3535	90	249,55	246,76	256	-	210	187	89	49	182	28,50
TL 64-14M-170	on demand	64	3F	4040	100	285,21	282,41	296	-	240	187	102	42,5	184	
TL 72-14M-170	on demand	72	11	4040	100	320,86	318,06	-	230	280	187	102	42,5	-	-
TL 80-14M-170	41692080	80	11	4040	100	356,51	353,71	-	230	315	187	102	42,5	-	48,00
TL 90-14M-170	41692090	90	12	4040	100	401,07	398,28	-	230	360	187	102	42,5	-	52,50
TL 112-14M-170	41692112	112	12	5050	125	499,11	496,32	-	265	457	187	127	30	-	74,50
TL 144-14M-170	41692144	144	12	5050	125	641,71	638,92	-	265	600	187	127	30	-	91,00
TL 168-14M-170	41692168	168	12	5050	125	748,66	745,87	-	265	706	187	127	30	-	116,00
TL 192-14M-170	on demand	192	12	5050	125	855,62	852,82	-	265	813	187	127	30	-	-
TL 216-14M-170	on demand	216	12	5050	125	962,57	959,76	-	265	920	187	127	30	-	-

 MATERIAL **STEEL**


 MATERIAL **CAST-IRON**

 CAD drawings available on our site
www.chiaravalli.com

 Quantity, availability and prices
 on B2B Chiaravalli




GT® TIMING PULLEYS with PILOT BORE



The **POWERGRIP® - GT®** range of belts represents the natural development of the **HTD®** curved profile belts. The use of new materials has enabled better performance to be achieved, new production technologies ensure consistent optimum quality, new profiles ensure greater precision and silent operation. The **POWERGRIP® - GT®** range of belts can only operate in pulleys that have their specific profile.

These pulleys are manufactured having the following pitches:
2 - 3 - 5 mm;
CHIARAVALLI GROUP S.p.A. produce bars and pulleys having the following pitches: 3 and 5mm.

The applications of the **POWERGRIP® - GT®** range of belts are virtually unlimited but they are mainly recommended for the following:

- good power transmission in limited spaces - for example: electrical household appliances
- silent operation - for example: various office machines
- consistent precision - for example: machine tools and robots


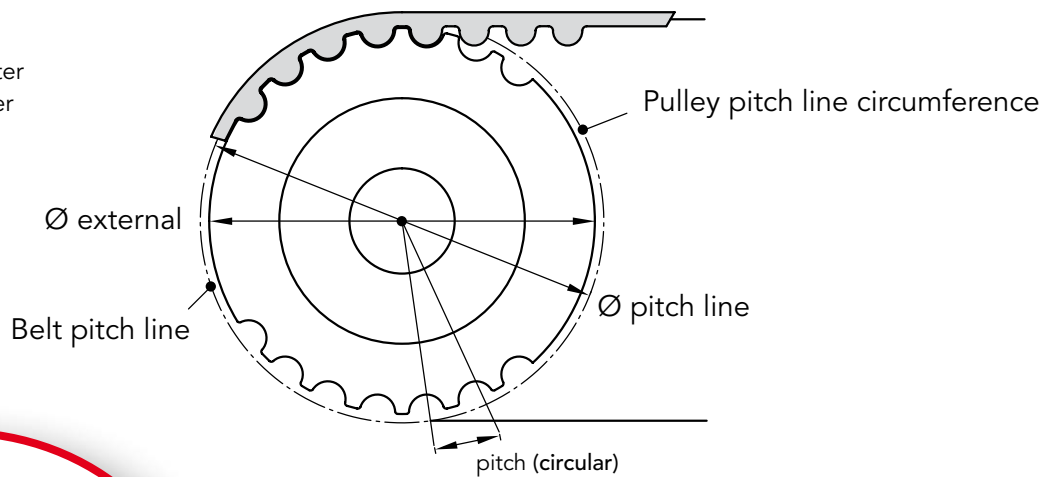
BELT IDENTIFICATION

5MR - 950 - 9

- Pitch in mm
- Pitch line extension
- Belt width

BELT CHARACTERISTICS

- P = Pitch
- Ø p = Pitch line diameter
- Ø e = External diameter

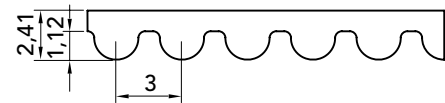


A
Reinforcig insert

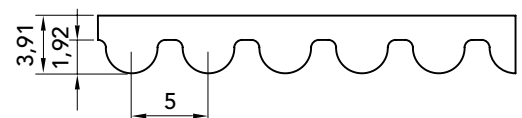
B
Polychloroprene belt body

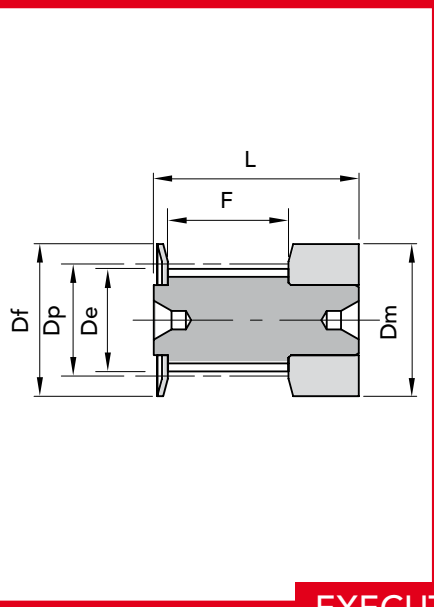
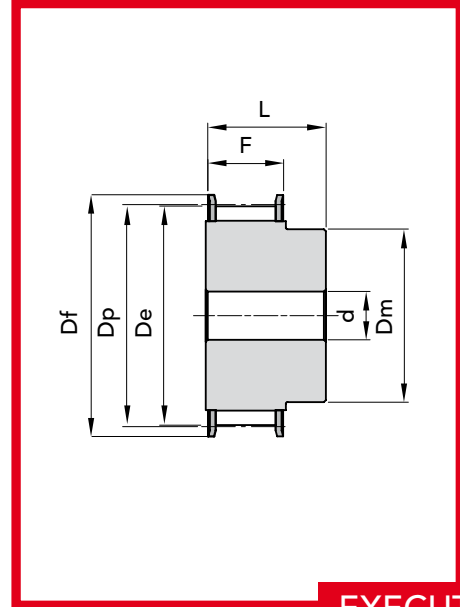
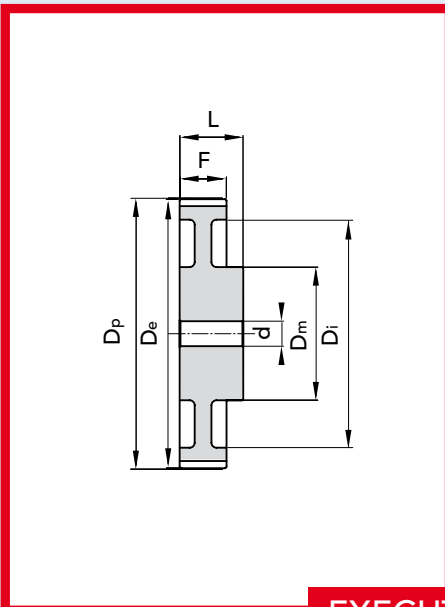
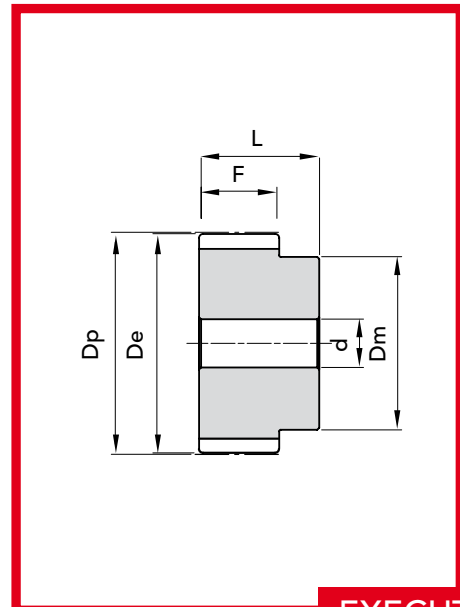
C
Teeth lining

GT® 3MR



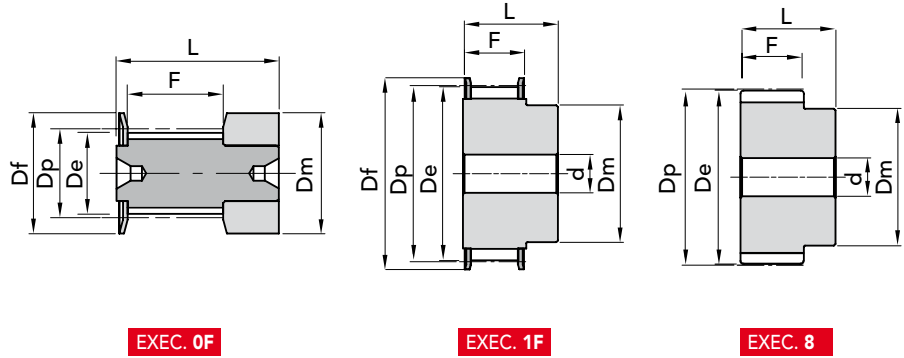
GT® 5MR




EXECUTION 0F

EXECUTION 1F

EXECUTION 3

EXECUTION 8



TYPE 3MR 09



EXEC. 0F

EXEC. 1F

EXEC. 8

TYPE	P. NUMBER	N. TEETH	EXEC.	Dp	De	Df FLANGE	Dm HUB	F	L	d bore Ø	N. FLANGE	WEIGHT kg.
10- 3MR - 09	on demand	10	0F	9,55	8,79	13	13	10,2	17,5	-	501	-
12- 3MR - 09	47030912	12	0F	11,46	10,70	15	15	10,2	17,5	-	502	0,01
14- 3MR - 09	on demand	14	0F	13,37	12,61	16	16	10,2	17,5	-	503	-
15- 3MR - 09	47030915	15	0F	14,32	13,56	17,5	17,5	10,2	17,5	-	516	0,01
16- 3MR - 09	on demand	16	1F	15,28	14,52	17,5	10	12,8	20,6	4,0	504	-
18- 3MR - 09	47030918	18	1F	17,19	16,43	20	11	12,8	20,6	6,0	505	0,01
20- 3MR - 09	47030920	20	1F	19,10	18,34	23	13	12,8	20,6	6,0	517	0,01
21- 3MR - 09	on demand	21	1F	20,05	19,29	25	14	12,8	20,6	6,0	518	-
22- 3MR - 09	47030922	22	1F	21,01	20,25	25	14	12,8	20,6	6,0	518	0,02
24- 3MR - 09	on demand	24	1F	22,92	22,16	25	14	12,8	20,6	6,0	518	-
26- 3MR - 09	47030926	26	1F	24,83	24,07	28	16	12,8	20,6	6,0	508	0,03
28- 3MR - 09	47030928	28	1F	26,74	25,98	32	18	12,8	20,6	6,0	509	0,03
30- 3MR - 09	47030930	30	1F	28,65	27,89	32	20	12,8	20,6	6,0	509	0,04
32- 3MR - 09	47030932	32	1F	30,56	29,80	36	22	12,8	20,6	6,0	510	0,04
36- 3MR - 09	47030936	36	1F	34,38	33,62	39	26	13,4	22,2	6,0	519	0,05
40- 3MR - 09	47030940	40	1F	38,20	37,44	42	28	13,4	22,2	6,0	513	0,06
44- 3MR - 09	47030944	44	1F	42,02	41,26	48	33	13,4	22,2	6,0	520	0,08
48- 3MR - 09	47030948	48	8	45,84	45,08	-	33	13,4	22,2	8,0	-	0,10
60- 3MR - 09	47030960	60	8	57,30	56,54	-	33	13,4	22,2	8,0	-	0,11
72- 3MR - 09	47030972	72	8	68,75	67,99	-	33	13,4	22,2	8,0	-	0,15

MATERIAL **STEEL**

CAD drawings available on our site
www.chiaravalli.com

Quantity, availability and prices
 on B2B Chiaravalli

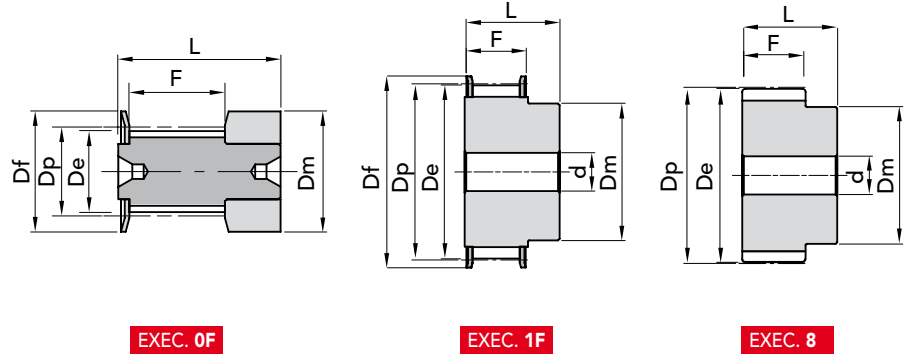


The images do not identify the products.

GT® TIMING PULLEYS with PILOT BORE 3MR 09



TYPE 3MR 15



TYPE	P. NUMBER	N. TEETH	EXEC.	Dp	De	Df FLANGE	Dm HUB	F	L	d bore Ø	N. FLANGE	WEIGHT kg.
10- 3MR - 15	on demand	10	0F	9,55	8,79	13	13	17	26	-	501	-
12- 3MR - 15	47031512	12	0F	11,46	10,70	15	15	17	26	-	502	0,01
14- 3MR - 15	on demand	14	0F	13,37	12,61	16	16	17	26	-	503	-
15- 3MR - 15	47031515	15	0F	14,32	13,56	17,5	17,5	17	26	-	516	0,01
16- 3MR - 15	on demand	16	1F	15,28	14,52	17,5	10	19,5	26	4,0	504	-
18- 3MR - 15	47031518	18	1F	17,19	16,43	20	11	19,5	26	6,0	505	0,01
20- 3MR - 15	47031520	20	1F	19,10	18,34	23	13	19,5	26	6,0	517	0,01
21- 3MR - 15	on demand	21	1F	20,05	19,29	25	14	19,5	26	6,0	518	-
22- 3MR - 15	47031522	22	1F	21,01	20,25	25	14	19,5	26	6,0	518	0,02
24- 3MR - 15	on demand	24	1F	22,92	22,16	25	14	19,5	26	6,0	518	-
26- 3MR - 15	47031526	26	1F	24,83	24,07	28	16	19,5	26	6,0	508	0,03
28- 3MR - 15	47031528	28	1F	26,74	25,98	32	18	19,5	26	6,0	509	0,03
30- 3MR - 15	47031530	30	1F	28,65	27,89	32	20	19,5	26	6,0	509	0,04
32- 3MR - 15	47031532	32	1F	30,56	29,80	36	22	19,5	26	6,0	510	0,04
36- 3MR - 15	47031536	36	1F	34,38	33,62	39	26	20	30	6,0	519	0,06
40- 3MR - 15	47031540	40	1F	38,20	37,44	42	28	20	30	6,0	513	0,08
44- 3MR - 15	47031544	44	1F	42,02	41,26	48	33	20	30	6,0	520	0,10
48- 3MR - 15	47031548	48	8	45,84	45,08	-	33	20	30	8,0	-	0,10
60- 3MR - 15	47031560	60	8	57,30	56,54	-	33	20	30	8,0	-	0,15
72- 3MR - 15	47031572	72	8	68,75	67,99	-	33	20	30	8,0	-	0,21

MATERIAL **STEEL**

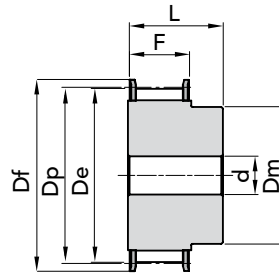
CAD drawings available on our site
www.chiaravalli.com

Quantity, availability and prices
 on B2B Chiaravalli

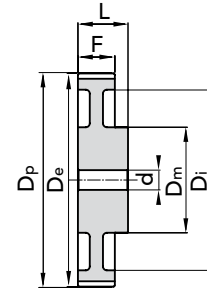




TYPE 5MR 09



EXEC. 1F



EXEC. 3

TYPE	P. NUMBER	N. TEETH	EXEC.	Dp	De	Df FLANGE	Dm HUB	Di	F	L	d bore Ø	N. FLANGE	WEIGHT kg.
12- 5MR - 09	47050912	12	1F	19,10	17,96	23	11,5	-	14,5	20,0	-	14	0,03
14- 5MR - 09	on demand	14	1F	22,28	21,14	25	14	-	14,5	20,0	6	2	0,04
15- 5MR - 09	47050915	15	1F	23,37	22,73	28	16	-	14,5	20,0	6	4	0,05
16- 5MR - 09	47050916	16	1F	25,46	24,32	28	16,5	-	14,5	20,0	6	4	0,06
18- 5MR - 09	47050918	18	1F	28,65	27,51	32	20	-	14,5	20,0	6	6	0,07
20- 5MR - 09	47050920	20	1F	31,83	30,69	36	23	-	14,5	22,5	6	8	0,10
21- 5MR - 09	on demand	21	1F	33,42	32,28	38	24	-	14,5	22,5	6	9	-
22- 5MR - 09	47050922	22	1F	35,01	33,87	39	25,5	-	14,5	22,5	6	15	0,13
24- 5MR - 09	47050924	24	1F	38,20	37,06	42	27	-	14,5	22,5	6	13	0,15
26- 5MR - 09	47050926	26	1F	41,38	40,24	44	30	-	14,5	22,5	6	12	0,18
28- 5MR - 09	47050928	28	1F	44,56	43,42	48	30,5	-	14,5	22,5	6	11	0,21
30- 5MR - 09	47050930	30	1F	47,75	46,60	51	35	-	14,5	22,5	6	16	0,25
32- 5MR - 09	47050932	32	1F	50,93	49,79	54	38	-	14,5	22,5	8	18	0,28
36- 5MR - 09	47050936	36	1F	57,30	56,16	60	38	-	14,5	22,5	8	21	0,33
40- 5MR - 09	47050940	40	1F	63,66	62,52	71	38	-	14,5	22,5	8	25	0,42
44- 5MR - 09	47050944	44	3	70,03	68,89	-	38	54	14,5	25,5	8	-	0,17
48- 5MR - 09	47050948	48	3	76,39	75,25	-	45	61	14,5	25,5	8	-	0,18
60- 5MR - 09	47050960	60	3	95,49	94,35	-	45	80	14,5	25,5	8	-	0,23
72- 5MR - 09	47050972	72	3	114,59	113,45	-	45	100	14,5	25,5	8	-	0,42

MATERIAL **STEEL**

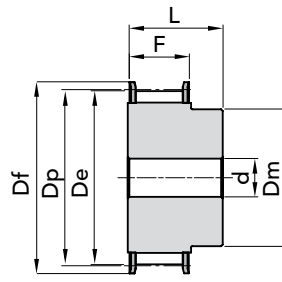
CAD drawings available on our site
www.chiaravalli.com

Quantity, availability and prices
on B2B Chiaravalli

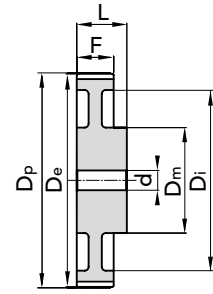


The images do not identify the products.

GT® TIMING PULLEYS with PILOT BORE 5MR 09

TYPE **5MR 15**

EXEC. 1F



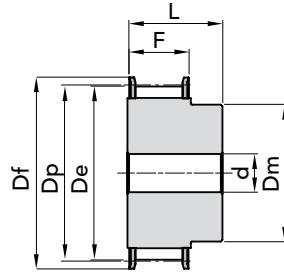
EXEC. 3

TYPE	P. NUMBER	N. TEETH	EXEC.	Dp	De	Df FLANGE	Dm HUB	Di	F	L	d bore Ø	N. FLANGE	WEIGHT kg.
12- 5MR - 15	47051512	12	1F	19,10	17,96	23	13	-	20,5	26,0	-	14	0,03
14- 5MR - 15	on demand	14	1F	22,28	21,14	25	14	-	20,5	26,0	6	2	-
15- 5MR - 15	47051515	15	1F	23,87	22,73	28	16	-	20,5	26,0	6	4	0,05
16- 5MR - 15	47051516	16	1F	25,46	24,32	28	16,5	-	20,5	26,0	6	4	0,06
18- 5MR - 15	47051518	18	1F	28,65	27,51	32	20	-	20,5	26,0	6	6	0,09
20- 5MR - 15	47051520	20	1F	31,83	30,69	36	23	-	20,5	26,0	6	8	0,12
21- 5MR - 15	on demand	21	1F	33,42	32,28	38	24	-	20,5	26,0	6	9	-
22- 5MR - 15	47051522	22	1F	35,01	33,87	39	25,5	-	20,5	26,0	6	15	0,15
24- 5MR - 15	47051524	24	1F	38,20	37,06	42	27	-	20,5	28,0	6	13	0,19
26- 5MR - 15	47051526	26	1F	41,38	40,24	44	30	-	20,5	28,0	6	12	0,23
28- 5MR - 15	47051528	28	1F	44,56	43,42	48	30,5	-	20,5	28,0	6	11	0,26
30- 5MR - 15	47051530	30	1F	47,75	46,60	51	35	-	20,5	28,0	6	16	0,32
32- 5MR - 15	47051532	32	1F	50,93	49,79	54	38	-	20,5	28,0	8	18	0,35
36- 5MR - 15	47051536	36	1F	57,30	56,16	60	38	-	20,5	28,0	8	21	0,43
40- 5MR - 15	47051540	40	1F	63,66	62,52	71	38	-	20,5	28,0	8	25	0,52
44- 5MR - 15	47051544	44	3	70,03	68,89	-	38	54	20,5	30,0	8	-	0,23
48- 5MR - 15	47051548	48	3	76,39	75,25	-	38	61	20,5	30,0	8	-	0,29
60- 5MR - 15	47051560	60	3	95,49	94,35	-	50	80	20,5	30,0	8	-	0,42
72- 5MR - 15	47051572	72	3	114,59	113,45	-	50	100	20,5	30,0	8	-	0,59

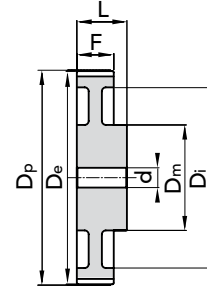
MATERIAL **STEEL**CAD drawings available on our site
www.chiaravalli.comQuantity, availability and prices
on B2B Chiaravalli



TYPE 5MR 25 ON REQUEST



EXEC. 1F



EXEC. 3

TYPE	P. NUMBER	N. TEETH	EXEC.	Dp	De	Df FLANGE	Dm HUB	Di	F	L	d bore Ø	N. FLANGE	WEIGHT kg.
12- 5MR - 25	*	12	1F	19,10	17,96	23	13	-	30,5	36,0	4	14	-
14- 5MR - 25	*	14	1F	22,28	21,14	25	14	-	30,5	36,0	6	2	-
15- 5MR - 25	*	15	1F	23,87	22,73	28	16	-	30,5	36,0	6	4	-
16- 5MR - 25	*	16	1F	25,46	24,32	28	16,5	-	30,5	36,0	6	4	-
18- 5MR - 25	*	18	1F	28,65	27,51	32	20	-	30,5	36,0	6	6	-
20- 5MR - 25	*	20	1F	31,83	30,69	36	23	-	30,5	36,0	6	8	-
21- 5MR - 25	*	21	1F	33,42	32,28	38	24	-	30,5	38,0	6	9	-
22- 5MR - 25	*	22	1F	35,01	33,87	39	25,5	-	30,5	38,0	6	15	-
24- 5MR - 25	*	24	1F	38,20	37,06	42	27	-	30,5	38,0	6	13	-
26- 5MR - 25	*	26	1F	41,38	40,24	44	30	-	30,5	38,0	6	12	-
28- 5MR - 25	*	28	1F	44,56	43,42	48	30,5	-	30,5	38,0	6	11	-
30- 5MR - 25	*	30	1F	47,75	46,60	51	35	-	30,5	38,0	6	16	-
32- 5MR - 25	*	32	1F	50,93	49,79	54	38	-	30,5	38,0	8	18	-
36- 5MR - 25	*	36	1F	57,30	56,16	60	38	-	30,5	38,0	8	21	-
40- 5MR - 25	*	40	1F	63,66	62,52	71	38	-	30,5	38,0	8	25	-
44- 5MR - 25	*	44	3	70,03	68,89	-	38	54	30,5	40,0	8	-	-
48- 5MR - 25	*	48	3	76,39	75,25	-	38	61	30,5	40,0	8	-	-
60- 5MR - 25	*	60	3	95,49	94,35	-	50	80	30,5	40,0	8	-	-
72- 5MR - 25	*	72	3	114,59	113,45	-	50	100	30,5	40,0	8	-	-

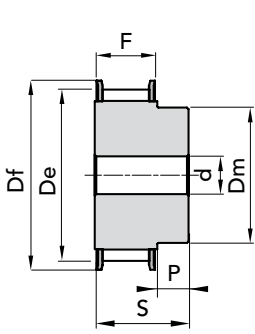
MATERIAL **STEEL**

CAD drawings available on our site
www.chiaravalli.com

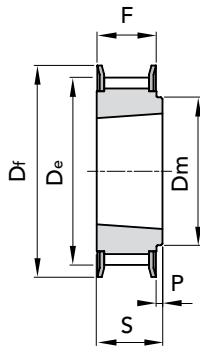
Quantity, availability and prices
on B2B Chiaravalli



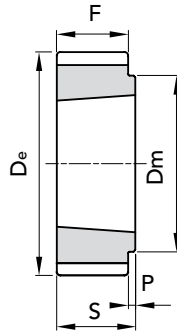
The images do not identify the products.



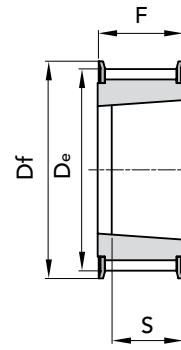
EXEC. 1F



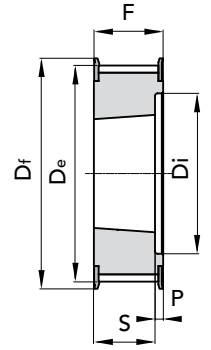
EXEC. 2F



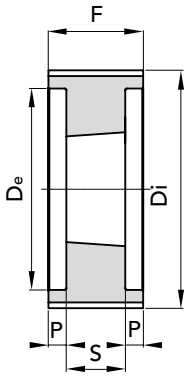
EXEC. 3



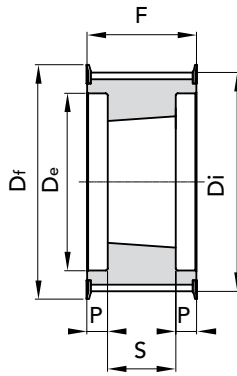
EXEC. 4F



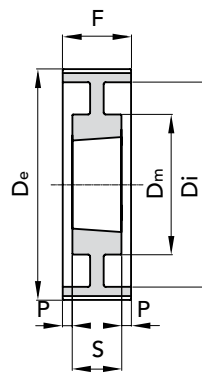
EXEC. 5F



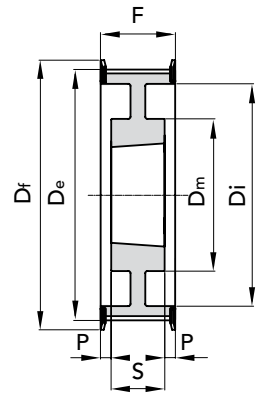
EXEC. 6



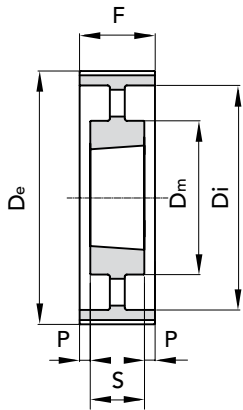
EXEC. 7F



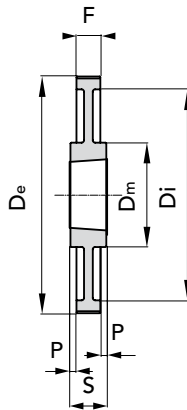
EXEC. 8



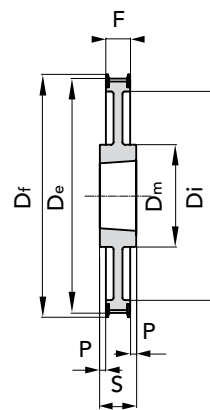
EXEC. 9F



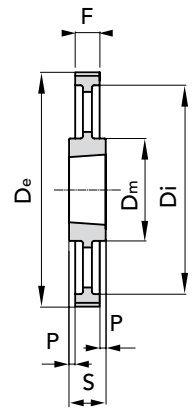
EXEC. 10



EXEC. 11



EXEC. 12F

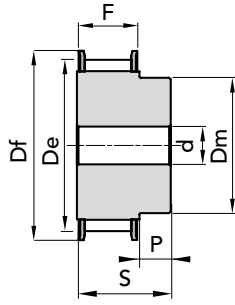


EXEC. 13

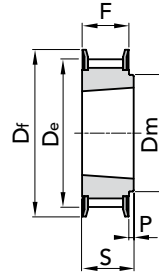


TAPER LOCK® PHOSPHATED

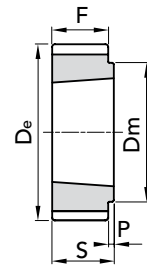
TYPE 8M-12



EXEC. 1F



EXEC. 2F



EXEC. 3

TYPE	P. NUMBER	N. TEETH	EXEC.	BUSH.	BORE MAX	Dp	De	Df FLANGE	Dm HUB	F	S	P	N. FLANGE	WEIGHT kg.
8M-22S- 12	48612022	22	1F	-	28	56,02	54,42	60	43	20	30	10	53	0,43
TL 8M-25S- 12	48612025	25	2F	1108	28	63,66	62,06	70	49	20	22	2	61	0,25
TL 8M-28S- 12	48612028	28	2F	1108	28	71,3	69,7	75	56	20	22	2	79	0,37
TL 8M-30S- 12	48612030	30	2F	1210	32	76,39	74,79	82,5	60	20	25	5	82	0,41
TL 8M-32S- 12	48612032	32	2F	1610	42	81,49	79,89	87	66	20	25	5	76	0,43
TL 8M-34S- 12	48612034	34	2F	1610	42	86,58	84,98	91	69	20	25	5	66	0,45
TL 8M-36S- 12	48612036	36	2F	1610	42	91,67	90,07	97	76	20	25	5	68	0,59
TL 8M-38S- 12	48612038	38	2F	1610	42	96,77	95,17	102	78	20	25	5	70	0,70
TL 8M-40S- 12	48612040	40	2F	1610	42	101,86	100,26	106	85	20	25	5	77	0,82
TL 8M-45S- 12	48612045	45	2F	2012	50	114,59	112,99	120	92	20	32	12	75	1,10
TL 8M-48S- 12	48612048	48	2F	2012	50	122,23	120,63	128	103	20	32	12	78	1,42
TL 8M-50S- 12	48612050	50	2F	2012	50	127,32	125,72	135	104	20	32	12	80	1,60
TL 8M-56S- 12	48612056	56	2F	2012	50	142,6	141	150	104	20	32	12	85	2,10
TL 8M-60S- 12	48612060	60	2F	2012	50	152,79	151,19	158	111	20	32	12	86	2,40
TL 8M-64S- 12	48612064	64	2F	2012	50	162,97	161,37	168	111	20	32	12	90	2,70
TL 8M-75S- 12	48612075	75	3	2012	50	190,99	189,39	-	111	20	32	12	-	3,70
TL 8M-80S- 12	48612080	80	3	2012	50	203,72	202,12	-	111	20	32	12	-	4,40
TL 8M-90S- 12	48612090	90	3	2012	50	229,18	227,58	-	111	20	32	12	-	5,50

POLY CHAIN® GT® TIMING PULLEYS TYPE 8M-12

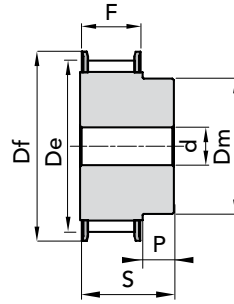
MATERIAL **STEEL**
C 45

CAD drawings available on our site
www.chiaravalli.com

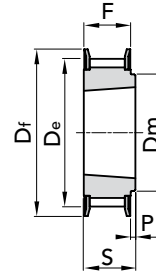
Quantity, availability and prices
on B2B Chiaravalli



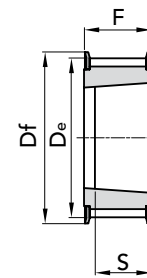
The images do not identify the products.


TAPER LOCK® PHOSPHATED
TYPE 8M-21


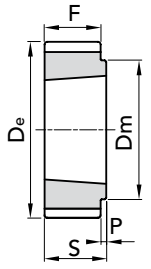
EXEC. 1F



EXEC. 2F

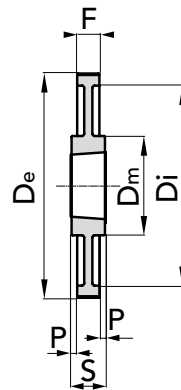


EXEC. 4F

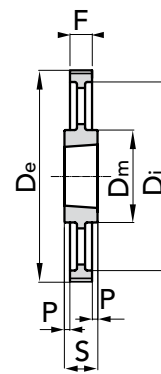


EXEC. 3

TYPE	P. NUMBER	N. TEETH	EXEC.	BUSH.	BORE MAX	Dp	De	Df FLANGE	Dm HUB	Ø Di	F	S	P	N. FLANGE	WEIGHT kg.
8M-22S- 21	48621022	22	1F	-	28	56,02	54,42	60	43	-	30	40	10	53	0,56
TL 8M-25S- 21	48621025	25	4F	1108	28	63,66	62,06	70	-	-	30	22	-	61	0,36
TL 8M-28S- 21	48621028	28	4F	1210	32	71,3	69,7	75	-	-	30	25	-	79	0,41
TL 8M-30S- 21	48621030	30	4F	1210	32	76,39	74,79	82,5	-	-	30	25	-	82	0,56
TL 8M-32S- 21	48621032	32	4F	1610	42	81,49	79,89	87	-	-	30	25	-	76	0,52
TL 8M-34S- 21	48621034	34	4F	1610	42	86,58	84,98	91	-	-	30	25	-	66	0,61
TL 8M-36S- 21	48621036	36	4F	1610	42	91,67	90,07	97	-	-	30	25	-	68	0,70
TL 8M-38S- 21	48621038	38	4F	1610	42	96,77	95,17	102	-	-	30	25	-	70	0,92
TL 8M-40S- 21	48621040	40	4F	1610	42	101,86	100,26	106	-	-	30	25	-	77	1,06
TL 8M-45S- 21	48621045	45	2F	2012	50	114,59	112,99	120	92	-	30	32	2	75	1,30
TL 8M-48S- 21	48621048	48	2F	2012	50	122,23	120,63	128	103	-	30	32	2	78	1,60
TL 8M-50S- 21	48621050	50	2F	2012	50	127,32	125,72	135	104	-	30	32	2	80	1,83
TL 8M-56S- 21	48621056	56	2F	2012	50	142,6	141	150	104	-	30	32	2	85	2,40
TL 8M-60S- 21	48621060	60	2F	2517	60	152,79	151,19	158	124	-	30	45	15	86	3,20
TL 8M-64S- 21	48621064	64	2F	2517	60	162,97	161,37	168	124	-	30	45	15	90	3,80
TL 8M-75S- 21	48621075	75	3	2517	60	190,99	189,39	-	124	-	30	45	15	-	6,20
TL 8M-80S- 21	48621080	80	3	2517	60	203,72	202,12	-	124	-	30	45	15	-	6,00
TL 8M-90S- 21	48621090	90	11	2517	60	229,18	227,58	-	124	198	30	45	7,5	-	5,40
TL 8M-112S- 21	48621112	112	11	2517	60	285,21	283,61	-	124	253	30	45	7,5	-	7,40
TL 8M-140S- 21	48621140	140	13	3020	75	356,51	354,91	-	150	324	30	51	10,5	-	9,00



EXEC. 11



EXEC. 13

 MATERIAL **STEEL**
C 45

 MATERIAL **CAST-IRON**

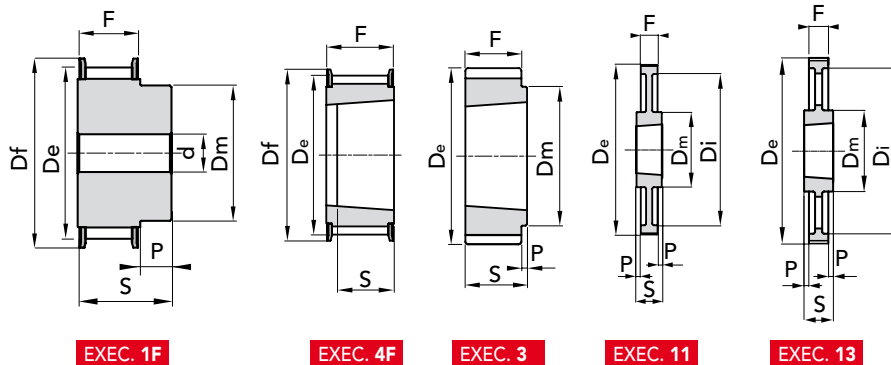
 CAD drawings available on our site
www.chiaravalli.com

 Quantity, availability and prices
 on B2B Chiaravalli




TAPER LOCK® PHOSPHATED

TYPE 8M-36



POLY CHAIN® GT® TIMING PULLEYS TYPE 8M-36

TYPE	P. NUMBER	N. TEETH	EXEC.	BUSH.	BORE MAX	Dp	De	Df FLANGE	Dm HUB	Ø Di	F	S	P	N. FLANGE	WEIGHT kg.
8M-25S- 36	48636025	25	1F	-	32	63,66	62,06	70	49	-	45	55	10	61	1,40
TL 8M-28S- 36	48636028	28	4F	1210	32	71,3	69,7	75	-	-	45	25	-	79	0,64
TL 8M-30S- 36	48636030	30	4F	1610	42	76,39	74,79	82,5	-	-	45	25	-	82	0,59
TL 8M-32S- 36	48636032	32	4F	1610	42	81,49	79,89	87	-	-	45	25	-	76	0,79
TL 8M-34S- 36	48636034	34	4F	1610	42	86,58	84,98	91	-	-	45	25	-	66	0,63
TL 8M-36S- 36	48636036	36	4F	1610	42	91,67	90,07	97	-	-	45	25	-	68	1,15
TL 8M-38S- 36	48636038	38	4F	1610	42	96,77	95,17	102	-	-	45	25	-	70	1,39
TL 8M-40S- 36	48636040	40	4F	2012	50	101,86	100,26	106	-	-	45	32	-	77	1,34
TL 8M-45S- 36	48636045	45	4F	2012	50	114,59	112,99	120	-	-	45	32	-	75	1,87
TL 8M-48S- 36	48636048	48	4F	2012	50	122,23	120,63	128	-	-	45	32	-	78	2,20
TL 8M-50S- 36	48636050	50	4F	2012	50	127,32	125,72	135	-	-	45	32	-	80	2,70
TL 8M-56S- 36	48636056	56	4F	2517	60	142,6	141	150	-	-	45	45	-	85	3,00
TL 8M-60S- 36	48636060	60	4F	2517	60	152,79	151,19	158	-	-	45	45	-	86	3,80
TL 8M-64S- 36	48636064	64	4F	2517	60	162,97	161,37	168	-	-	45	45	-	90	4,50
TL 8M-75S- 36	48636075	75	3	3020	75	190,99	189,39	-	150	-	45	51	6	-	6,20
TL 8M-80S- 36	48636080	80	3	3020	75	203,72	202,12	-	150	-	45	51	6	-	7,40
TL 8M-90S- 36	48636090	90	11	3020	75	229,18	227,58	-	150	197	45	51	3	-	7,20
TL 8M-112S- 36	48636112	112	11	3020	75	285,21	283,61	-	150	253	45	51	3	-	10,40
TL 8M-140S- 36	48636140	140	13	3020	75	356,51	354,91	-	150	324	45	51	3	-	12,70
TL 8M-168S- 36	48636168	168	13	3525	100	427,81	426,21	-	198	396	45	65	10	-	21,50
TL 8M-192S- 36	48636192	192	13	3525	100	488,92	487,32	-	198	457	45	65	10	-	27,00

MATERIAL **STEEL**
C 45

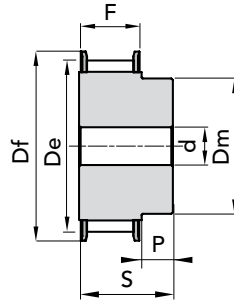
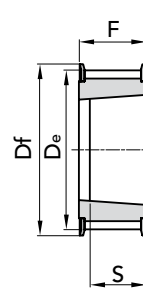
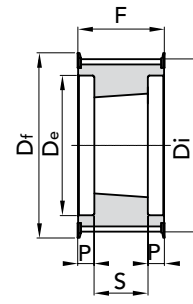
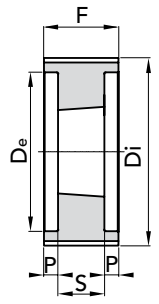
MATERIAL **CAST-IRON**

CAD drawings available on our site
www.chiaravalli.com

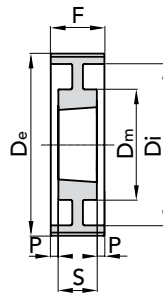
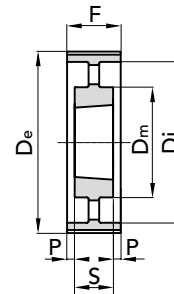
Quantity, availability and prices
on B2B Chiaravalli



The images do not identify the products.


TAPER LOCK® PHOSPHATED
TYPE 8M-62

EXEC. 1F

EXEC. 4F

EXEC. 7F

EXEC. 6

TYPE	P. NUMBER	N. TEETH	EXEC.	BUSH.	BORE MAX	Dp	De	Df FLANGE	Dm HUB	Ø Di	F	S	P	N. FLANGE	WEIGHT kg.
8M-30S- 62	48662030	30	1F	-	42	76,39	74,79	82,5	63	-	72	84	12	82	2,40
8M-32S- 62	48662032	32	1F	-	50	81,49	79,89	87	68	-	72	84	12	76	2,80
8M-34S- 62	48662034	34	1F	-	55	86,58	84,98	91	69	-	72	84	12	66	3,00
8M-36S- 63	48662036	36	1F	-	60	91,67	90,07	97	76	-	72	84	12	68	3,40
8M-38S- 62	48662038	38	1F	-	60	96,77	95,17	102	78	-	72	84	12	70	3,80
TL 8M-40S- 62	48662040	40	4F	2012	50	101,86	100,26	106	-	-	72	32	-	77	2,06
TL 8M-45S- 62	48662045	45	4F	2012	50	114,59	112,99	120	-	-	72	32	-	75	3,00
TL 8M-48S- 62	48662048	48	4F	2517	60	122,23	120,63	128	-	-	72	45	-	78	2,90
TL 8M-50S- 62	48662050	50	4F	2517	60	127,32	125,72	135	-	-	72	45	-	80	3,25
TL 8M-56S- 62	48662056	56	7F	2517	60	142,6	141	150	-	111	72	45	13,5	85	3,90
TL 8M-60S- 62	48662060	60	7F	2517	60	152,79	151,19	158	-	121	72	45	13,5	86	4,70
TL 8M-64S- 62	48662064	64	7F	2517	60	162,97	161,37	168	-	131	72	45	13,5	90	5,60
TL 8M-75S- 62	48662075	75	6	3020	75	190,99	189,39	-	-	159	72	51	10,5	-	7,50
TL 8M-80S- 62	48662080	80	6	3020	75	203,72	202,12	-	-	172	72	51	10,5	-	9,20
TL 8M-90S- 62	48662090	90	6	3020	75	229,18	227,58	-	-	197	72	51	10,5	-	7,70
TL 8M-112S- 62	48662112	112	8	3020	75	285,21	283,61	-	198	253	72	51	10,5	-	12,10
TL 8M-140S- 62	48662140	140	10	3525	100	356,51	354,91	-	150	324	72	65	3,5	-	22,70
TL 8M-168S- 62	48662168	168	10	3525	100	427,81	426,21	-	198	396	72	65	3,5	-	26,80
TL 8M-192S- 62	48662192	192	10	3525	100	488,92	487,32	-	198	457	72	65	3,5	-	34,20


EXEC. 8

EXEC. 10

 MATERIAL **STEEL**
C 45

 MATERIAL **CAST-IRON**

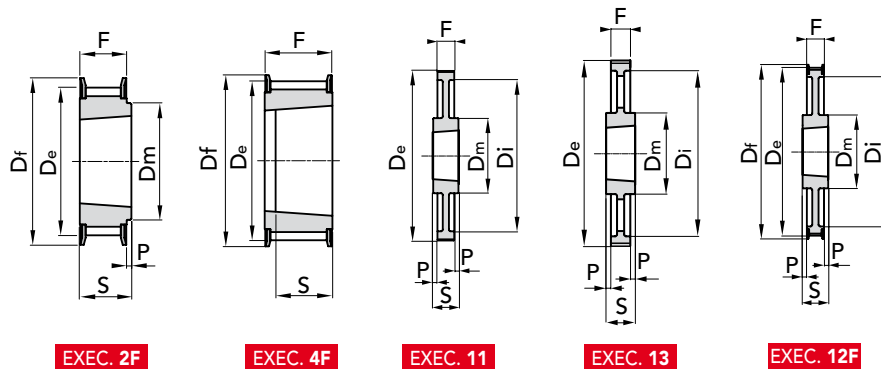
 CAD drawings available on our site
www.chiaravalli.com

 Quantity, availability and prices
 on B2B Chiaravalli




TAPER LOCK® PHOSPHATED

TYPE 14M-20



EXEC. 2F

EXEC. 4F

EXEC. 11

EXEC. 13

EXEC. 12F

TYPE	P. NUMBER	N. TEETH	EXEC.	BUSH.	BORE MAX	Dp	De	Df FLANGE	Dm HUB	Ø Di	F	S	P	N. FLANGE	WEIGHT kg.
TL 14M-28S-20	48820028	28	4F	2012	50	124,78	121,98	128	-	-	33	32	1	153	1,66
TL 14M-30S-20	48820030	30	4F	2012	50	133,69	130,89	138	-	-	33	32	1	154	2,20
TL 14M-32S-20	48820032	32	4F	2012	50	142,6	139,8	154	-	-	33	32	1	160	3,20
TL 14M-34S-20	48820034	34	2F	2517	60	151,52	148,72	160	117	-	33	45	-	171	3,00
TL 14M-36S-20	48820036	36	2F	2517	60	160,43	157,63	168	117	-	33	45	-	168	3,60
TL 14M-38S-20	48820038	38	2F	2517	60	169,34	166,54	183	117	-	33	45	-	172	4,00
TL 14M-40S-20	48820040	40	2F	2517	60	178,25	175,45	188	117	-	33	45	-	174	4,70
TL 14M-44S-20	48820044	44	2F	3020	75	196,08	193,28	211	144	-	33	51	-	175	5,60
TL 14M-48S-20	48820048	48	2F	3020	75	213,9	211,11	226	144	-	33	51	-	180	6,80
TL 14M-50S-20	48820050	50	2F	3020	75	222,82	220,02	240	144	-	33	51	-	169	7,70
TL 14M-56S-20	48820056	56	12F	3020	75	249,55	246,76	256	144	207	33	51	9	182	7,70
TL 14M-60S-20	48820060	60	11	3020	75	267,38	264,58	-	159	224	33	51	9	-	8,50
TL 14M-64S-20	48820064	64	11	3020	75	285,21	282,41	-	159	242	33	51	9	-	10,20
TL 14M-72S-20	48820072	72	11	3020	75	320,86	318,06	-	159	278	33	51	9	-	11,50
TL 14M-80S-20	48820080	80	11	3020	75	356,51	353,71	-	159	314	33	51	9	-	13,50
TL 14M-90S-20	48820090	90	13	3020	75	401,07	398,27	-	159	360	33	51	9	-	14,20
TL 14M-112S-20	48820112	112	13	3020	75	499,11	496,31	-	159	456	33	51	9	-	18,10
TL 14M-140S-20	48820140	140	13	3020	75	623,89	621,09	-	159	581	33	51	9	-	22,90

POLY CHAIN® GT® TIMING PULLEYS TYPE 14M-20

7

MATERIAL **STEEL**
C 45

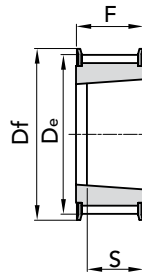
MATERIAL **CAST-IRON**

CAD drawings available on our site
www.chiaravalli.com

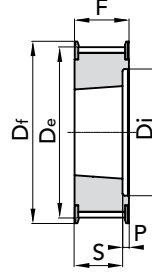
Quantity, availability and prices
on B2B Chiaravalli



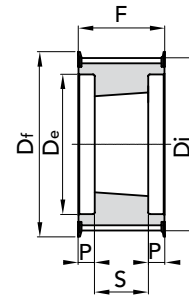
The images do not identify the products.


TAPER LOCK® PHOSPHATED
TYPE 14M-37


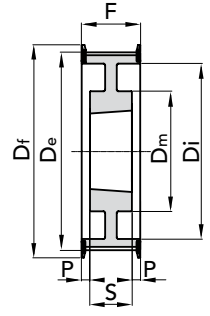
EXEC. 4F



EXEC. 5F

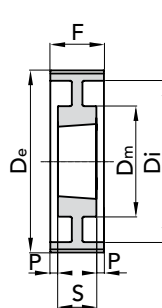


EXEC. 7F

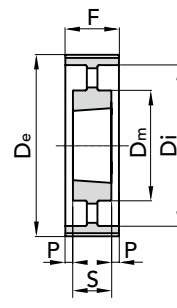


EXEC. 9F

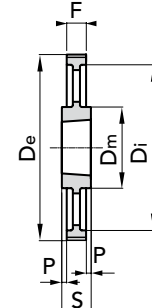
TYPE	P. NUMBER	N. TEETH	EXEC.	BUSH.	BORE MAX	Dp	De	Df FLANGE	Dm HUB	Ø Di	F	S	P	N. FLANGE	WEIGHT kg.
TL 14M-28S-37	48837028	28	5F	2012	50	124,78	121,98	128	-	88	51	32	19	153	2,20
TL 14M-30S-37	48837030	30	7F	2517	60	133,69	130,89	138	-	98	51	45	3	154	2,50
TL 14M-32S-37	48837032	32	7F	2517	60	142,6	139,8	154	-	100	51	45	3	160	3,00
TL 14M-34S-37	48837034	34	7F	2517	60	151,52	148,72	160	-	109	51	45	3	171	3,80
TL 14M-36S-37	48837036	36	5F	2517	60	160,43	157,63	168	-	117	51	45	6	168	4,30
TL 14M-38S-37	48837038	38	5F	2517	60	169,34	166,54	183	-	126	51	45	6	172	5,10
TL 14M-40S-37	48837040	40	5F	2517	60	178,25	175,45	188	-	135	51	45	6	174	6,00
TL 14M-44S-37	48837044	44	4F	3020	75	196,08	193,82	211	-	-	51	51	-	175	7,00
TL 14M-48S-37	48837048	48	4F	3020	75	213,9	211,11	226	-	-	51	51	-	180	9,00
TL 14M-50S-37	48837050	50	4F	3020	75	222,82	220,02	240	-	-	51	51	-	169	10,00
TL 14M-56S-37	48837056	56	9F	3020	75	249,55	246,76	256	144	207	51	51	-	182	9,20
TL 14M-60S-37	48837060	60	8	3020	75	267,38	264,58	-	159	224	51	51	-	-	10,20
TL 14M-64S-37	48837064	64	8	3020	75	285,21	282,41	-	159	242	51	51	-	-	12,20
TL 14M-72S-37	48837072	72	8	3020	75	320,86	318,06	-	159	278	51	51	-	-	13,40
TL 14M-80S-37	48837080	80	8	3020	75	356,51	353,71	-	159	314	51	51	-	-	16,10
TL 14M-90S-37	48837090	90	10	3020	75	401,07	398,27	-	159	360	51	51	-	-	17,20
TL 14M-112S-37	48837112	112	10	3020	75	499,11	496,31	-	159	456	51	51	-	-	23,00
TL 14M-140S-37	48837140	140	13	3525	100	623,89	621,09	-	206	581	51	65	7	-	41,00
TL 14M-168S-37	48837168	168	13	3525	100	748,66	745,87	-	206	706	51	65	7	-	51,50
TL 14M-192S-37	48837192	192	13	4030	115	855,61	852,82	-	215	812	51	76	12,5	-	60,00



EXEC. 8



EXEC. 10



EXEC. 13

 MATERIAL **STEEL**
C 45

 MATERIAL **CAST-IRON**

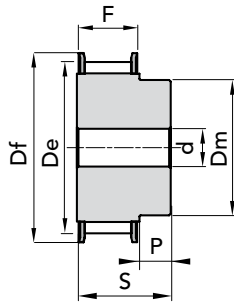
 CAD drawings available on our site
www.chiaravalli.com

 Quantity, availability and prices
 on B2B Chiaravalli

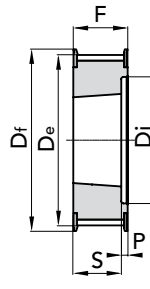



TAPER LOCK® PHOSPHATED

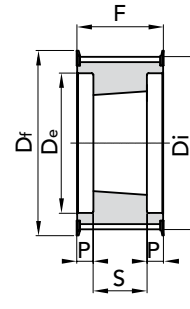
TYPE 14M-68



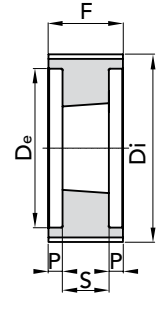
EXEC. 1F



EXEC. 5F

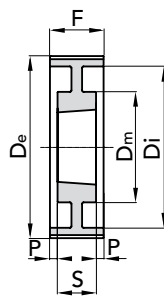


EXEC. 7F

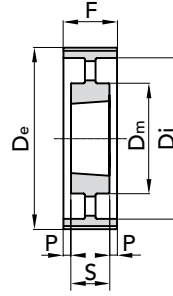


EXEC. 6

TYPE	P. NUMBER	N. TEETH	EXEC.	BUSH.	BORE MAX	Dp	De	Df FLANGE	Dm HUB	Ø Di	F	S	P	N. FLANGE	WEIGHT kg.
14M-34S- 68	48868034	34	1F	-	100	151,52	148,72	160	132	-	84	104	20	171	10,50
14M-36S- 68	48868036	36	1F	-	100	160,43	157,63	168	131	-	84	104	20	168	11,70
14M-38S- 68	48868038	38	1F	-	115	169,34	166,54	183	141	-	84	104	20	172	13,40
14M-40S- 68	48868040	40	1F	-	125	178,25	175,45	188	156	-	84	104	20	174	15,40
TL 14M-44S- 68	48868044	44	7F	3020	75	196,08	193,28	211	-	153	84	51	16,5	175	9,20
TL 14M-48S- 68	48868048	48	5F	3020	75	213,9	211,11	226	-	171	84	51	33	180	11,30
TL 14M-50S- 68	48868050	50	7F	3525	100	222,82	220,02	240	-	180	84	65	9,5	169	15,50
TL 14M-56S- 68	48868056	56	7F	3525	100	249,55	246,76	256	-	207	84	65	9,5	182	16,80
TL 14M-60S- 68	48868060	60	6	3525	100	267,38	264,58	-	-	224	84	65	9,5	-	20,40
TL 14M-64S- 68	48868064	64	6	3525	100	285,21	282,41	-	-	242	84	65	9,5	-	23,60
TL 14M-72S- 68	48868072	72	8	3525	100	320,86	318,06	-	178	278	84	65	9,5	-	20,30
TL 14M-80S- 68	48868080	80	10	3525	100	356,51	353,71	-	178	314	84	65	9,5	-	21,30
TL 14M-90S- 68	48868090	90	10	3525	100	401,07	398,27	-	178	360	84	65	9,5	-	24,40
TL 14M-112S- 68	48868112	112	10	3525	100	499,11	496,31	-	178	456	84	65	9,5	-	32,70
TL 14M-140S- 68	48868140	140	10	3525	100	623,89	621,09	-	206	581	84	65	9,5	-	55,00
TL 14M-168S- 68	48868168	168	10	3525	100	748,66	745,87	-	206	706	84	65	9,5	-	71,00
TL 14M-192S- 68	48868192	192	10	4030	115	855,61	852,82	-	215	812	84	76	4	-	80,50



EXEC. 8



EXEC. 10

MATERIAL **STEEL**
C 45

MATERIAL **CAST-IRON**

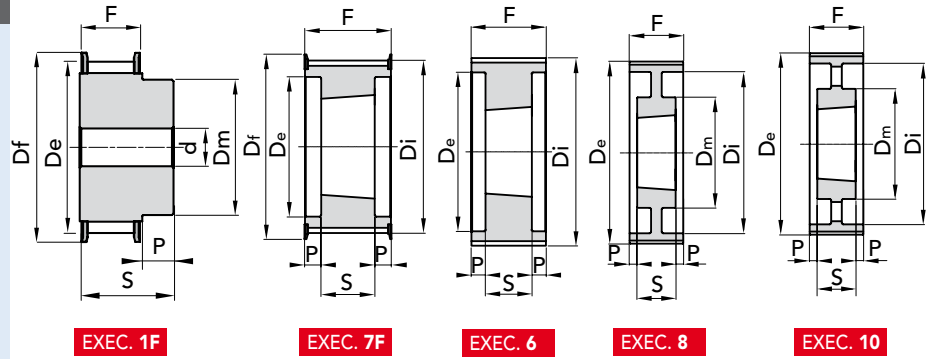
CAD drawings available on our site
www.chiaravalli.com

Quantity, availability and prices
on B2B Chiaravalli



The images do not identify the products.

POLY CHAIN® GT® TIMING PULLEYS TYPE 14M-68


TAPER LOCK® PHOSPHATED
TYPE 14M-90


TYPE	P. NUMBER	N. TEETH	EXEC.	BUSH.	BORE MAX	Dp	De	Df FLANGE	Dm HUB	Ø Di	F	S	P	N. FLANGE	WEIGHT kg.
14M-36S-90	48890036	36	1F	-	110	160,43	157,63	168	131	-	106	136	30	168	14,50
14M-38S-90	48890038	38	1F	-	115	169,34	166,54	183	141	-	106	136	30	172	17,50
14M-40S-90	48890040	40	1F	-	125	178,25	175,45	188	156	-	106	136	30	174	19,10
14M-44S-90	48890044	44	1F	-	140	196,08	193,82	211	169	-	106	136	30	175	23,90
TL 14M-48S-90	48890048	48	7F	3525	100	213,9	211,11	226	-	171	106	66	20	180	12,70
TL 14M-50S-90	48890050	50	7F	3525	100	222,82	220,02	240	-	180	106	66	20	169	14,50
TL 14M-56S-90	48890056	56	7F	3525	100	249,55	246,76	256	-	207	106	66	20	182	19,00
TL 14M-60S-90	48890060	60	6	3525	100	267,38	264,58	-	-	224	106	66	20	-	22,50
TL 14M-64S-90	48890064	64	6	3525	100	285,21	282,41	-	-	242	106	66	20	-	24,00
TL 14M-72S-90	48890072	72	8	3525	100	320,86	318,06	-	178	278	106	66	20	-	22,60
TL 14M-80S-90	48890080	80	8	4030	115	356,51	353,71	-	215	314	106	76	15	-	27,00
TL 14M-90S-90	48890090	90	8	4030	115	401,07	398,27	-	215	360	106	76	15	-	34,10
TL 14M-112S-90	48890112	112	10	4535	125	499,11	496,31	-	215	456	106	90	8	-	46,00
TL 14M-140S-90	48890140	140	10	4535	125	623,89	621,09	-	215	581	106	90	8	-	61,00
TL 14M-168S-90	48890168	168	10	5040	130	748,66	745,87	-	267	706	106	102	2	-	90,00
TL 14M-192S-90	48890192	192	10	5040	130	855,61	852,82	-	267	812	106	102	2	-	108,50

 MATERIAL **STEEL**
C 45

 MATERIAL **CAST-IRON**

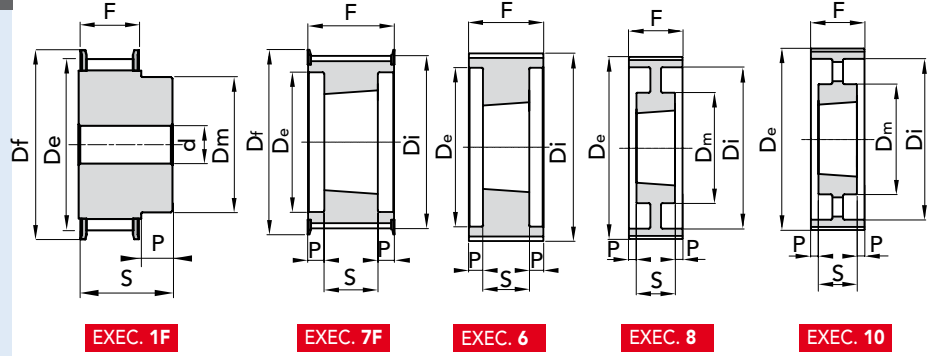
 CAD drawings available on our site
www.chiaravalli.com

 Quantity, availability and prices
 on B2B Chiaravalli




TAPER LOCK® PHOSPHATED

TYPE 14M-125



POLY CHAIN® GT® TIMING PULLEYS TYPE 14M-125

TYPE	P. NUMBER	N. TEETH	EXEC.	BUSH.	BORE MAX	Dp	De	Df FLANGE	Dm HUB	Ø Di	F	S	P	N. FLANGE	WEIGHT kg.
14M-38S-125	48892038	38	1F	-	115	169,34	166,54	183	141	-	141	161	20	172	20,30
14M-40S-125	48892040	40	1F	-	125	178,25	175,45	188	156	-	141	161	20	174	23,00
14M-44S-125	48892044	44	1F	-	140	196,08	193,82	211	169	-	141	161	20	175	28,80
14M-48S-125	48892048	48	1F	-	160	213,9	211,11	226	185	-	141	161	20	180	34,60
TL 14M-50S-125	48892050	50	7F	3525	100	222,82	220,02	240	-	180	141	65	38	169	16,80
TL 14M-56S-125	48892056	56	7F	3525	100	249,55	246,76	256	-	207	141	65	38	182	21,60
TL 14M-60S-125	48892060	60	6	4030	115	267,38	264,58	-	-	224	141	76	32,5	-	25,60
TL 14M-64S-125	48892064	64	6	4030	115	285,21	282,41	-	-	242	141	76	32,5	-	29,70
TL 14M-72S-125	48892072	72	8	4030	115	320,86	318,06	-	215	278	141	76	32,5	-	30,00
TL 14M-80S-125	48892080	80	8	4030	125	356,51	353,71	-	215	314	141	76	32,5	-	33,40
TL 14M-90S-125	48892090	90	8	4030	115	401,07	398,27	-	215	360	141	76	32,5	-	39,40
TL 14M-112S-125	48892112	112	10	4535	125	499,11	496,31	-	215	456	141	89	26	-	56,00
TL 14M-140S-125	48892140	140	10	4535	125	623,89	621,09	-	215	581	141	89	26	-	73,00
TL 14M-168S-125	48892168	168	10	5040	125	748,66	745,87	-	267	706	141	102	19,5	-	101,00
TL 14M-192S-125	48892192	192	10	5040	125	855,61	852,82	-	267	802	141	102	19,5	-	121,50

MATERIAL **CAST-IRON**

CAD drawings available on our site
www.chiaravalli.com

Quantity, availability and prices
 on B2B Chiaravalli

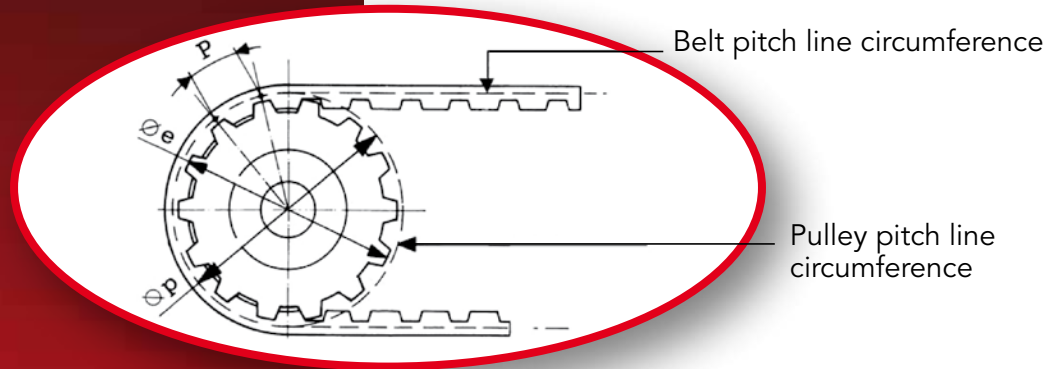


The images do not identify the products.



"T" METRIC EXECUTIONS TIMING PULLEYS

DIMENSIONAL FEATURES

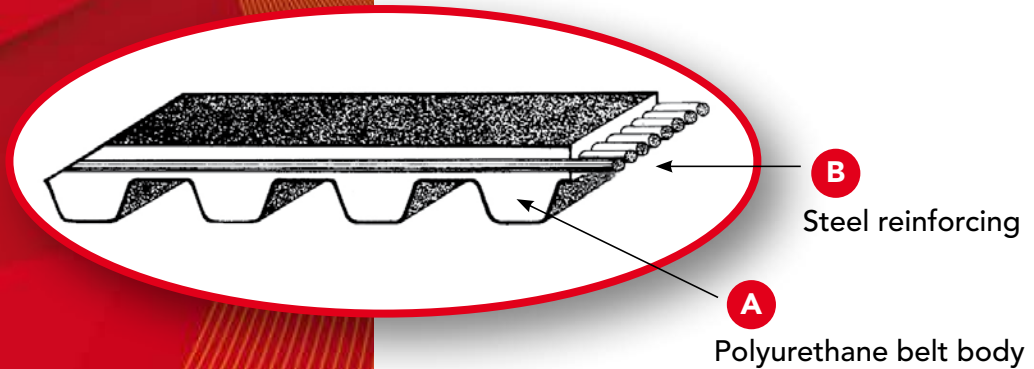


SYMBOLS

- P = Pitch
- Z = N° of teeth
- Ø p = Pulley pitch line
- Ø e = External diameter
- Lp = Pulley width
- Lc = Belt width
- Lpc = Belt pitch line length

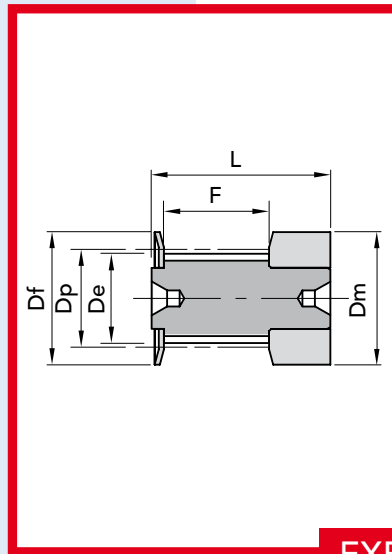
12 - T10 - 440

- 12 = Belt width in mm.
- T10 = Toothing pitch in mm.
- 440 = Pitch line length in mm.

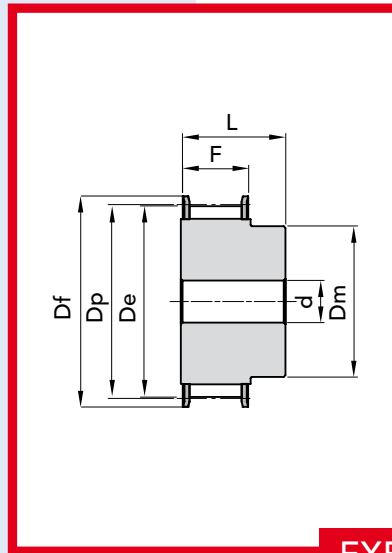


STANDARD WIDTH FOR BELTS AND SHEARING TOLERANCES

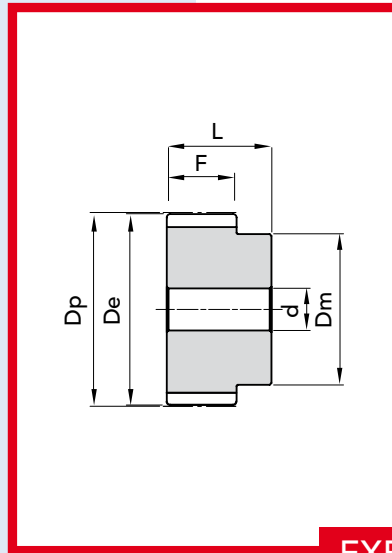
belt pitch	belt width (mm)	width tolerance (mm)
T 2.5 (2.5 mm)	6	± 0.03
T 5 (5 mm)	10 16 25	± 0.5
T 10 (10 mm)	16 25 32 50	± 0.5



EXECUTION 0F



EXECUTION 1F



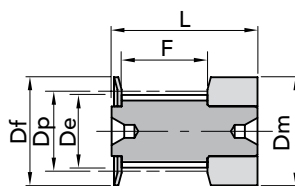
EXECUTION 2



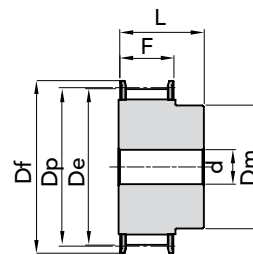
TYPE T 2.5

PITCH 2.5 mm

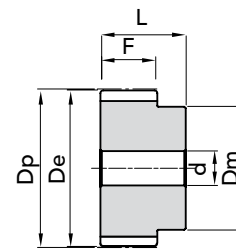
for belt width 6mm



EXEC. 0F



EXEC. 1F



EXEC. 2

TYPE	P. NUMBER	EXEC.	N. TEETH	Dp	De	Df FLANGE	Dm HUB	F	L	d	N. FLANGE	WEIGHT Kg.
16 T2,5 12	45021612	0F	12	9,60	9,00	13,0	13	9	16	-	501	0,01
16 T2,5 14	45021614	0F	14	11,20	10,60	15,0	15	9	16	-	502	0,01
16 T2,5 15	45021615	0F	15	12,00	11,40	15,0	15	9	16	-	502	0,01
16 T2,5 16	45021616	0F	16	12,80	12,20	16,0	16	9	16	-	503	0,01
16 T2,5 18	45021618	1F	18	14,40	13,80	17,5	10	10	16	-	504	0,01
16 T2,5 19	45021619	1F	19	15,20	14,60	20,0	10	10	16	-	505	0,01
16 T2,5 20	45021620	1F	20	16,00	15,40	20,0	11	10	16	-	505	0,01
16 T2,5 22	45021622	1F	22	17,60	17,00	22,0	11	10	16	-	512	0,01
16 T2,5 24	45021624	1F	24	19,15	18,55	22,0	12	10	16	4	512	0,01
16 T2,5 25	45021625	1F	25	19,95	19,35	25,0	13	10	16	4	506	0,01
16 T2,5 26	45021626	1F	26	20,75	20,15	26,0	14	10	16	4	507	0,01
16 T2,5 28	45021628	1F	28	22,35	21,75	26,0	14	10	16	4	507	0,02
16 T2,5 30	45021630	1F	30	23,95	23,35	26,0	16	10	16	6	508	0,02
16 T2,5 32	45021632	1F	32	25,55	24,95	32,0	16	10	16	6	509	0,02
16 T2,5 36	45021636	1F	36	28,75	28,10	36,0	20	10	16	6	510	0,03
16 T2,5 40	45021640	1F	40	31,90	31,30	38,0	22	10	16	6	511	0,03
16 T2,5 44	45021644	2	44	35,10	34,50	-	24	10	16	6	-	0,04
16 T2,5 48	45021648	2	48	38,30	37,70	-	26	10	16	6	-	0,05
16 T2,5 60	45021660	2	60	47,85	47,25	-	34	10	16	8	-	0,07

MATERIAL ALUMINIUM

T20 pitch pulleys are manufactured on request.

CAD drawings available on our site
www.chiaravalli.com

Quantity, availability and prices
 on B2B Chiaravalli



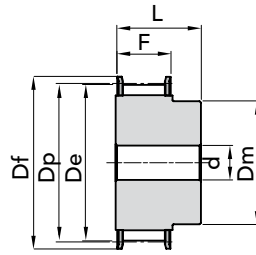


"T" METRIC TIMING PULLEYS

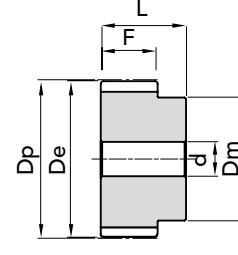
TYPE T 5

PITCH 5 mm

for belt width 10mm



EXEC. 1F



EXEC. 2

"T" METRIC TIMING PULLEYS TYPE T 5 (PITCH 5mm)

TYPE	P. NUMBER	EXEC.	N. TEETH	Dp	De	Df FLANGE	Dm HUB	F	L	d	N. FLANGE	WEIGHT Kg.
21 T5 10	45052110	1F	10	15,92	15,05	19,5	8	15	21	-	3	0,01
21 T5 12	45052112	1F	12	19,10	18,25	23,0	11	15	21	-	1	0,01
21 T5 14	45052114	1F	14	22,29	21,45	25,0	13	15	21	-	2	0,02
21 T5 15	45052115	1F	15	23,88	23,05	28,0	16	15	21	6	4	0,02
21 T5 16	45052116	1F	16	25,47	24,60	32,0	18	15	21	6	5	0,03
21 T5 18	45052118	1F	18	28,65	27,80	32,0	20	15	21	6	6	0,03
21 T5 19	45052119	1F	19	30,25	29,40	36,0	22	15	21	6	8	0,04
21 T5 20	45052120	1F	20	31,83	31,00	36,0	23	15	21	6	8	0,04
21 T5 22	45052122	1F	22	35,02	34,15	38,0	24	15	21	6	9	0,05
21 T5 24	45052124	1F	24	38,21	37,40	42,0	26	15	21	6	13	0,06
21 T5 25	45052125	1F	25	29,80	38,95	44,0	26	15	21	6	12	0,06
21 T5 26	45052126	1F	26	41,39	40,60	44,0	26	15	21	6	12	0,06
21 T5 27	45052127	1F	27	42,98	42,20	48,0	30	15	21	8	11	0,07
21 T5 28	45052128	1F	28	44,58	43,75	48,0	32	15	21	8	11	0,07
21 T5 30	45052130	1F	30	47,76	46,95	51,0	34	15	21	8	16	0,07
21 T5 32	45052132	1F	32	50,94	50,10	54,0	38	15	21	8	18	0,09
21 T5 36	45052136	1F	36	57,31	56,45	64,0	38	15	21	8	23	0,11
21 T5 40	45052140	1F	40	63,66	62,85	66,5	40	15	21	8	24	0,14
21 T5 42	45052142	1F	42	66,86	66,00	70,0	40	15	21	8	26	0,18
21 T5 44	45052144	2	44	70,05	69,20	-	45	15	21	8	-	0,18
21 T5 48	45052148	2	48	76,42	75,55	-	50	15	21	8	-	0,20
21 T5 60	45052160	2	60	95,52	94,65	-	65	15	21	8	-	0,31

MATERIAL ALUMINIUM

T20 pitch pulleys are manufactured on request.

CAD drawings available on our site www.chiaravalli.com

Quantity, availability and prices on B2B Chiaravalli

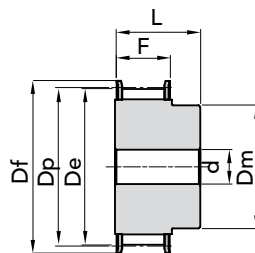




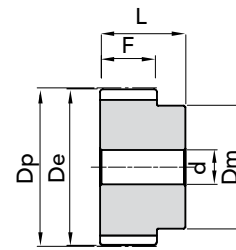
TYPE T 5

PITCH 5 mm

for belt width 16mm



EXEC. 1F



EXEC. 2

TYPE	P. NUMBER	EXEC.	N. TEETH	Dp	De	Df FLANGE	Dm HUB	F	L	d	N. FLANGE	WEIGHT kg.
27 T5 10	45052710	1F	10	15,92	15,05	19,5	8	21	27	-	3	0,02
27 T5 12	45052712	1F	12	19,10	18,25	23,0	11	21	27	-	1	0,02
27 T5 14	45052714	1F	14	22,29	21,45	25,0	13	21	27	-	2	0,03
27 T5 15	45052715	1F	15	23,88	23,05	28,0	16	21	27	6	4	0,03
27 T5 16	45052716	1F	16	25,47	24,60	32,0	18	21	27	6	5	0,04
27 T5 18	45052718	1F	18	28,65	27,80	32,0	20	21	27	6	6	0,04
27 T5 19	45052719	1F	19	30,25	29,40	36,0	22	21	27	6	8	0,05
27 T5 20	45052720	1F	20	31,83	31,00	36,0	23	21	27	6	8	0,06
27 T5 22	45052722	1F	22	35,02	34,15	38,0	24	21	27	6	9	0,06
27 T5 24	45052724	1F	24	38,21	37,40	42,0	26	21	27	6	13	0,08
27 T5 25	45052725	1F	25	39,80	38,95	44,0	26	21	27	6	12	0,08
27 T5 26	45052726	1F	26	41,39	40,60	44,0	26	21	27	6	12	0,09
27 T5 27	45052727	1F	27	42,98	42,20	48,0	30	21	27	8	11	0,09
27 T5 28	45052728	1F	28	44,58	43,75	48,0	32	21	27	8	11	0,09
27 T5 30	45052730	1F	30	47,76	46,95	51,0	34	21	27	8	16	0,10
27 T5 32	45052732	1F	32	50,94	50,10	54,0	38	21	27	8	18	0,12
27 T5 36	45052736	1F	36	57,31	56,45	64,0	38	21	27	8	23	0,16
27 T5 40	45052740	1F	40	63,66	62,85	66,5	40	21	27	8	24	0,19
27 T5 42	45052742	1F	42	66,86	66,00	70,0	40	21	27	8	26	0,20
27 T5 44	45052744	2	44	70,05	69,20	-	45	21	27	8	-	0,23
27 T5 48	45052748	2	48	76,42	75,55	-	50	21	27	8	-	0,28
27 T5 60	45052760	2	60	95,52	94,65	-	65	21	27	8	-	0,43

MATERIAL ALUMINIUM

T20 pitch pulleys are manufactured on request.

CAD drawings available on our site
www.chiaravalli.com

Quantity, availability and prices
 on B2B Chiaravalli



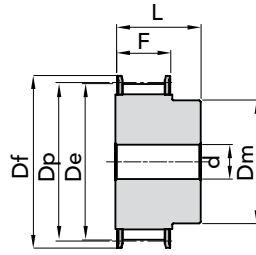


"T" METRIC TIMING PULLEYS

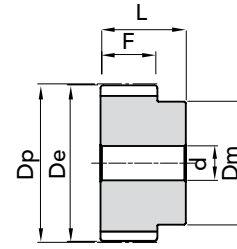
TYPE T 5

PITCH 5 mm

for belt width 25mm



EXEC. 1F



EXEC. 2

TYPE	P. NUMBER	EXEC.	N. TEETH	Dp	De	Df FLANGE	Dm HUB	F	L	d	N. FLANGE	WEIGHT Kg.
36 T5 10	45053610	1F	10	15,92	15,05	19,5	8	30	36	-	3	0,02
36 T5 12	45053612	1F	12	19,10	18,25	23,0	11	30	36	-	1	0,03
36 T5 14	45053614	1F	14	22,29	21,45	25,0	13	30	36	-	2	0,04
36 T5 15	45053615	1F	15	23,88	23,05	28,0	16	30	36	6	4	0,04
36 T5 16	45053616	1F	16	25,47	24,60	32,0	18	30	36	6	5	0,05
36 T5 18	45053618	1F	18	28,65	27,80	32,0	20	30	36	6	6	0,06
36 T5 19	45053619	1F	19	30,25	29,40	36,0	22	30	36	6	8	0,07
36 T5 20	45053620	1F	20	31,83	31,00	36,0	23	30	36	6	8	0,08
36 T5 22	45053622	1F	22	35,02	34,15	38,0	24	30	36	6	9	0,08
36 T5 24	45053624	1F	24	38,21	37,40	42,0	26	30	36	8	13	0,11
36 T5 25	45053625	1F	25	39,80	38,95	44,0	26	30	36	8	12	0,12
36 T5 26	45053626	1F	26	41,39	40,60	44,0	26	30	36	8	12	0,12
36 T5 27	45053627	1F	27	42,98	42,20	48,0	30	30	36	8	11	0,13
36 T5 28	45053628	1F	28	44,58	43,75	48,0	32	30	36	8	11	0,14
36 T5 30	45053630	1F	30	47,76	46,95	51,0	34	30	36	8	16	0,15
36 T5 32	45053632	1F	32	50,94	50,10	54,0	38	30	36	8	18	0,18
36 T5 36	45053636	1F	36	57,31	56,45	64,0	38	30	36	8	23	0,23
36 T5 40	45053640	1F	40	63,66	62,85	66,5	40	30	36	8	24	0,28
36 T5 42	45053642	1F	42	66,86	66,00	70,0	40	30	36	8	26	0,29
36 T5 44	45053644	2	44	70,05	69,20	-	45	30	36	8	-	0,31
36 T5 48	45053648	2	48	76,42	75,55	-	50	30	36	8	-	0,40
36 T5 60	45053660	2	60	95,52	94,65	-	65	30	36	8	-	0,61

"T" METRIC TIMING PULLEYS TYPE T 5 (PITCH 5mm)

MATERIAL ALUMINIUM

T20 pitch pulleys are manufactured on request.

CAD drawings available on our site www.chiaravalli.com

Quantity, availability and prices on B2B Chiaravalli



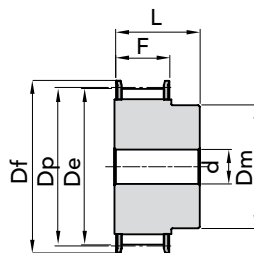
The images do not identify the products.



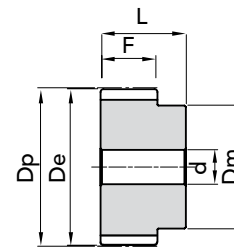
TYPE T 10

PITCH 10 mm

for belt width 16mm



EXEC. 1F



EXEC. 2

TYPE	P. NUMBER	EXEC.	N. TEETH	Dp	De	Df FLANGE	Dm HUB	F	L	d	N. FLANGE	WEIGHT Kg.
31 T10 12	45103112	1F	12	38,20	36,35	42,0	28	21	31	6	13	0,08
31 T10 14	45103114	1F	14	44,56	42,70	48,0	32	21	31	8	11	0,10
31 T10 15	45103115	1F	15	47,75	45,90	51,0	32	21	31	8	16	0,12
31 T10 16	45103116	1F	16	50,93	49,10	54,0	35	21	31	8	18	0,13
31 T10 18	45103118	1F	18	57,29	55,45	60,0	40	21	31	8	21	0,17
31 T10 19	45103119	1F	19	60,48	58,65	66,0	44	21	31	8	24	0,18
31 T10 20	45103120	1F	20	63,66	61,80	66,0	46	21	31	8	24	0,21
31 T10 22	45103122	1F	22	70,03	68,20	75,0	52	21	31	8	27	0,25
31 T10 24	45103124	1F	24	76,39	74,55	83,0	58	21	31	8	29	0,29
31 T10 25	45103125	1F	25	79,58	77,75	83,0	60	21	31	8	29	0,31
31 T10 26	45103126	1F	26	82,76	80,90	87,0	60	21	31	8	31	0,36
31 T10 27	45103127	1F	27	85,95	84,10	91,0	60	21	31	8	32	0,37
31 T10 28	45103128	1F	28	89,12	87,25	93,0	60	21	31	8	33	0,40
31 T10 30	45103130	1F	30	95,49	93,65	97,0	60	21	31	8	35	0,44
31 T10 32	45103132	1F	32	101,86	100,00	106,0	65	21	31	10	38	0,49
31 T10 36	45103136	1F	36	114,59	112,75	119,0	70	21	31	10	43	0,62
31 T10 40	45103140	1F	40	127,32	125,45	131,0	80	21	31	10	47	0,77
31 T10 44	45103144	2	44	140,05	138,20	-	88	21	31	10	-	1,00
31 T10 48	45103148	2	48	152,78	150,95	-	95	21	31	16	-	1,10
31 T10 60	45103160	2	60	190,98	189,10	-	110	21	31	16	-	1,70

MATERIAL ALUMINIUM

T20 pitch pulleys are manufactured on request.

CAD drawings available on our site
www.chiaravalli.com

Quantity, availability and prices
 on B2B Chiaravalli



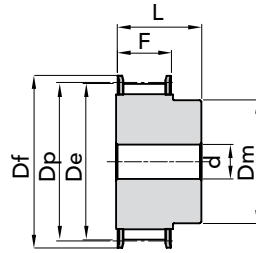


"T" METRIC TIMING PULLEYS

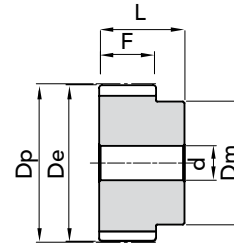
TYPE T 10

PITCH 10 mm

for belt width 25mm



EXEC. 1F



EXEC. 2

TYPE	P. NUMBER	EXEC.	N. TEETH	Dp	De	Df FLANGE	Dm HUB	F	L	d	N. FLANGE	WEIGHT kg.
40 T10 12	45104012	1F	12	38,20	36,35	42,0	28	30	40	6	13	0,10
40 T10 14	45104014	1F	14	44,56	42,70	48,0	32	30	40	8	11	0,13
40 T10 15	45104015	1F	15	47,75	45,90	51,0	32	30	40	8	16	0,15
40 T10 16	45104016	1F	16	50,93	49,10	54,0	35	30	40	8	18	0,18
40 T10 18	45104018	1F	18	57,29	55,45	60,0	40	30	40	8	21	0,22
40 T10 19	45104019	1F	19	60,48	58,65	66,0	44	30	40	8	24	0,25
40 T10 20	45104020	1F	20	63,66	61,80	66,0	46	30	40	8	24	0,28
40 T10 22	45104022	1F	22	70,03	68,20	75,0	52	30	40	8	27	0,34
40 T10 24	45104024	1F	24	76,39	74,55	83,0	58	30	40	8	29	0,39
40 T10 25	45104025	1F	25	79,58	77,75	83,0	60	30	40	8	29	0,42
40 T10 26	45104026	1F	26	82,76	80,90	87,0	60	30	40	8	31	0,48
40 T10 27	45104027	1F	27	85,95	84,10	91,0	60	30	40	8	32	0,54
40 T10 28	45104028	1F	28	89,12	87,25	93,0	60	30	40	8	33	0,55
40 T10 30	45104030	1F	30	95,49	93,65	97,0	60	30	40	8	35	0,64
40 T10 32	45104032	1F	32	101,86	100,00	106,0	65	30	40	10	38	0,69
40 T10 36	45104036	1F	36	114,59	112,75	119,0	70	30	40	10	43	0,87
40 T10 40	45104040	1F	40	127,32	125,45	131,0	80	30	40	10	47	1,07
40 T10 44	45104044	2	44	140,05	138,20	-	88	30	40	10	-	1,35
40 T10 48	45104048	2	48	152,78	150,95	-	95	30	40	16	-	1,52
40 T10 60	45104060	2	60	190,98	189,15	-	110	30	40	16	-	2,34

"T" METRIC TIMING PULLEYS TYPE T 10 (PITCH 10mm)

MATERIAL ALUMINIUM

T20 pitch pulleys are manufactured on request.

CAD drawings available on our site www.chiaravalli.com

Quantity, availability and prices on B2B Chiaravalli



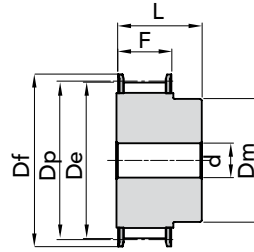
The images do not identify the products.



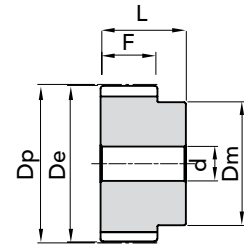
TYPE T 10

PITCH 10 mm

for belt width 32mm



EXEC. 1F



EXEC. 2

TYPE	P. NUMBER	EXEC.	N. TEETH	Dp	De	Df FLANGE	Dm HUB	F	L	d	N. FLANGE	WEIGHT Kg.
47 T10 18	45104718	1F	18	57,29	55,45	60,0	40	37	47	10	21	0,25
47 T10 19	45104719	1F	19	60,48	58,60	66,0	44	37	47	10	24	0,29
47 T10 20	45104720	1F	20	63,66	61,80	66,0	46	37	47	12	24	0,32
47 T10 22	45104722	1F	22	70,03	68,20	75,0	52	37	47	12	27	0,39
47 T10 24	45104724	1F	24	76,39	74,55	83,0	58	37	47	12	29	0,47
47 T10 25	45104725	1F	25	79,58	77,75	83,0	60	37	47	12	29	0,53
47 T10 26	45104726	1F	26	82,76	80,90	87,0	60	37	47	12	31	0,56
47 T10 27	45104727	1F	27	85,95	84,10	91,0	60	37	47	12	32	0,60
47 T10 28	45104728	1F	28	89,12	87,25	93,0	60	37	47	12	33	0,64
47 T10 30	45104730	1F	30	95,49	93,65	97,0	60	37	47	12	35	0,74
47 T10 32	45104732	1F	32	101,86	100,00	106,0	65	37	47	12	38	0,84
47 T10 36	45104736	1F	36	114,59	112,75	119,0	70	37	47	16	43	1,06
47 T10 40	45104740	1F	40	127,32	125,45	131,0	80	37	47	16	47	1,32
47 T10 44	45104744	2	44	140,05	138,20	-	88	37	47	16	-	1,61
47 T10 48	45104748	2	48	152,78	150,95	-	95	37	47	16	-	1,93
47 T10 60	45104760	2	60	190,98	189,10	-	110	37	47	16	-	3,00

MATERIAL ALUMINIUM

T20 pitch pulleys are manufactured on request.

CAD drawings available on our site
www.chiaravalli.com

Quantity, availability and prices
 on B2B Chiaravalli



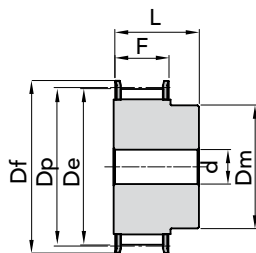


"T" METRIC TIMING PULLEYS

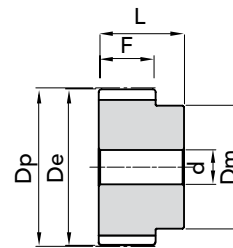
TYPE T 10

PITCH 10 mm

for belt width 50mm



EXEC. 1F



EXEC. 2

TYPE	P. NUMBER	EXEC.	N. TEETH	Dp	De	Df FLANGE	Dm HUB	F	L	d	N. FLANGE	WEIGHT Kg.
66 T10 18	45106618	1F	18	57,29	55,45	60,0	40	56	66	10	21	0,42
66 T10 19	45106619	1F	19	60,48	58,65	66,0	44	56	66	10	24	0,47
66 T10 20	45106620	1F	20	63,66	61,80	66,0	46	56	66	12	24	0,52
66 T10 22	45106622	1F	22	70,03	68,20	75,0	52	56	66	12	27	0,57
66 T10 24	45106624	1F	24	76,39	74,55	83,0	58	56	66	12	29	0,74
66 T10 25	45106625	1F	25	79,58	77,70	83,0	60	56	66	12	29	0,77
66 T10 26	45106626	1F	26	82,76	80,90	87,0	60	56	66	12	31	0,82
66 T10 27	45106627	1F	27	85,95	84,10	91,0	60	56	66	12	32	0,95
66 T10 28	45106628	1F	28	89,12	87,25	93,0	60	56	66	12	33	0,96
66 T10 30	45106630	1F	30	95,49	93,65	97,0	60	56	66	12	35	1,17
66 T10 32	45106632	1F	32	101,86	100,00	106,0	65	56	66	12	38	1,30
66 T10 36	45106636	1F	36	114,59	112,75	119,0	70	56	66	16	43	1,64
66 T10 40	45106640	1F	40	127,32	125,45	131,0	80	56	66	16	47	2,00
66 T10 44	45106644	2	44	140,05	138,20	-	88	56	66	16	-	2,36
66 T10 48	45106648	2	48	152,78	150,95	-	95	56	66	16	-	2,83
66 T10 60	45106660	2	60	190,98	189,10	-	110	56	66	16	-	4,37

"T" METRIC TIMING PULLEYS TYPE T 10 (PITCH 10mm)

MATERIAL ALUMINIUM

T20 pitch pulleys are manufactured on request.

CAD drawings available on our site www.chiaravalli.com

Quantity, availability and prices on B2B Chiaravalli

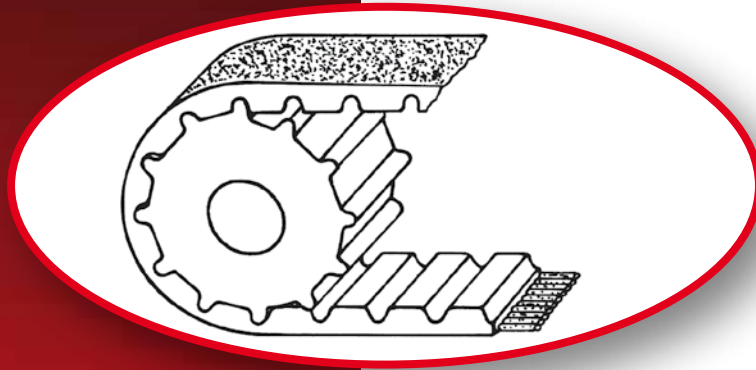


The images do not identify the products.



"CT" METRIC TIMING PULLEYS

DIMENSIONAL FEATURES

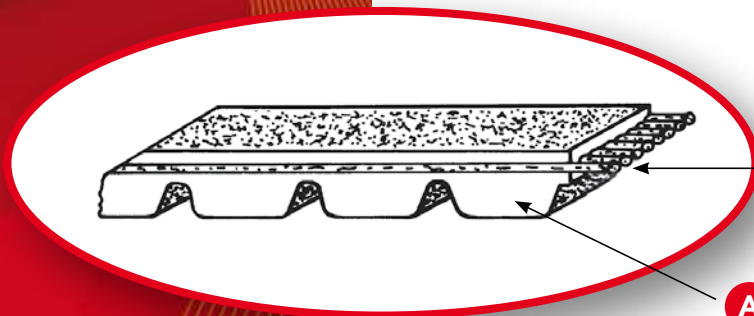


SYMBOLS

- P = Pitch
- Z = N° of teeth
- $\varnothing p$ = Pulley pitch line
- $\varnothing e$ = External diameter
- Lp = Pulley width
- Lc = Belt width
- Lpc = Belt pitch line length

16 - AT10 - 440

- 16 = Belt width in mm.
- AT10 = Toothing pitch in mm.
- 440 = Pitch line length in mm.



B
Steel reinforcing

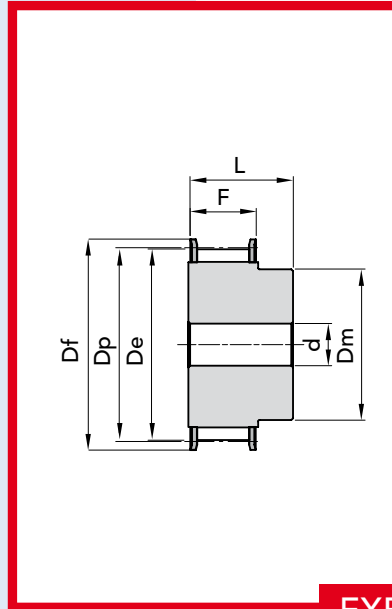
A
Polyurethane belt body

N.B.

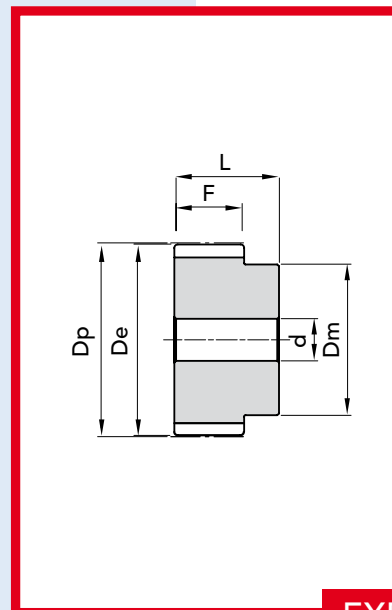
The "AT" profile represents an optimised version of the 'T' metric pitch, ensures enhanced belt meshing with subsequent reduced noise levels, the power transmitted is greater than ~ 30% compared with the 'T' version.

FIELDS OF APPLICATION:

machine tools, electrical household appliances, textile machines, packing machines, typewriters, sewing machines, etc.



EXECUTION 1F



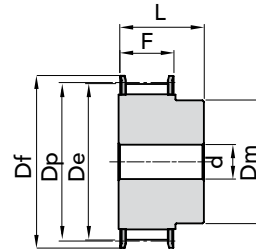
EXECUTION 2



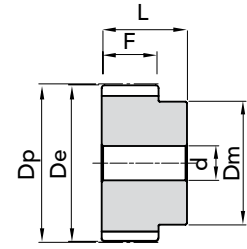
TYPE CT 5

PITCH 5 mm

for belt width 10mm



EXEC. 1F



EXEC. 2

TYPE	P. NUMBER	EXEC.	N. TEETH	Dp	De	Df FLANGE	Dm HUB	F	L	d	N. FLANGE	WEIGHT Kg.
21 CT 5 Z 12	46052112	1F	12	19,10	17,85	23,0	11	15	21	-	1	0,01
21 CT 5 Z 14	46052114	1F	14	22,29	21,05	25,0	13	15	21	-	2	0,02
21 CT 5 Z 15	46052115	1F	15	23,88	22,65	28,0	16	15	21	6	4	0,02
21 CT 5 Z 16	46052116	1F	16	25,47	24,20	32,0	18	15	21	6	5	0,03
21 CT 5 Z 18	46052118	1F	18	28,65	27,40	32,0	20	15	21	6	6	0,03
21 CT 5 Z 19	46052119	1F	19	30,25	29,00	36,0	22	15	21	6	8	0,04
21 CT 5 Z 20	46052120	1F	20	31,83	30,60	36,0	23	15	21	6	8	0,04
21 CT 5 Z 22	46052122	1F	22	35,02	33,85	38,0	24	15	21	6	9	0,05
21 CT 5 Z 24	46052124	1F	24	38,21	37,00	42,0	26	15	21	6	13	0,06
21 CT 5 Z 25	46052125	1F	25	39,80	38,60	44,0	26	15	21	6	12	0,06
21 CT 5 Z 26	46052126	1F	26	41,39	40,20	44,0	26	15	21	6	12	0,06
21 CT 5 Z 27	46052127	1F	27	42,98	41,80	48,0	30	15	21	8	11	0,07
21 CT 5 Z 28	46052128	1F	28	44,58	43,35	48,0	32	15	21	8	11	0,07
21 CT 5 Z 30	46052130	1F	30	47,76	46,55	51,0	34	15	21	8	16	0,07
21 CT 5 Z 32	46052132	1F	32	50,94	49,70	54,0	38	15	21	8	18	0,09
21 CT 5 Z 36	46052136	1F	36	57,31	56,05	64,0	38	15	21	8	23	0,11
21 CT 5 Z 40	46052140	1F	40	63,66	62,45	66,5	40	15	21	8	24	0,14
21 CT 5 Z 42	46052142	1F	42	66,86	65,60	70,0	40	15	21	8	26	0,18
21 CT 5 Z 44	46052144	2	44	70,05	68,80	-	45	15	21	8	-	0,18
21 CT 5 Z 48	46052148	2	48	76,42	75,15	-	50	15	21	8	-	0,20
21 CT 5 Z 60	46052160	2	60	95,52	94,25	-	65	15	21	8	-	0,31

MATERIAL **ALUMINIUM**

CT 20 pitch pulleys are manufactured on request.

CAD drawings available on our site
www.chiaravalli.com

Quantity, availability and prices
 on B2B Chiaravalli

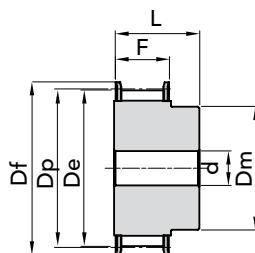




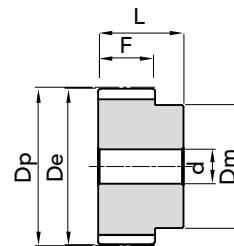
TYPE CT 5

PITCH 5 mm

for belt width 16mm



EXEC. 1F



EXEC. 2

TYPE	P. NUMBER	EXEC.	N. TEETH	Dp	De	Df FLANGE	Dm HUB	F	L	d	N. FLANGE	WEIGHT Kg.
27 CT 5 Z 12	46052712	1F	12	19,10	17,85	23,0	11	21	27	-	1	0,02
27 CT 5 Z 14	46052714	1F	14	22,29	21,05	25,0	13	21	27	-	2	0,03
27 CT 5 Z 15	46052715	1F	15	23,88	22,65	28,0	16	21	27	6	4	0,03
27 CT 5 Z 16	46052716	1F	16	25,47	24,20	32,0	18	21	27	6	5	0,04
27 CT 5 Z 18	46052718	1F	18	28,65	27,40	32,0	20	21	27	6	6	0,04
27 CT 5 Z 19	46052719	1F	19	30,25	29,00	36,0	22	21	27	6	8	0,05
27 CT 5 Z 20	46052720	1F	20	31,83	30,60	36,0	23	21	27	6	8	0,06
27 CT 5 Z 22	46052722	1F	22	35,02	33,85	38,0	24	21	27	6	9	0,06
27 CT 5 Z 24	46052724	1F	24	38,21	37,00	42,0	26	21	27	6	13	0,08
27 CT 5 Z 25	46052725	1F	25	39,80	38,60	44,0	26	21	27	6	12	0,08
27 CT 5 Z 26	46052726	1F	26	41,39	40,20	44,0	26	21	27	6	12	0,09
27 CT 5 Z 27	46052727	1F	27	42,98	41,80	48,0	30	21	27	8	11	0,09
27 CT 5 Z 28	46052728	1F	28	44,58	43,35	48,0	32	21	27	8	11	0,09
27 CT 5 Z 30	46052730	1F	30	47,76	46,55	51,0	34	21	27	8	16	0,10
27 CT 5 Z 32	46052732	1F	32	50,94	49,70	54,0	38	21	27	8	18	0,12
27 CT 5 Z 36	46052736	1F	36	57,31	56,05	64,0	38	21	27	8	23	0,16
27 CT 5 Z 40	46052740	1F	40	63,66	62,45	66,5	40	21	27	8	24	0,19
27 CT 5 Z 42	46052742	1F	42	66,86	65,60	70,0	40	21	27	8	26	0,20
27 CT 5 Z 44	46052744	2	44	70,05	68,80	-	45	21	27	8	-	0,23
27 CT 5 Z 48	46052748	2	48	76,42	75,15	-	50	21	27	8	-	0,28
27 CT 5 Z 60	46052760	2	60	95,52	94,25	-	65	21	27	8	-	0,43

"CT" METRIC TIMING PULLEYS TYPE CT 5 (PITCH 5mm)

7

MATERIAL **ALUMINIUM**

CT 20 pitch pulleys are manufactured on request.

CAD drawings available on our site
www.chiaravalli.com

Quantity, availability and prices
on B2B Chiaravalli



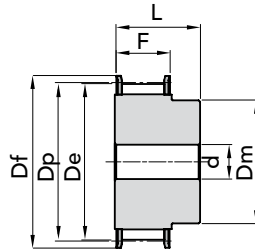
The images do not identify the products.



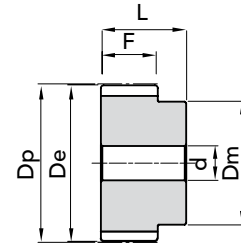
TYPE CT 5

PITCH 5 mm

for belt width 25mm



EXEC. 1F



EXEC. 2

TYPE	P. NUMBER	EXEC.	N. TEETH	Dp	De	Df FLANGE	Dm HUB	F	L	d	N. FLANGE	WEIGHT Kg.
36 CT 5 Z 12	46053612	1F	12	19,10	17,85	23,0	11	30	36	-	1	0,03
36 CT 5 Z 14	46053614	1F	14	22,29	21,05	25,0	13	30	36	-	2	0,04
36 CT 5 Z 15	46053615	1F	15	23,88	22,65	28,0	16	30	36	6	4	0,04
36 CT 5 Z 16	46053616	1F	16	25,47	24,20	32,0	18	30	36	6	5	0,05
36 CT 5 Z 18	46053618	1F	18	28,65	27,40	32,0	20	30	36	6	6	0,06
36 CT 5 Z 19	46053619	1F	19	30,25	29,00	36,0	22	30	36	6	8	0,07
36 CT 5 Z 20	46053620	1F	20	31,83	30,60	36,0	23	30	36	6	8	0,08
36 CT 5 Z 22	46053622	1F	22	35,02	33,85	38,0	24	30	36	6	9	0,08
36 CT 5 Z 24	46053624	1F	24	38,21	37,00	42,0	26	30	36	6	13	0,11
36 CT 5 Z 25	46053625	1F	25	39,80	38,60	44,0	26	30	36	6	12	0,12
36 CT 5 Z 26	46053626	1F	26	41,39	40,20	44,0	26	30	36	6	12	0,12
36 CT 5 Z 27	46053627	1F	27	42,98	41,80	48,0	30	30	36	8	11	0,13
36 CT 5 Z 28	46053628	1F	28	44,58	43,35	48,0	32	30	36	8	11	0,14
36 CT 5 Z 30	46053630	1F	30	47,76	46,55	51,0	34	30	36	8	16	0,15
36 CT 5 Z 32	46053632	1F	32	50,94	49,70	54,0	38	30	36	8	18	0,18
36 CT 5 Z 36	46053636	1F	36	57,31	56,05	64,0	38	30	36	8	23	0,23
36 CT 5 Z 40	46053640	1F	40	63,66	62,45	66,5	40	30	36	8	24	0,28
36 CT 5 Z 42	46053642	1F	42	66,86	65,60	70,0	40	30	36	8	26	0,29
36 CT 5 Z 44	46053644	2	44	70,05	68,80	-	45	30	36	8	-	0,31
36 CT 5 Z 48	46053648	2	48	76,42	75,15	-	50	30	36	8	-	0,40
36 CT 5 Z 60	46053660	2	60	95,52	94,25	-	65	30	36	8	-	0,61

MATERIAL **ALUMINIUM**

CT 20 pitch pulleys are manufactured on request.

CAD drawings available on our site
www.chiaravalli.com

Quantity, availability and prices
 on B2B Chiaravalli



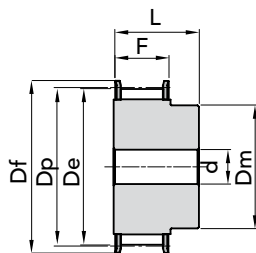


"CT" METRIC TIMING PULLEYS

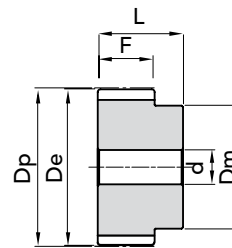
TYPE CT 10

PITCH 10 mm

for belt width 16mm



EXEC. 1F



EXEC. 2

TYPE	P. NUMBER	EXEC.	N. TEETH	Dp	De	Df FLANGE	Dm HUB	F	L	d	N. FLANGE	WEIGHT Kg.
31 CT10 15	46103115	1F	15	47,75	45,90	51	32	21	31	8	16	0,12
31 CT10 16	46103116	1F	16	50,93	49,05	54	35	21	31	8	18	0,13
31 CT10 18	46103118	1F	18	57,29	55,45	60	40	21	31	8	21	0,17
31 CT10 19	46103119	1F	19	60,48	58,60	66,5	44	21	31	8	24	0,18
31 CT10 20	46103120	1F	20	63,66	61,80	66,5	46	21	31	8	24	0,21
31 CT10 22	46103122	1F	22	70,03	68,15	75	52	21	31	8	27	0,25
31 CT10 24	46103124	1F	24	76,39	74,55	83	58	21	31	8	29	0,29
31 CT10 25	46103125	1F	25	79,58	77,70	83	60	21	31	8	29	0,31
31 CT10 26	46103126	1F	26	82,76	80,90	87	60	21	31	8	31	0,36
31 CT10 27	46103127	1F	27	85,95	84,10	91	60	21	31	8	32	0,37
31 CT10 28	46103128	1F	28	89,12	87,25	93	60	21	31	8	33	0,40
31 CT10 30	46103130	1F	30	95,49	93,65	97	60	21	31	8	35	0,44
31 CT10 32	46103132	1F	32	101,86	100,00	106	65	21	31	10	38	0,49
31 CT10 36	46103136	1F	36	114,59	112,75	119	70	21	31	10	43	0,62
31 CT10 40	46103140	1F	40	127,32	125,45	131	80	21	31	10	47	0,77
31 CT10 44	46103144	2	44	140,05	138,20	-	88	21	31	10	-	1,00
31 CT10 48	46103148	2	48	152,78	150,95	-	95	21	31	16	-	1,10
31 CT10 60	46103160	2	60	190,98	189,10	-	110	21	31	16	-	1,70

"CT" METRIC TIMING PULLEYS TYPE CT 10 (PITCH 10mm)

MATERIAL ALUMINIUM

CT 20 pitch pulleys are manufactured on request.

CAD drawings available on our site www.chiaravalli.com

Quantity, availability and prices on B2B Chiaravalli



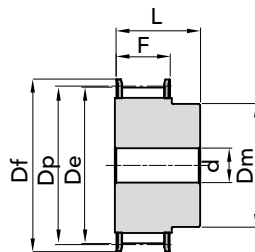
The images do not identify the products.



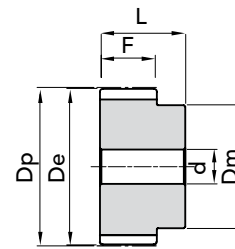
TYPE **CT 10**

PITCH 10 mm

for belt width 25mm



EXEC. 1F



EXEC. 2

TYPE	P. NUMBER	EXEC.	N. TEETH	Dp	De	Df FLANGE	Dm HUB	F	L	d	N. FLANGE	WEIGHT Kg.
40 CT10 15	46104015	1F	15	47,75	45,90	51	32	30	40	8	16	0,15
40 CT10 16	46104016	1F	16	50,93	49,05	54	35	30	40	8	18	0,18
40 CT10 18	46104018	1F	18	57,29	55,45	60	40	30	40	8	21	0,22
40 CT10 19	46104019	1F	19	60,48	58,60	66,5	44	30	40	8	24	0,25
40 CT10 20	46104020	1F	20	63,66	61,80	66,5	46	30	40	8	24	0,28
40 CT10 22	46104022	1F	22	70,03	68,15	75	52	30	40	8	27	0,34
40 CT10 24	46104024	1F	24	76,39	74,55	83	58	30	40	8	29	0,39
40 CT10 25	46104025	1F	25	79,58	77,70	83	60	30	40	8	29	0,42
40 CT10 26	46104026	1F	26	82,76	80,90	87	60	30	40	8	31	0,48
40 CT10 27	46104027	1F	27	85,95	84,10	91	60	30	40	8	32	0,54
40 CT10 28	46104028	1F	28	89,12	87,25	93	60	30	40	8	33	0,55
40 CT10 30	46104030	1F	30	95,49	93,65	97	60	30	40	8	35	0,64
40 CT10 32	46104032	1F	32	101,86	100,00	106	65	30	40	10	38	0,69
40 CT10 36	46104036	1F	36	114,59	112,75	119	70	30	40	10	43	0,87
40 CT10 40	46104040	1F	40	127,32	125,45	131	80	30	40	10	47	1,07
40 CT10 44	46104044	2	44	140,05	138,20	-	88	30	40	10	-	1,35
40 CT10 48	46104048	2	48	152,78	150,95	-	95	30	40	16	-	1,52
40 CT10 60	46104060	2	60	190,98	189,10	-	110	30	40	16	-	2,34

MATERIAL **ALUMINIUM**

CT 20 pitch pulleys are manufactured on request.

CAD drawings available on our site
www.chiaravalli.com

Quantity, availability and prices
 on B2B Chiaravalli



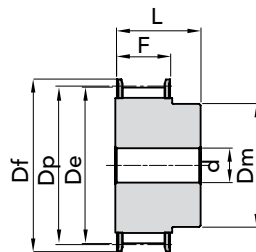


"CT" METRIC TIMING PULLEYS

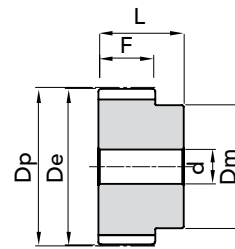
TYPE **CT 10**

PITCH 10 mm

for belt width 32mm



EXEC. 1F



EXEC. 2

TYPE	P. NUMBER	EXEC.	N. TEETH	Dp	De	Df FLANGE	Dm HUB	F	L	d	N. FLANGE	WEIGHT Kg.
47 CT10 18	46104718	1F	18	57,29	55,45	60	40	37	47	10	21	0,25
47 CT10 19	46104719	1F	19	60,48	58,60	66,5	44	37	47	10	24	0,29
47 CT10 20	46104720	1F	20	63,66	61,80	66,5	46	37	47	12	24	0,32
47 CT10 22	46104722	1F	22	70,03	68,15	75	52	37	47	12	27	0,39
47 CT10 24	46104724	1F	24	76,39	74,55	83	58	37	47	12	29	0,47
47 CT10 25	46104725	1F	25	79,58	77,70	83	60	37	47	12	29	0,53
47 CT10 26	46104726	1F	26	82,76	80,90	87	60	37	47	12	31	0,56
47 CT10 27	46104727	1F	27	85,95	84,10	91	60	37	47	12	32	0,60
47 CT10 28	46104728	1F	28	89,12	87,25	93	60	37	47	12	33	0,64
47 CT10 30	46104730	1F	30	95,49	93,65	97	60	37	47	12	35	0,74
47 CT10 32	46104732	1F	32	101,86	100,00	106	65	37	47	12	38	0,84
47 CT10 36	46104736	1F	36	114,59	112,75	119	70	37	47	16	43	1,06
47 CT10 40	46104740	1F	40	127,32	125,45	131	80	37	47	16	47	1,32
47 CT10 44	46104744	2	44	140,05	138,20	-	88	37	47	16	-	1,61
47 CT10 48	46104748	2	48	152,78	150,95	-	95	37	47	16	-	1,93
47 CT10 60	46104760	2	60	190,98	189,10	-	110	37	47	16	-	3,00

"CT" METRIC TIMING PULLEYS TYPE CT 10 (PITCH 10mm)

MATERIAL **ALUMINIUM**

CT 20 pitch pulleys are manufactured on request.

CAD drawings available on our site www.chiaravalli.com

Quantity, availability and prices on B2B Chiaravalli



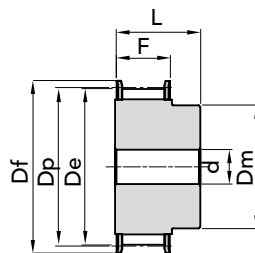
The images do not identify the products.



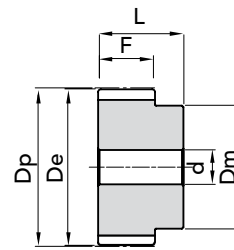
TYPE CT 10

PITCH 10 mm

for belt width 50mm



EXEC. 1F



EXEC. 2

TYPE	P. NUMBER	EXEC.	N. TEETH	Dp	De	Df FLANGE	Dm HUB	F	L	d	N. FLANGE	WEIGHT Kg.
66 CT10 18	46106618	1F	18	57,29	55,45	60	40	56	66	10	21	0,42
66 CT10 19	46106619	1F	19	60,48	58,60	66,5	44	56	66	10	24	0,47
66 CT10 20	46106620	1F	20	63,66	61,80	66,5	46	56	66	12	24	0,52
66 CT10 22	46106622	1F	22	70,03	68,15	75	52	56	66	12	27	0,57
66 CT10 24	46106624	1F	24	76,39	74,55	83	58	56	66	12	29	0,74
66 CT10 25	46106625	1F	25	79,58	77,70	83	60	56	66	12	29	0,77
66 CT10 26	46106626	1F	26	82,76	80,90	87	60	56	66	12	31	0,82
66 CT10 27	46106627	1F	27	85,95	84,10	91	60	56	66	12	32	0,95
66 CT10 28	46106628	1F	28	89,12	87,25	93	60	56	66	12	33	0,96
66 CT10 30	46106630	1F	30	95,49	93,65	97	60	56	66	12	35	1,17
66 CT10 32	46106632	1F	32	101,86	100,00	106	65	56	66	12	38	1,30
66 CT10 36	46106636	1F	36	114,59	112,75	119	70	56	66	16	43	1,64
66 CT10 40	46106640	1F	40	127,32	125,45	131	80	56	66	16	47	2,00
66 CT10 44	46106644	2	44	140,05	138,20	-	88	56	66	16	-	2,36
66 CT10 48	46106648	2	48	152,78	150,95	-	95	56	66	16	-	2,83
66 CT10 60	46106660	2	60	190,98	189,10	-	110	56	66	16	-	4,37

MATERIAL **ALUMINIUM**

CT 20 pitch pulleys are manufactured on request.

CAD drawings available on our site
www.chiaravalli.com

Quantity, availability and prices
 on B2B Chiaravalli





SPECIAL COMPONENTS MANUFACTURING

We produce high precision Gears and Special Mechanical Components.

A large and varied range of modern CNC machine tools assures large capacity production at high quality level.

Chiaravalli Group SpA co-workers, highly skilful and motivated by a great spirit of belonging to the company,

operate using the most modern CAE and CAD-CAM technologies. The production is certified and assured using three-dimensional high precision measuring machines.

Chiaravalli Group SpA your technological partner for high quality production.





PLANETARY GEARBOX

High reliability , compact volumes and easy construction are among the main characteristics of new CHIARAVALLI planetary gearboxes.

As one of the main advantages , our planetary gearboxes can be easily assembled with electric and hydraulic motors, worm gearboxes (CHM series) and input shafts.

Furthermore , they can be assembled with different output flanges or shafts, all these characteristics make them suitable for several industrial applications.

CHIARAVALLI planetary gear boxes are available in linear version (CHPL) and angular one (CHPLB).

Our range covers 11 transmission sizes, from 100 daNm up to 3500 daNm, rate reductions from 3.55:1 to 3422:1 and more with four reduction stages (these available upon request).

CHIARAVALLI planetary gearboxes are available at anti rusted treated blank surface ready to be painted.

