

Product Portfolio 2020

Pumps | Automation



Type Series Index

Amacan K	52	Hyamat K	46	RVM	70
Amacan P	53	Hyamat SVP	46	RVR	70
Amacan S	53	Hyamat SVP ECO	46	RVT	70
Amaclean	48	Hyamat V	46	RWCP / RWCN	41
Amacontrol II	74	Hya-Rain / Hya-Rain N	42		
Amacontrol III	74	Hya-Rain Eco	42	Sewabloc	55
Ama-Drainer 4../5..	47	Hya-Solo D	44	Sewatec	55
Ama-Drainer 80, 100	48	Hya-Solo D FL	45	Sewatec SPN	55
Ama-Drainer N	47	Hya-Solo D FL Compact	45	SEZ	67
Ama-Drainer-Box	49	Hya-Solo DSV	45	SEZT	67
Ama-Drainer-Box Mini	49	Hyatronic N	74	SNW	67
Amaline	54			SPY	68
Amamix	54	ILN	32	SRL	50
Ama-Porter CK Pump Station	50	ILNC	33	SRP	50
Ama-Porter F / S	48	INVCP	40	SRS	51
Amaprop	54	Ixo N	43	Surpress Feu SFE	47
Amarex	52	Ixo-Pro	43	Surpresschrom SIC.2	46
Amarex KRT	52			Surpresschrom SIC.2 SVP	47
Amarex N	52	KSB Delta Basic MVP/SVP	44	Surpresschrom SIC.2 V	47
AU	59	KSB Delta Macro F/VC/SVP	43		
AU Monobloc	59	KSB Delta Primo F/VC/SVP	44	TBC	56
		KSB Delta Solo MVP/SVP	44		
B Pump	61	KSB Delta Solo/Basic Compact MVP	44	UPA 150C	60
Beveron	68	KSB Guard	29	UPA 200, 200B, 250C	60
		KSB SuPremE	28	UPA 300, 350	60
Calio	31	KSB UMA-S	28	UPA 400-850	61
Calio S	30	KWP	55	UPA D	61
Calio Z	31	KWP-Bloc	55	UPA Control	73
Calio-Therm NC	30			UPAchrom 100 CC	60
Calio-Therm S	30	LCC-M	56	UPAchrom 100 CN	60
Calio-Therm S NC/NCV	30	LCC-R	56		
Cervomatic EDP.2	73	LCV	57	Vitacast	64
CHTA / CHTC / CHTD	65	LevelControl Basic 2	73	Vitacast Bloc	64
CHTR	40	LHD	57	Vitachrom	64
CHTRa	40	LSA-S	56	Vitalobe	65
CINCP / CINCN	40	LUV / LUVA	66	Vitaprime	64
CK 800 Pump Station	50	LUV Nuclear	69	Vitastage	65
CK 1000 Pump Station	50				
Comeo	62	Magnochem	38	WBC	56
Compacta	49	Magnochem 685	38	WKTb	66
Controlmatic E	73	Magnochem-Bloc	38	WKTR	41
Controlmatic E.2	73	MDX	57		
CPKN	37	Megabloc	35	YNK	66
CTN	39	MegaCPK	36		
		Megaline	33	ZW	58
DU / EU	72	Meganorm	35		
		MHD	57		
EDS	71	mini-Compacta	49		
Estigia	40	MK / MKY	48		
Etabloc	34	Movitec	62		
Etabloc SYT	36	Movitec H(S)I	62		
Etachrom B	34	Movitec VCI	62		
Etachrom L	34	Multi Eco	42		
Etaline	32	Multi Eco-Pro	42		
Etaline DL	31	Multi Eco-Top	43		
Etaline L	31	Multitec	63		
Etaline SYT	36	Multitec-RO	71		
Etaline Z	32				
Etaline-R	32	Omega	63		
Etanorm	33				
Etanorm SYT / RSY	36	PHZ	67		
Etanorm V	34	PNW	68		
Etanorm-R	33	PNZ	67		
Etaprime B	59	PSR	69		
Etaprime L	59	PumpDrive 2 / PumpDrive 2 Eco	28		
Etaseco / Etaseco-I	38	PumpDrive R	28		
Etaseco RVP	38	PumpMeter	29		
Evamatic-Box N	49				
EZ B/L	59	RC / RCV	71		
		RDLO	63		
FGD	57	RDLP	63		
Filtra N	43	RER	68		
		RHD	69		
HGB / HGC / HGD	65	RHM	69		
HGI	66	RHR	70		
HGM	66	Rotex	48		
HGM-RO	71	RPH	39		
HPH	35	RPHb / RPHd	39		
HPK	35	RPH-LF	39		
HPK-L	35	RPH-RO	70		
HVF	58	RPH-V	39		
Hya-Duo D FL	45	RSR	68		
Hya-Duo D FL Compact	45	RUV	69		

Our tradition:

Competence since 1871

We have supplied generations of customers worldwide with pumps, valves, automation products and services. A company with that kind of experience knows that success is a process based on a stream of innovations. A process made possible by a close working alliance between developer and user, between production and practice.

Partners achieve more together.

We do everything possible to ensure that our customers always have access to the ideal product and system solution.

KSB is a loyal partner:

- Over 147 years' experience
- Present in more than 100 countries
- More than 15,000 employees
- More than 170 service centres worldwide
- Approximately 3,000 service specialists





Smart services for maximum availability and efficiency

As a leading supplier of pumps and valves, we attach great importance to providing you with a comprehensive service of the highest quality. In fact, we believe it's so important that we even gave it a special name: KSB SupremeServ.

KSB SupremeServ is on hand to support you with classic and digital service and spare parts solutions over the entire product life cycle. Whether it's a KSB product, non-KSB product or other rotating equipment, you'll benefit from the reliable and sustainable operation of your system.

Applications:

- Water and Waste Water
- Energy
- Mining
- Industry
- Building Services

Wherever and whenever you need us, we're there for you – worldwide.

www.ksb.com

KSB SupremeServ



Our mission:

Certified quality assurance

First-class products and excellent service take top priority at KSB. To maintain this level of excellence, we have developed a modern quality management system with globally applicable guidelines. It is based on the Business Excellence model of the European Foundation for Quality Management, which already ensures improved quality management Europe-wide.

Our guidelines define uniform quality for all KSB locations and have helped us to optimise our manufacturing processes. The results are shorter delivery times and global availability of our products. These guidelines govern the way we act so comprehensively that even the competence of our consulting and the good value for money we offer are clearly stipulated. Like the 'Made in Germany' quality seal, we introduced internal certification as a sign of the highest quality: 'Made by KSB'.

Our five key goals:

- **Maximum customer satisfaction:** We do everything to fulfil our customers' wishes on time and in full.
- **Fostering quality awareness:** We put our quality commitment into daily practice – from executives to employees, whose qualifications and competence we foster through continuing training.
- **Prevention rather than cure:** We systematically analyse errors and prevent the causes.
- **Improvement in quality:** We continually optimise our processes in order to work more efficiently.
- **Involvement of suppliers:** We attach great importance to working together fairly and openly to achieve our shared goals.



As a signatory to the United Nations Global Compact, KSB is committed to endorsing the ten principles of the international community in the areas of human rights, labour standards, environmental protection and anti-corruption.





Industry 4.0: we have experience with the future

Digital networking of production systems is one of the key challenges ahead. An expert in engineering with long-standing experience in developing Industry 4.0 solutions, KSB is your ideal partner to achieve:

- Resource efficiency and optimised use of materials
- Availability and operating reliability
- Flexibility through short-term reconfigurability
- Reduction of time to market

Increase your system's productivity already today with KSB's smart products and services: Use our intelligent technologies designed to communicate, such as PumpDrive and PumpMeter, to lay a foundation for your smart factory. Find out more about our future-driven solutions at www.ksb.com/industry40

FluidFuture®: the energy-saving concept for your system

Many systems do run reliably but they also use a lot more power than necessary. The solution: efficiency optimisation with FluidFuture® in four steps. We look at the entire hydraulic system to achieve maximum energy efficiency throughout the life cycle. The optimisation costs will pay for themselves within a short period through the high energy savings that can be made.

The process and its four steps are clearly defined – based on extensive expertise and experience. This systematic and targeted approach ensures maximum savings at minimum costs. Perfectly matching the hydraulic system, drive and automation products as well as the piping dimensions can result in savings of up to 60 %.

We reduce the operating costs of your system by combining our expert knowledge with smart products and services. This is our joint contribution towards an energy-efficient future.

More on FluidFuture®:
www.ksb.com/fluidfuture



System analysis

- Creating transparency
- Determining the load profile

Selection

- Defining the system structure
- Selecting components


Commissioning

- Expert installation
- Professional commissioning


Highly efficient operation

- Intelligent pump technology
- Continuous monitoring

ENERGY-EFFICIENT PRODUCTS AND SERVICES



General Information

ErP	 <p>ErP regulations stipulating new, stricter minimum efficiency values became effective at the start of 2015. Since then, only pumps and motors which satisfy the energy efficiency requirements of the European Union's ErP Directive may be placed on the market. For KSB's products this is child's play. They are so efficient, many actually exceed the values required since 2015 – some even those applicable from 2017 as per the ErP regulations.</p>
Regional products	<p>Not all depicted products are available for sale in every country. Products only available in individual regions are indicated accordingly. Please contact your sales representative for details.</p>
Trademark rights	<p>All trademarks or company logos shown in the catalogue are protected by trademark rights owned by KSB SE & Co. KGaA and/or a KSB Group company. The absence of the "®" symbol should not be interpreted to mean that the term is not a registered trademark.</p>
Product illustrations	<p>The products illustrated as examples may include options and accessories incurring a surcharge. Subject to modifications due to technical enhancements.</p>
Product information	<p>For information as per chemicals Regulation (EC) No 1907/2006 (REACH), see www.ksb.com/reach.</p>

Pumps

Design / Application	Type series	Page	ErP	Factory-automated	Automation available	Water Transport and Water Treatment	Industry	Energy Conversion	Building Services	Solids Transport
Drinking water circulators, fixed speed	Calio-Therm S NC/NCV	30							■	
	Calio-Therm NC	30							■	
Drinking water circulators, variable speed	Calio-Therm S	30		■					■	
Circulators, variable speed	Calio S	30	■	■					■	
	Calio	31	■	■					■	
	Calio Z	31	■	■					■	
In-line pumps	Etaline L	31	■		■		■		■	
	Etaline DL	31	■		■		■		■	
	Etaline	32	■		■		■		■	
	Etaline Z	32	■		■		■		■	
	Etaline-R	32	■		■		■		■	
	ILN	32	■		■	■	■		■	
	ILNC	33	■		■	■	■		■	
	Megaline	33	■		■	■	■		■	
Standardised / close-coupled pumps	Etanorm	33	■		■	■	■	■	■	
	Etanorm-R	33	■		■	■	■	■	■	
	Etabloc	34	■		■	■	■	■	■	
	Etachrom B	34	■		■	■	■	■	■	
	Etachrom L	34	■		■	■	■	■	■	
	Etanorm V	34				■	■	■	■	
	Meganorm	35	■		■	■	■	■	■	
	Megabloc	35	■		■	■	■	■	■	
Hot water pumps	HPK-L	35			■		■	■	■	
	HPH	35			■		■	■	■	
	HPK	35			■		■	■	■	
Hot water / thermal oil pumps	Etanorm SYT / RSY	36			■		■		■	
	Etabloc SYT	36			■		■		■	
	Etaline SYT	36			■		■		■	
Standardised chemical pumps	MegaCPK	36			■		■	■		
	CPKN	37			■		■	■		
Seal-less pumps	Magnochem	38			■		■	■		
	Magnochem 685	38			■		■	■		
	Magnochem-Bloc	38			■		■	■		
	Etaseco / Etaseco-I	38			■	■	■	■	■	
	Etaseco RVP	38			■	■	■	■	■	
Process pumps	RPH	39					■	■		
	RPH-LF	39					■			
	RPHb / RPHd	39					■	■		
	RPH-V	39					■	■		
	CTN	39					■			
	CHTR	40					■	■		
	CHTRa	40				■	■	■		
	CINCP / CINCN	40					■	■		
	INVCP	40				■	■	■		
	Estigia	40				■	■	■		
	RWCP / RWCN	41				■	■	■		
	WKTR	41					■			
Rainwater harvesting systems	Hya-Rain / Hya-Rain N	42		■		■			■	
	Hya-Rain Eco	42		■		■			■	

Design / Application	Type series	Page	ErP	Factory-automated	Automation available	Water Transport and Water Treatment	Industry	Energy Conversion	Building Services	Solids Transport
Domestic water supply systems with automatic control unit / swimming pool pumps	Multi Eco	42			■	■			■	
	Multi Eco-Pro	42		■		■				
	Multi Eco-Top	43		■		■			■	
	Ixo N	43			■	■			■	
	Ixo-Pro	43		■		■			■	
	Filtra N	43							■	
Pressure booster systems	KSB Delta Macro F/VC/SVP	43		■		■	■		■	
	KSB Delta Solo/Basic Compact MVP	44		■		■			■	
	KSB Delta Basic MVP/SVP	44		■		■	■		■	
	KSB Delta Primo F/VC/SVP	44		■		■	■		■	
	KSB Delta Solo MVP/SVP	44		■		■	■		■	
	Hya-Solo D	44		■		■	■		■	
	Hya-Solo DSV	45		■		■	■		■	
	Hya-Solo D FL	45		■			■		■	
	Hya-Duo D FL	45		■			■		■	
	Hya-Solo D FL Compact	45		■			■		■	
	Hya-Duo D FL Compact	45		■			■		■	
	Hyamat K	46		■		■	■		■	
	Hyamat V	46		■		■	■		■	
	Hyamat SVP	46		■		■	■		■	
	Hyamat SVP ECO	46		■		■	■		■	
	Surpresschrom SIC.2	46		■		■	■		■	
	Surpresschrom SIC.2 V	47		■		■	■		■	
	Surpresschrom SIC.2 SVP	47		■		■	■		■	
	Surpress Feu SFE	47		■			■		■	
Drainage pumps / waste water pumps	Ama-Drainer N	47			■				■	
	Ama-Drainer 4.. / 5..	47			■		■		■	
	Ama-Drainer 80, 100	48			■				■	
	Ama-Porter F / S	48			■				■	
	Rotex	48					■		■	
	MK / MKY	48			■		■		■	
Lifting units / package pump stations	Amaclean	48				■			■	
	Ama-Drainer-Box Mini	49		■					■	
	Ama-Drainer-Box	49		■					■	
	Evamatic-Box N	49							■	
	mini-Compacta	49		■					■	
	Compacta	49		■			■		■	
	CK 800 Pump Station	50		■		■	■		■	
	CK 1000 Pump Station	50		■		■	■		■	
	Ama-Porter CK Pump Station	50		■		■			■	
	SRP	50			■	■			■	
	SRL	50				■			■	
	SRS	51			■	■			■	
Submersible motor pumps	Amarex	52			■	■	■		■	
	Amarex N	52			■	■	■		■	
	Amarex KRT	52			■	■	■		■	
Submersible pumps in discharge tubes	Amacan K	52			■	■				
	Amacan P	53			■	■				
	Amacan S	53			■	■				
Mixers / agitators / tank cleaning units	Amamix	54				■	■			
	Amaprop	54				■	■			
	Amaline	54				■	■			

Design / Application	Type series	Page	ErP	Factory-automated	Automation available	Water Transport and Water Treatment	Industry	Energy Conversion	Building Services	Solids Transport
Pumps for solids-laden fluids	Sewatec	55			■	■	■			
	Sewatec SPN	55				■	■			
	Sewabloc	55			■	■	■			
	KWP	55			■	■	■	■		■
	KWP-Bloc	55			■	■	■	■		■
Slurry pumps	WBC	56								■
	LSA-S	56					■	■		■
	LCC-M	56					■	■		■
	LCC-R	56					■	■		■
	TBC	56								■
	LCV	57								■
	FGD	57					■	■		■
	MHD	57								■
	LHD	57								■
	MDX	57					■			■
	ZW	58								■
	HVF	58					■			■
Self-priming pumps	Etaprime L	59				■	■			
	Etaprime B	59				■	■			
	EZ B/L	59				■	■	■	■	
	AU	59				■	■			
	AU Monobloc	59				■	■			
Submersible borehole pumps	UPAchrom 100 CC	60	■		■	■	■		■	
	UPAchrom 100 CN	60	■		■	■	■		■	
	UPA 150C	60	■		■	■	■		■	
	UPA 200, 200B, 250C	60			■	■	■			
	UPA 300, 350	60			■	■	■			
	UPA 400-850	61			■	■	■			
	UPA D	61			■	■	■			
Vertical turbine pumps	B Pump	61				■	■	■		
High-pressure pumps	Comeo	62			■	■	■		■	
	Movitec H(S)	62	■		■	■	■	■	■	
	Movitec	62	■		■	■	■	■	■	
	Movitec VCI	62	■		■	■	■			
	Multitec	63			■	■	■	■	■	■
Axially split pumps	Omega	63			■	■	■	■	■	
	RDLO	63			■	■	■	■	■	
	RDLP	63			■	■				
Hygienic pumps for the food, beverage and pharmaceutical industries	Vitachrom	64			■	■	■			
	Vitacast	64			■	■	■			
	Vitacast Bloc	64			■	■	■			
	Vitaprime	64			■		■			
	Vitastage	65			■	■	■			
	Vitalobe	65			■		■			

Design / Application	Type series	Page	ErP	Factory-automated	Automation available	Water Transport and Water Treatment	Industry	Energy Conversion	Building Services	Solids Transport
Pumps for power station conventional islands	CHTA / CHTC / CHTD	65						■		
	HGB / HGC / HGD	65					■	■		
	HGI	66					■	■		
	HGM	66			■		■	■		
	YNK	66						■		
	LUV / LUVA	66						■		
	WKTb	66						■		
	SEZ	67				■	■	■		
	SEZT	67				■	■	■		
	PHZ	67				■	■	■		
	PNZ	67				■	■	■		
	SNW	67				■	■	■		
	PNW	68				■	■	■		
	Beveron	68				■	■	■		
	SPY	68				■	■	■		
Pumps for nuclear power stations	RER	68						■		
	RSR	68						■		
	RUV	69						■		
	PSR	69						■		
	RHD	69						■		
	LUV Nuclear	69						■		
	RHM	69						■		
	RVM	70						■		
	RHR	70						■		
	RVR	70						■		
	RVT	70						■		
Pumps for desalination by reverse osmosis	RPH-RO	70				■				
	HGM-RO	71				■				
	Multitec-RO	71			■	■	■			
Positive displacement pumps	RC / RCV	71					■			
Fire-fighting systems	EDS	71		■		■	■		■	
	DU / EU	72		■		■	■		■	

Automation and drives

Design / Application	Type series	Page	ErP	Water Transport and Water Treatment	Industry	Energy Conversion	Building Services	Solids Transport
Automation and drives	KSB SuPremE	28	■	■	■		■	
	KSB UMA-S	28		■	■			
Control units	Controlmatic E	73		■			■	
	Controlmatic E.2	73		■			■	
	Cervomatic EDP.2	73		■			■	
	LevelControl Basic 2	73		■	■		■	
	UPA Control	73		■			■	
	Hyatronic N	74		■	■		■	
Variable speed systems	PumpDrive 2 / PumpDrive 2 Eco	28		■	■		■	
	PumpDrive R	28		■	■		■	
Monitoring and diagnosis	PumpMeter	29		■	■		■	
	KSB Guard	29		■	■	■	■	
	Amacontrol II	74		■	■			
	Amacontrol III	74		■	■			

Fluids handled

		Calio-Therm S NC/NCV		Calio-Therm NC	Calio-Therm S		Calio S		Calio	Calio Z	In-line pumps							Standardised / close-coupled pumps										
											Etaline L	Etaline DL	Etaline	Etaline Z	Etaline-R	ILN	ILNC	Megaline	Etanorm	Etanorm-R	Etabloc	Etachrom B	Etachrom L	Etanorm V	Meganorm	Megabloc		
Waste water with faeces	Drinking water circulators, fixed speed																											
Waste water without faeces																												
Aggressive liquids																												
Inorganic liquids																												
Activated sludge																												
Brackish water																												
Service water			■			■						■	■	■	■	■	■	■		■	■	■			■	■		
Distillate												■	■	■	■	■	■	■		■	■	■	■	■				
Slurries																												
Explosive liquids																												
Digested sludge	Drinking water circulators, variable speed																											
Solids (ore, sand, gravel, ash)																												
Flammable liquids																												
River, lake and groundwater																■	■		■	■	■							
Liquefied gas																												
Food and beverage production																												
Gas-containing liquids																												
Gas turbine fuels																												
Filtered water																												
Geothermal water																												
Harmful liquids	Circulators, variable speed																											
Toxic liquids																												
High-temperature hot water											■	■	■	■	■			■	■	■	■	■	■	■	■			
Heating water			■			■			■	■	■	■	■	■	■	■	■	■	■	■	■			■	■			
Highly aggressive liquids																												
Industrial service water			■			■						■	■	■	■	■	■	■	■	■	■	■	■	■	■	■		
Condensate																												
Corrosive liquids																												
Valuable liquids																												
Fuels																												
Coolants																												
Cooling lubricant																												
Cooling water			■			■			■	■	■	■	■	■	■	■	■	■	■	■	■	■	■	■	■	■		
Volatile liquids																												
Fire-fighting water																■	■	■						■	■			
Solvents																												
Seawater																	■	■				■						
Oils																				■	■	■	■	■				
Organic liquids																												
Pharmaceutical fluids																												
Polymerising liquids																												
Rainwater / stormwater																												
Cleaning agents																	■	■			■	■	■		■	■		
Raw sludge																												
Lubricants																												
Grey water																												
Swimming pool water																		■	■	■	■	■	■	■	■	■		
Brine																				■	■	■						
Feed water																									■	■		
Dipping paints																								■	■	■		
Drinking water		■	■		■						■	■	■	■		■	■	■	■	■	■	■	■	■	■			
Thermal oil																												
Hot water			■		■		■	■	■		■	■	■	■	■	■	■	■	■	■	■	■	■	■	■			
Wash water																								■	■	■		

Fluids handled

[illegible]

[illegible]

Fluids handled

[illegible]

[illegible]

Fluids handled

[illegible]

[illegible]

Applications

	Calio-Therm S NC/NCV Calio-Therm NC	Calio-Therm S	Calio S Calio Calio Z	Etaline L Etaline DL Etaline Etaline Z Etaline-R ILN ILNC Megaline	Etanorm Etanorm-R Etabloc Etachrom B Etachrom L Etanorm V Megatorm Megabloc
Aquaculture					
Spray irrigation					
Mining					
General irrigation					
Chemical industry					
Dock facilities					
Drainage					
Pressure boosting					
Sludge thickening					
Disposal					
Dewatering					
Descaling units					
District heating					
Solids transport					
Fire-fighting systems					
Geothermal energy					
Drawdown of groundwater levels					
Maintenance of groundwater levels					
Domestic water supply					
Flood control / coast protection (stormwater)					
Homogenisation					
Industrial recirculation systems					
Nuclear power stations					
Boiler feed applications					
Boiler recirculation					
Waste water treatment plants					
Air-conditioning systems					
Condensate transport					
Cooling circuits					
Paint shops					
Food and beverage industry					
Seawater desalination / reverse osmosis					
Mixing					
Offshore platforms					
Paper and pulp industry					
Petrochemical industry					
Pharmaceutical industry					
Pipelines and tank farms					
Refineries					
Flue gas desulphurisation					
Rainwater harvesting					
Cleaning of stormwater tanks / storage sewers					
Recirculation					
Dredging					
Shipbuilding					
Sludge disposal					
Sludge processing					
Snow-making systems					
Heavy oil and coal upgrading					
Swimming pools					
Solar thermal energy systems					
Fountains					
Keeping in suspension					
Thermal oil circulation					
Draining of pits, shafts, etc.					
Process engineering					
Heat recovery systems					
Hot-water heating systems					
Washing plants					
Water treatment					
Water extraction					
Water supply					
Sugar industry					

[illegible]

Applications

[illegible]

Applications

[illegible]

Applications

	Amacan K	Amacan P	Amacan S	Amamix	Amaprop	Amaline	Sewatec	Sewatec SPN	Sewabloc	KWP	KWP-Bloc	WBC	LSA-S	LCC-M	LCC-R	TBC	LCV	FGD	MHD	LHD	MDX	ZW	HVF	Etaprime L	Etaprime B	EZ B/L	AU	AU Monobloc
Aquaculture	■	■								■	■		■	■	■	■	■	■	■	■	■	■	■	■	■	■	■	■
Spray irrigation																								■	■			
Mining										■	■		■	■	■	■	■	■	■	■	■	■	■					
General irrigation	■	■	■							■	■																■	
Chemical industry										■	■															■		
Dock facilities																												
Drainage																								■	■	■	■	■
Pressure boosting																										■		
Sludge thickening				■																								
Disposal										■	■																	
Dewatering	■	■	■							■	■														■	■	■	■
Descaling units										■	■		■	■	■	■	■	■	■	■	■	■	■					
District heating																												
Solids transport										■	■		■	■	■	■	■	■	■	■	■	■	■					
Geothermal energy																												
Fire-fighting systems																								■	■	■	■	■
Drawdown of groundwater levels																								■	■	■	■	■
Maintenance of groundwater levels																								■	■	■	■	■
Domestic water supply																								■	■	■	■	■
Flood control / coast protection (stormwater)																								■	■	■	■	■
Homogenisation				■																								
Industrial recirculation systems					■					■	■																	
Nuclear power stations																												
Boiler feed applications																										■		
Boiler recirculation																										■		
Waste water treatment plants	■	■		■	■	■	■	■	■	■	■													■	■	■	■	■
Air-conditioning systems																								■	■			
Condensate transport																								■	■	■		
Cooling circuits		■																						■	■	■		
Paint shops										■	■													■	■	■		
Food and beverage industry										■	■													■	■	■	■	■
Seawater desalination / reverse osmosis		■	■							■																		
Mixing				■																								
Offshore platforms																												
Paper and pulp industry										■	■																	
Petrochemical industry																												
Pharmaceutical industry																								■				
Pipelines and tank farms																												
Refineries																												
Flue gas desulphurisation										■	■							■										
Rainwater harvesting		■																										
Cleaning of stormwater tanks / storage sewers				■																								
Recirculation						■																						
Dredging													■	■	■	■	■	■	■	■	■	■	■					
Shipbuilding													■	■	■	■	■	■	■	■	■	■	■			■	■	■
Sludge disposal							■		■	■	■		■	■	■	■	■	■	■	■	■	■	■					
Sludge processing							■		■	■	■		■	■	■	■	■	■	■	■	■	■	■					
Snow-making systems					■																							
Heavy oil and coal upgrading										■	■																	
Swimming pools																								■	■	■	■	■
Solar thermal energy systems																												
Fountains																												
Keeping in suspension					■																							
Thermal oil circulation																												
Draining of pits, shafts, etc.																												
Process engineering										■	■																	
Heat recovery systems																												
Hot-water heating systems																												
Washing plants																										■		
Water treatment	■	■	■							■	■															■		
Water extraction		■	■																							■	■	
Water supply	■	■	■																						■	■	■	■
Sugar industry							■		■	■	■		■	■	■		■				■				■	■	■	■




[illegible]

Applications



[illegible]

Drive, variable speed system and monitoring



KSB SuPremE

	Number of pumps	≤ 1	Description IEC-compatible sensorless magnetless synchronous reluctance motor (exception: motor sizes 0.55 kW / 0.75 kW with 1500 rpm are designed with permanent magnets) of efficiency class IE4 / IE5 (super/ultra premium efficiency) to IEC TS 60034-30-2:2016 for operation on a KSB PumpDrive 2, PumpDrive 2 Eco or PumpDrive R variable speed system. Suitable for connection to three-phase 380 - 480 V power supply (via PumpDrive). The motor mounting points comply with EN 50347 specifications to ensure compatibility with standardised IEC frame motor applications and full interchangeability with IE2 or IE3 standardised asynchronous motors. Envelope dimensions lie within the limits for IE2 / IE3 motors as recommended in DIN V 42673 (07-2011). The motor is controlled without rotor position sensors. The efficiency of the motor also exceeds 95 percent of nominal efficiency when the motor runs at 25 percent of its nominal power on a quadratic torque-speed curve. The motor is magnetless which means that so-called rare earths are not used in production. Drive production is thus sustainable and environmentally friendly.	
	U [V]	3~400		
	Power supply via PumpDrive / PumpDrive R only		Applications For use with dry-installed variable speed pumps which can be driven by standardised foot-mounted and/or flange-mounted motors.	
http://shop.ksb.com/catalog/k0/en/product/ES000866				



KSB UMA-S

	Number of pumps	≤ 1	Description Permanent-magnet submersible synchronous motor, for operation on a KSB PumpDrive R variable speed system. NEMA connections and identical outside diameters ensure full interchangeability with comparable 6-inch or 8-inch asynchronous motors. The motor is controlled without rotor position sensors. The motor efficiency is 5 - 12 % above that of asynchronous motors. Given the design and functionality the use of permanent magnets is essential.	
	U [V]	3~400		
	Other mains voltages on request		Applications Exclusively for submersible borehole pumps in the range of 4 to 150 kW.	
http://shop.ksb.com/catalog/k0/en/product/ES000003				




PumpDrive 2 / PumpDrive 2 Eco

	Number of pumps	≤ 6	Description Modular self-cooling frequency inverter that enables continuously variable speed control of asynchronous and synchronous reluctance motors by means of analog standard signals, a field bus or the control panel. As PumpDrive is self-cooling, it can be mounted on a motor, on the wall or in a control cabinet. Up to six pumps can be controlled without needing an additional controller.	
	P [kW]	55		
	U [V]	3~380 - 480	Applications Air-conditioning systems, heat generation, heat distribution, water supply systems, water extraction, water treatment, water distribution, water transport, refrigeration, cooling distribution, heat generation, heat distribution, fluid transport, cooling lubricant distribution, industrial water supply, tank drainage, waste water transport	
	Frequency inverter	1 per motor		
http://shop.ksb.com/catalog/k0/en/product/ES000911				




PumpDrive R

	Number of pumps	≤ 6	Description Frequency inverter for wall mounting or cabinet mounting. For variable speed control or other control functions of asynchronous motors, synchronous reluctance motors like KSB SuPremE or permanent magnet synchronous motors. PumpDrive R extends the power range of KSB PumpDrive up to a rated power of 110 kW as standard or up to 1.4 MW (on request).	
	P [kW]	55		
	U [V]	3~380 - 480	Applications Air-conditioning systems, heat generation, heat distribution, water supply systems, water extraction, water treatment, water distribution, water transport, refrigeration, cooling distribution, heat generation, heat distribution, fluid transport, cooling lubricant distribution, industrial water supply, tank drainage, waste water transport	
	Frequency inverter	1 per motor		
http://shop.ksb.com/catalog/k0/en/product/ES000898				

PumpMeter



	Number of pumps U [V DC]	≤ 1 24	<p>Description Device for monitoring the operation of one pump. It is an intelligent pressure transmitter for pumps, with on-site display of measured values and operating data. It records the load profile of the pump in order to indicate any potential for optimising energy efficiency and availability. The device comprises two pressure sensors and a display unit. PumpMeter is supplied completely assembled and parameterised for the pump it is used with. It is ready for operation as soon as the M12 plug connector is plugged in.</p> <p>Applications Air-conditioning systems, cooling circuits, cooling lubricant distribution, heating systems, water treatment plants, water supply systems, water distribution systems, water transport systems, water extraction systems</p>	
<div>  http://shop.ksb.com/catalog/k0/en/product/ES000807 </div>				

KSB Guard



	Number of pumps U [V AC] U [V DC]	≤ 20 (per gateway) 110 - 240 (gateway) 2 x 1,5 (sensor)	<p>Description System for monitoring the condition of pumps: Sensors on the pump record vibration and temperature data, which is processed in the KSB Cloud. Information on the pump's condition can then be accessed using the KSB Guard app or through the web portal. Easy to retrofit on pumps during operation.</p> <p>Applications For monitoring dry-installed pumps, optimising maintenance and improving system availability</p>	
<div>  http://shop.ksb.com/catalog/k0/en/product/ES000938 </div>				

Drinking water circulators, fixed speed

Calio-Therm S NC/NCV



	Rp	1/2 - 3/4	Description	
	Q [m³/h]	≤ 0,7	Maintenance-free high-efficiency glandless drinking water circulator pump,	
	H [m]	≤ 1	screw-ended, electric motor with multiple fixed speed levels, for use in	
	p [bar]	≤ 10	drinking water supply systems.	
	T [°C]	≥ +5 - ≤ +60	Applications	
			Drinking water circulation systems	
Data for 50 Hz operation				
Also available for 60 Hz				
http://shop.ksb.com/catalog/k0/en/product/ES000918				

Calio-Therm NC

	Rp	3/4 - 1	Description	
	Q [m³/h]	≤ 9	Maintenance-free fixed speed glandless drinking water circulator pump, screw-ended, electric motor with multiple fixed speed levels, for use in drinking water supply systems and hot water supply systems.	
	H [m]	≤ 7	Applications	
	p [bar]	≤ 10	Drinking water supply systems, hot water supply systems and similar systems in industry and building services (e.g. cooling water recirculation)	
	T [°C]	≥ +2 - ≤ +65		
	n [rpm]	≤ 2800		
Data for 50 Hz operation				
http://shop.ksb.com/catalog/k0/en/product/ES000928				



Drinking water circulators, variable speed

Calio-Therm S

	Rp	1	Description	
	Q [m³/h]	≤ 3,5	Maintenance-free high-efficiency variable speed glandless drinking water circulator pump, screw-ended, electric motor and continuously variable differential pressure control for use in drinking water supply systems and hot water supply systems.	
	H [m]	≤ 6		
	p [bar]	≤ 10	Applications	
	T [°C]	≥ +2 - ≤ +65	Hot water supply, drinking water circulation systems and similar systems in industry and building services (e.g. cooling water recirculation).	
	n [rpm]	≤ 3000		
Data for 50 Hz operation				
Also available for 60 Hz				
http://shop.ksb.com/catalog/k0/en/product/ES000882				

Circulators, variable speed

Calio S

	Rp	1/2 - 1 1/4	Description Maintenance-free high-efficiency screw-ended glandless pump with high-efficiency electric motor and continuously variable differential pressure control.	
	Q [m³/h]	≤ 3,5		
	H [m]	≤ 6		
p [bar]	≤ 10	Applications Heating, ventilation, air-conditioning and heat recovery systems, cooling systems, industrial recirculation systems		
T [°C]	≥ +2 - ≤ +95			
n [rpm]	≤ 3000			
Data for 50 Hz operation Also available for 60 Hz				
http://shop.ksb.com/catalog/k0/en/product/ES000910				



Calio



Rp	1 1/2 - 2
DN	32 - 100
Q [m³/h]	≤ 51
H [m]	≤ 18
p [bar]	≤ 16
T [°C]	≥ -10 - ≤ +110
n [rpm]	≤ 4500

Data for 50 Hz operation
Also available for 60 Hz

Description
Maintenance-free high-efficiency flanged or screw-ended glandless pump with high-efficiency electric motor and continuously variable differential pressure control.

Applications
Heating, ventilation, air-conditioning and heat recovery systems, cooling systems, industrial recirculation systems



<http://shop.ksb.com/catalog/k0/en/product/ES000881>

Calio Z



Rp	1 1/4
DN	32 - 65
Q [m³/h]	≤ 70
H [m]	≤ 18
p [bar]	≤ 16
T [°C]	≥ -10 - ≤ +110
n [rpm]	≤ 4500

Data for 50 Hz operation
Also available for 60 Hz

Description
Maintenance-free high-efficiency flanged or screw-ended glandless pump in twin pump design with high-efficiency electric motor and continuously variable differential pressure control.

Applications
Heating, ventilation, air-conditioning and heat recovery systems, cooling systems, industrial recirculation systems



<http://shop.ksb.com/catalog/k0/en/product/ES000913>

In-line pumps

Etaline L



Rp	1 - 1 1/4
DN	32 - 80
Q [m³/h]	≤ 95
H [m]	≤ 21
p [bar]	≤ 10
T [°C]	≥ -15 - ≤ +120

Data for 50 Hz operation
Also available for 60 Hz

Description
Single-stage close-coupled in-line volute casing pump, with PumpDrive variable speed system and common motor/pump shaft

Applications
Heating systems, air-conditioning systems, cooling circuits, water supply systems (not approved for drinking water according to the German Environment Agency), service water supply systems, industrial recirculation systems, swimming pools



<http://shop.ksb.com/catalog/k0/en/product/ES000925>

Etaline DL



Rp	1 1/4
DN	32 - 80
Q [m³/h]	≤ 150
H [m]	≤ 21
p [bar]	≤ 10
T [°C]	≥ -15 - ≤ +120

Data for 50 Hz operation
Also available for 60 Hz

Description
Single-stage close-coupled in-line volute casing pump as twin pump, with PumpDrive variable speed system and common motor/pump shaft

Applications
Heating systems, air-conditioning systems, cooling circuits, water supply systems (not approved for drinking water according to the German Environment Agency), service water supply systems, industrial recirculation systems



<http://shop.ksb.com/catalog/k0/en/product/ES000926>

Etaline



DN	32 - 200
Q [m³/h]	≤ 700
H [m]	≤ 96
p [bar]	≤ 16
T [°C]	≥ -30 - ≤ +140

Data for 50 Hz operation
Also available for 60 Hz

Description

Single-stage volute casing pump in in-line design, with magnetless KSB SuPremE motor of efficiency class IE4/IE5 and PumpDrive variable speed system; pump shaft and motor shaft are rigidly connected. With KSB SuPremE, a magnetless synchronous reluctance motor (exception: motor sizes 0.55 kW / 0.75 kW with 1500 rpm are designed with permanent magnets) of efficiency class IE4/IE5 to IEC TS 60034-30-2: 2016, for operation on a KSB PumpDrive 2 or KSB PumpDrive 2 Eco variable speed system without rotor position sensors. Motor mounting points in accordance with EN 50347, envelope dimensions in accordance with DIN V 42673 (07-2011). ATEX-compliant version available.

Applications

Hot water heating, cooling circuits, air-conditioning, water supply systems, service water supply systems, industrial recirculation systems



<http://shop.ksb.com/catalog/k0/en/product/ES000113>

Etaline Z



DN	32 - 200
Q [m³/h]	≤ 1095
H [m]	≤ 38,5
p [bar]	≤ 16
T [°C]	≥ -30 - ≤ +140

Data for 50 Hz operation
Also available for 60 Hz

Description

Single-stage volute casing pump in in-line design as twin pump, with magnetless KSB SuPremE motor of efficiency class IE4/IE5 and PumpDrive variable speed system; pump shaft and motor shaft are rigidly connected. An M12 module (accessory) enables redundant operation of Etaline Z without the need for a higher-level controller. With KSB SuPremE, a magnetless synchronous reluctance motor (exception: motor sizes 0.55 kW / 0.75 kW with 1500 rpm are designed with permanent magnets) of efficiency class IE4/IE5 to IEC TS 60034-30-2: 2016, for operation on a KSB PumpDrive 2 or KSB PumpDrive 2 Eco variable speed system without rotor position sensors. Motor mounting points in accordance with EN 50347, envelope dimensions in accordance with DIN V 42673 (07-2011). ATEX-compliant version available.

Applications

Hot water heating, cooling circuits, air-conditioning, water supply systems, service water supply systems, industrial recirculation systems



<http://shop.ksb.com/catalog/k0/en/product/ES000114>

Etaline-R



DN	150 - 350
Q [m³/h]	≤ 1900
H [m]	≤ 93
p [bar]	≤ 25
T [°C]	≥ -30 - ≤ +140

Data for 50 Hz operation
Also available for 60 Hz

Description

Vertical close-coupled in-line pump with volute casing and magnetless KSB SuPremE motor of efficiency class IE4/IE5 and PumpDrive variable speed system.

Applications

Hot water heating, cooling circuits, air-conditioning, water supply systems, service water supply systems, industrial recirculation systems



<http://shop.ksb.com/catalog/k0/en/product/ES000812>

ILN



DN	65 - 400
Q [m³/h]	≤ 3100
H [m]	≤ 112
p [bar]	≤ 16
T [°C]	≥ -20 - ≤ +70
n [rpm]	≤ 3000

Data for 50 Hz operation
Also available for 60 Hz

Description

Vertical in-line centrifugal pump with closed impeller and mechanical seal. ILNS fitted with an auxiliary vacuum pump, ILNE with ejector. Back pull-out design allows the impeller to be dismantled without removing the piping and the motor. ATEX-compliant version available.

Applications

Hot-water heating systems, cooling circuits, air-conditioning systems, marine applications, water and service water supply systems, cleaning systems and industrial recirculation systems



● Control unit

<http://shop.ksb.com/catalog/k0/en/product/ES000730>

ILNC



DN	32 - 125
Q [m³/h]	≤ 370
H [m]	≤ 112
p [bar]	≤ 16
T [°C]	≥ -20 - ≤ +70
n [rpm]	≤ 3000

Data for 50 Hz operation
Also available for 60 Hz

Description

Vertical close-coupled centrifugal pump in in-line design, with electric motor, closed impeller and mechanical seal. ILNCS fitted with an auxiliary vacuum pump, ILNCE with ejector. Standardised IEC frame motor. ATEX-compliant version available.

Applications

Hot-water heating systems, cooling circuits, air-conditioning systems, marine applications, water and service water supply systems, cleaning systems and industrial recirculation systems



Control unit

<http://shop.ksb.com/catalog/k0/en/product/ES000731>

Megaline



DN	32 - 200
Q [m³/h]	≤ 600
H [m]	≤ 135
p [bar]	≤ 16
T [°C]	≥ 0 - ≤ +90

Data for 60 Hz operation

Description

Volute casing pump for horizontal or vertical installation, in back pull-out design, single-stage, radially split volute casing, replaceable casing wear rings. Volute casing in in-line design with closed radial impeller, with multiply curved vanes, single mechanical seal to EN 12756.

Applications

Heating circuits, water supply systems, air-conditioning systems, waste water, industrial recirculation systems



<http://www.ksb.com.br/ksb-br-pt/pesquisa.php?q=megaline>

Standardised / close-coupled pumps

Etanorm



DN	25 - 150
Q [m³/h]	≤ 640
H [m]	≤ 160
p [bar]	≤ 16
T [°C]	≥ -30 - ≤ +140

Data for 50 Hz operation
Also available for 60 Hz

Description

Horizontal volute casing pump, single-stage, with ratings and main dimensions to EN 733, long-coupled, back pull-out design, with replaceable shaft sleeves / shaft protecting sleeves and casing wear rings, with motor-mounted variable speed system. With KSB SuPremE, a magnetless synchronous reluctance motor (exception: motor sizes 0.55 kW / 0.75 kW with 1500 rpm are designed with permanent magnets) of efficiency class IE4/IE5 to IEC TS 60034-30-2: 2016, for operation on a KSB PumpDrive 2 or KSB PumpDrive 2 Eco variable speed system without rotor position sensors. Motor mounting points in accordance with EN 50347, envelope dimensions in accordance with DIN V 42673 (07-2011). ATEX-compliant version available.

Applications

Pumping clean or aggressive liquids not chemically or mechanically aggressive to the pump materials in water supply systems, cooling water circuits, swimming pools, fire-fighting systems, irrigation systems, drainage systems, heating systems, air-conditioning systems, spray irrigation systems



<http://shop.ksb.com/catalog/k0/en/product/ES000062>

Etanorm-R



DN	125 - 300
Q [m³/h]	≤ 1900
H [m]	≤ 101
p [bar]	≤ 16
T [°C]	≥ -30 - ≤ +140

Data for 50 Hz operation
Also available for 60 Hz

Description

Horizontal long-coupled single-stage (two-stage for pump size 125-500) volute casing pump in back pull-out design, with replaceable shaft sleeves / shaft protecting sleeves and casing wear rings, with magnetless KSB SuPremE motor of efficiency class IE4/IE5 and PumpDrive variable speed system; ATEX-compliant version available.




Applications

Water supply systems, spray irrigation systems, drainage systems, air-conditioning systems, fire-fighting systems, general irrigation systems, heating systems






<http://shop.ksb.com/catalog/k0/en/product/ES000058>




Etabloc

	DN	25 - 150	Description Single-stage close-coupled volute casing pump, with ratings to EN 733, with replaceable shaft sleeve and casing wear rings, with motor-mounted variable speed system. With KSB SuPremE, a magnetless synchronous reluctance motor (exception: motor sizes 0.55 kW / 0.75 kW with 1500 rpm are designed with permanent magnets) of efficiency class IE4/IE5 to IEC TS 60034-30-2: 2016, for operation on a KSB PumpDrive 2 or KSB PumpDrive 2 Eco variable speed system without rotor position sensors. Motor mounting points in accordance with EN 50347, envelope dimensions in accordance with DIN V 42673 (07-2011). ATEX-compliant version available. Applications Pumping clean or aggressive liquids not chemically or mechanically aggressive to the pump materials in water supply systems, cooling circuits, swimming pools, fire-fighting systems, irrigation systems, drainage systems, heating systems, air-conditioning systems, spray irrigation systems	 
	Q [m³/h]	≤ 660		
	H [m]	≤ 140		
	p [bar]	≤ 16		
	T [°C]	≥ -30 - ≤ +140		
Data for 50 Hz operation Also available for 60 Hz				
			http://shop.ksb.com/catalog/k0/en/product/ES000107	



Etachrom B

	DN	25 - 80	Description Horizontal single-stage close-coupled circular casing pump, with ratings and main dimensions to EN 733, with replaceable casing wear rings and motor-mounted variable speed system. With KSB SuPremE, a magnetless synchronous reluctance motor (exception: motor sizes 0.55 kW / 0.75 kW with 1500 rpm are designed with permanent magnets) of efficiency class IE4/IE5 to IEC TS 60034-30-2:2016, for operation on a KSB PumpDrive 2 or KSB PumpDrive 2 Eco variable speed system without rotor position sensors. Motor mounting points in accordance with EN 50347, envelope dimensions in accordance with DIN V 42673 (07-2011). ATEX-compliant version available. Applications Cleaning systems (bottle rinsing, crate washing, etc.), water treatment plants, water supply systems, fire-fighting systems, spray irrigation systems, general irrigation systems, drainage systems, hot-water heating systems, air-conditioning systems, industrial washing plants, general industry, disposal of paint sludge, surface treatment	 
	Q [m³/h]	≤ 260		
	H [m]	≤ 105		
	p [bar]	≤ 12		
	T [°C]	≥ -30 - ≤ +110		
Data for 50 Hz operation				
Also available for 60 Hz				
			http://shop.ksb.com/catalog/k0/en/product/ES000066	

Etachrom L

	DN	25 - 80	Description Horizontal single-stage circular casing pump, with ratings and main dimensions to EN 733, with replaceable casing wear rings and motor-mounted variable speed system. With KSB SuPremE, a magnetless synchronous reluctance motor (exception: motor sizes 0.55 kW / 0.75 kW with 1500 rpm are designed with permanent magnets) of efficiency class IE4/IE5 to IEC TS 60034-30-2:2016, for operation on a KSB PumpDrive 2 or KSB PumpDrive 2 Eco variable speed system without rotor position sensors. Motor mounting points in accordance with EN 50347, envelope dimensions in accordance with DIN V 42673 (07-2011). ATEX-compliant version available. Applications Cleaning systems (bottle rinsing, crate washing, etc.), water treatment plants, water supply systems, fire-fighting systems, spray irrigation systems, general irrigation systems, drainage systems, hot-water heating systems, air-conditioning systems, industrial washing plants, general industry, disposal of paint sludge, surface treatment	 
	Q [m³/h]	≤ 260		
	H [m]	≤ 105		
	p [bar]	≤ 12		
	T [°C]	≥ -30 - ≤ +110		
	Data for 50 Hz operation Also available for 60 Hz			
http://shop.ksb.com/catalog/k0/en/product/ES000065				

Etanorm V

	DN	32 - 150	Description Single-stage volute casing pump for vertical installation in closed tanks under atmospheric pressure, with ratings to EN 733. Suitable for immersion depths of up to 2000 mm. Applications Phosphating solutions, lubricating oil supply and sealing oil supply for turbines, generators, large compressors, large gear units	
	Q [m³/h]	≤ 625		
	H [m]	≤ 100		
	p [bar]	≤ 16		
	T [°C]	≥ -15 - ≤ +95		
	Data for 50 Hz operation Also available for 60 Hz			
http://shop.ksb.com/catalog/k0/en/product/ES000015				

Meganorm



DN	25 - 200
Q [m³/h]	≤ 1160
H [m]	≤ 162
p [bar]	≤ 16
T [°C]	≥ -30 - ≤ +140

Data for 50 Hz operation
Also available for 60 Hz

Description

Horizontal radially split volute casing pump in back pull-out design, with radial impeller, single-entry, single-stage, to DIN EN ISO 2858/ISO 5199. Available with cylindrical or conical shaft seal chamber.

Applications

Water supply systems, dewatering systems, irrigation systems, sugar industry, alcohol industry, air-conditioning systems, building services systems, fire-fighting systems



<http://www.ksb.com.br/ksb-br-pt/pesquisa.php?q=Meganorm>

Megabloc



DN	25 - 160
Q [m³/h]	≤ 550
H [m]	≤ 140
p [bar]	≤ 16
T [°C]	≥ 0 - ≤ +90

Data for 60 Hz operation

Description

Volute casing pump for horizontal or vertical installation, back pull-out design, single-stage, radially split volute casing, flanged or screw-ended (optional), replaceable casing wear rings. Volute casing with closed radial impeller with multiply curved vanes, single mechanical seal to EN 12756.

Applications

Water supply systems, irrigation systems, air-conditioning systems, building services systems, hotels, shopping centres, etc., fire-fighting systems, cooling circuits, general industry



<http://www.ksb.com.br/ksb-br-pt/pesquisa.php?q=Megabloc>

Hot water pumps

HPK-L



DN	25 - 250
Q [m³/h]	≤ 1160
H [m]	≤ 162
p [bar]	≤ 40
T [°C]	≥ -40 - ≤ +400

Data for 50 Hz operation
Also available for 60 Hz

Description

Horizontal radially split volute casing pump in back pull-out design to ISO 2858 / ISO 5199, single-stage, single-entry, with radial impeller. Equipped with heat barrier, seal chamber air-cooled by integrated fan impeller, no external cooling. ATEX-compliant version available.

Applications

Pumping hot water and thermal oil in piping systems or tank systems, particularly in medium-sized and large hot-water heating systems, forced circulation boilers, district heating systems



<http://shop.ksb.com/catalog/k0/en/product/ES000036>

HPK



DN	150 - 400
Q [m³/h]	≤ 4150
H [m]	≤ 185
p [bar]	≤ 40
T [°C]	≥ 0 - ≤ +400

Data for 50 Hz operation
Also available for 60 Hz

Description

Horizontal radially split volute casing pump in back pull-out design, with radial impeller, single-entry, single-stage, to ISO 2858 / ISO 5199. Optional TRD type testing by TÜV. ATEX-compliant version available.

Applications

Pumping hot water and thermal oil in piping systems or tank systems, particularly in medium-sized and large hot-water heating systems, forced circulation boilers, district heating systems



<http://shop.ksb.com/catalog/k0/en/product/ES000034>

HPH



DN	40 - 350
Q [m³/h]	≤ 2350
H [m]	≤ 225
p [bar]	≤ 110
T [°C]	≥ 0 - ≤ +320

Data for 50 Hz operation
Also available for 60 Hz

Description

Horizontal radially split volute casing pump in back pull-out design, with centreline pump feet, with radial impeller, single-entry, single-stage. Optional TRD type testing by TÜV. ATEX-compliant version available.

Applications




Pumping hot water in high-pressure hot water generation plants, as boiler feed or recirculation pump.






<http://shop.ksb.com/catalog/k0/en/product/ES000037>

Hot water / thermal oil pumps




Etanorm SYT / RSY

	DN Q [m³/h] H [m] p [bar] T [°C]	25 - 300 ≤ 1900 ≤ 102 ≤ 16 ≥ -30 - ≤ +350	Description Horizontal volute casing pump in back pull-out design, single-stage, with ratings and dimensions to EN 733, radially split volute casing with integrally cast pump feet, replaceable casing wear rings, closed radial impeller with multiply curved vanes, single mechanical seal to EN 12756, double mechanical seal to EN 12756, drive-end bearings: rolling element bearings, pump-end bearings: plain bearings, with magnetless KSB SuPremE motor of efficiency class IE4/IE5 and PumpDrive variable speed system; ATEX-compliant version available.	
	Data for 50 Hz operation Also available for 60 Hz		Applications Heat transfer systems, hot water recirculation	
			http://shop.ksb.com/catalog/k0/en/product/ES000790	

Etabloc SYT




	DN Q [m³/h] H [m] p [bar] T [°C]	25 - 80 ≤ 280 ≤ 68 ≤ 16 ≥ -30 - ≤ +350	Description Volute casing pump for horizontal or vertical installation, back pull-out design, single-stage, with ratings to EN 733, radially split volute casing, replaceable casing wear rings, volute casing with integrally cast pump feet, closed radial impeller with multiply curved vanes, single mechanical seal to EN 12756, product-lubricated carbon plain bearing, grease-lubricated radial ball bearing in the motor housing, with magnetless KSB SuPremE motor of efficiency class IE4/IE5 and PumpDrive variable speed system, ATEX-compliant version available.	
	Data for 50 Hz operation Also available for 60 Hz		Applications Heat transfer systems, hot water recirculation	
			http://shop.ksb.com/catalog/k0/en/product/ES000791	

Etaline SYT


	DN Q [m³/h] H [m] p [bar] T [°C]	32 - 100 ≤ 316 ≤ 69 ≤ 16 ≥ -30 - ≤ +350	Description Single-stage volute casing pump in in-line design, with magnetless KSB SuPremE motor of efficiency class IE4/IE5 and PumpDrive variable speed system; pump shaft and motor shaft are rigidly connected. ATEX-compliant version available.	
	Data for 50 Hz operation Also available for 60 Hz		Applications Heat transfer systems, hot water recirculation	
			http://shop.ksb.com/catalog/k0/en/product/ES000789	

Standardised chemical pumps

MegaCPK



	DN Q [m³/h] H [m] p [bar] T [°C]	25 - 250 ≤ 1160 ≤ 162 ≤ 25 ≥ -40 - ≤ +400	Description Horizontal radially split volute casing pump in back pull-out design, with radial impeller, single-entry, single-stage, to DIN EN ISO 2858 / ISO 5199; also available as a variant with "wet" shaft and conical seal chamber. With KSB SuPremE, a magnetless synchronous reluctance motor (exception: motor sizes 0.55 kW / 0.75 kW with 1500 rpm are designed with permanent magnets) of efficiency class IE4/IE5 to IEC TS 60034-30-2: 2016, for operation on a KSB PumpDrive 2 or KSB PumpDrive 2 Eco variable speed system without rotor position sensors. Motor mounting points in accordance with EN 50347, envelope dimensions in accordance with DIN V 42673 (07-2011). ATEX-compliant version available.	
	Data for 50 Hz operation Also available for 60 Hz		Applications Pumping aggressive, toxic, explosive, valuable, flammable, malodorous or harmful liquids in the chemical and petrochemical industries, in refineries, power stations and desalination plants as well as in the food industry and general industry.	
			http://shop.ksb.com/catalog/k0/en/product/ES000861	

CPKN


	DN	150 - 400	Description Horizontal radially split volute casing pump in back pull-out design, with radial impeller, single-entry, single-stage, to ISO 2858 / ISO 5199. Also available as a variant with "wet" shaft, conical seal chamber and/or semi-open impeller (CPKNO). ATEX-compliant version available. Applications Pumping aggressive, toxic, explosive, valuable, flammable, malodorous or harmful liquids in the chemical and petrochemical industries, in refineries, power stations and desalination plants as well as in the food industry and general industry.	
	Q [m³/h]	≤ 4150		
	H [m]	≤ 185		
	p [bar]	≤ 25		
	T [°C]	≥ -40 - ≤ +400		
Data for 50 Hz operation Also available for 60 Hz				
			http://shop.ksb.com/catalog/k0/en/product/ES000027	

Seal-less pumps



Magnochem

	DN	25 - 250	Description	
	Q [m³/h]	≤ 1160	Horizontal seal-less volute casing pump in back pull-out design, with magnetic drive, to DIN EN ISO 2858 / ISO 5199, with radial impeller, single-entry, single-stage. ATEX-compliant version available.	
H [m]	≤ 162	40	Applications Pumping aggressive, toxic, explosive, valuable, flammable, malodorous or harmful liquids in the chemical, petrochemical and general industries.	
p [bar]	≤ 40			
T [°C]	≥ -90 - ≤ +350			
Data for 50 Hz operation				
Also available for 60 Hz				
			http://shop.ksb.com/catalog/k0/en/product/ES000046	



Magnochem 685

	DN	25 - 250	Description
	Q [m³/h]	≤ 1160	Horizontal seal-less volute casing pump, with magnetic drive, radial impeller, single-entry, single-stage. Design to ISO 15783 / API 685 (centreline mounting, ASME flanges, and twice the permissible nozzle forces). ATEX-compliant version available.
	H [m]	≤ 162	Applications Pumping aggressive, toxic, explosive, valuable, flammable, malodorous or harmful liquids in the chemical, petrochemical and general industries.
p [bar]	≤ 40		
T [°C]	≥ -90 - ≤ +350		
Data for 50 Hz operation			
Also available for 60 Hz			



Magnochem-Bloc

	DN	25 - 160	Description Horizontal or vertical seal-less volute casing pump in close-coupled design, with magnetic drive, to DIN EN ISO 2858 / ISO 5199, with radial impeller, single-entry, single-stage. ATEX-compliant version available.	
	Q [m³/h]	≤ 625		
	H [m]	≤ 162		
p [bar]	≤ 40	Applications Pumping aggressive, toxic, explosive, valuable, flammable, malodorous or harmful liquids in the chemical, petrochemical and general industries.		
T [°C]	≥ -40 - ≤ +200			
Data for 50 Hz operation Also available for 60 Hz			http://shop.ksb.com/catalog/k0/en/product/ES000045	

Etaseco / Etaseco-I



	DN Q [m³/h] H [m] p [bar] T [°C]	32 - 100 ≤ 250 ≤ 100 ≤ 16 ≥ -40 - ≤ +140	Description Horizontal or vertical seal-less volute casing pump in back pull-out design with fully enclosed canned motor, low noise emission, with radial impeller, single-stage, single-entry, casing connecting dimensions to EN 733, or in in-line design.	
			Applications Pumping aggressive, flammable, toxic, volatile or valuable liquids in the chemical and petrochemical industries, in environmental engineering and industrial applications.	
	Data for 50 Hz operation Also available for 60 Hz		http://shop.ksb.com/catalog/k0/en/product/ES000122	

Etaseco RVP



	DN	25 - 40	Description Horizontal or vertical seal-less volute casing pump in back pull-out design with fully enclosed canned motor, low noise emission, with radial impeller, single-stage, single-entry, casing connecting dimensions to EN 733, or in in-line design.	
	Q [m³/h]	≤ 44		
	H [m]	≤ 40		
	p [bar]	≤ 16	Applications Pumping toxic, volatile or valuable liquids in environmental engineering and industrial applications and as coolant pump in cooling systems. Transport vehicles, environmental engineering and industry; applications where low noise emission, smooth running or long service intervals are required.	
	T [°C]	≥ -50 - ≤ +110		
Data for 50 Hz operation				
Also available for 60 Hz				
			http://shop.ksb.com/catalog/k0/en/product/ES000122	

Process pumps



RPH

	DN	25 - 400	Description Horizontal radially split volute casing pump in back pull-out design, to API 610, ISO 13709 (heavy-duty), type OH2, with radial impeller, single-entry, single-stage, centreline pump feet; with inducer if required. ATEX-compliant version available. Applications Refineries, petrochemical and chemical industries, power stations, offshore and onshore processes.	
	Q [m³/h]	≤ 4150		
	H [m]	≤ 270		
	p [bar]	≤ 110		
	T [°C]	≥ -70 - ≤ +450		
Data for 50 Hz operation				
Also available for 60 Hz				
			http://shop.ksb.com/catalog/k0/en/product/ES000040	



RPH-LF

	DN	50	Description Horizontal single-entry single-stage radially split overhung centreline-mounted process pump with circular casing and overhung impeller to API 610 (ISO 13709), type OH2. Special design for low flow rates. ATEX-compliant version available.	
	Q [m³/h]	≤ 40		
	H [m]	≤ 339		
	T [°C]	≥ -30 - ≤ +200		
	Data for 50 Hz operation Also available for 60 Hz		Applications Refineries, petrochemical and chemical industries; applications with low flow rates.	
http://shop.ksb.com/catalog/k0/en/product/ES0000945				



RPHb / RPHd

	DN	50 - 400	Description Heavy-duty horizontal radially split between-bearings volute casing pump to API 610, ISO 13709 (heavy duty), type BB2, with radial impellers, single- or double-entry, single- or two-stage design with centreline pump feet. ATEX-compliant version available.	
	Q [m³/h]	≤ 4500		
	H [m]	≤ 530		
	p [bar]	≤ 100		
	T [°C]	≥ -80 - ≤ +450		
Data for 50 Hz operation Also available for 60 Hz			Applications Refineries, petrochemical and chemical industries, offshore and onshore processes.	
http://shop.ksb.com/catalog/k0/en/product/ES000041				

RPH-V

	DN2 / DN3	25 - 80 / 40 - 150	Description Vertical radially split volute casing pump to API 610 and ISO 13709 (heavy-duty), type VS4, with radial impeller, single-entry, single-stage. Applications Refineries, petrochemical and chemical industries, offshore and onshore processes.	
	Q [m³/h]	≤ 80		
	H [m]	≤ 160		
	p [bar]	≤ 35		
	T [°C]	≥ -30 - ≤ +230		
	Data for 50 Hz operation Also available for 60 Hz			
http://shop.ksb.com/catalog/k0/en/product/ES000880				

CTN

	DN	25 - 250 / 250 - 400	Description Radially split vertical shaft submersible pump with double volute casing for wet and dry installation, with radial impeller, single-entry, single-stage or two-stage; heatable model available. ATEX-compliant version available. Applications Pumping chemically aggressive liquids, also slightly contaminated or with a low solids content, in the chemical and petrochemical industries.	
	Q [m³/h]	≤ 950		
	H [m]	≤ 115		
	p [bar]	≤ 16		
	T [°C]	≥ 0 - ≤ +300		
Data for 50 Hz operation Also available for 60 Hz				
http://shop.ksb.com/catalog/k0/en/product/ES000014				

CHTR



DN	50 - 300
Q [m³/h]	≤ 1450
H [m]	≤ 4000
p [bar]	≤ 400
T [°C]	≥ -60 - ≤ +450
n [rpm]	≤ 7000

Data for 50 Hz operation

Also available for 60 Hz

Higher ratings possible upon request

Description

Horizontal high-pressure barrel-type pump with radial impellers, single-entry and double-entry, multistage, with flanges or weld end nozzles to DIN, API 610 and ANSI.

Applications

Refineries, petrochemical industry, steam generation, seawater injection in crude oil production (onshore and offshore)


<http://shop.ksb.com/catalog/k0/en/product/ES000241>

CHTRa



DN	80 - 300
Q [m³/h]	≤ 1200
H [m]	≤ 1550
p [bar]	≤ 155
T [°C]	≥ -40 - ≤ +205
n [rpm]	≤ 6000

Data for 50 Hz operation

Also available for 60 Hz

Description

Horizontal axially split single-entry multistage between-bearings volute casing pump with single casing and back-to-back impeller arrangement to API 610 (ISO 13709), type BB3. First stage optionally available in double-entry design for low NPSH requirements. ATEX-compliant version available.

Applications

Refineries, petrochemical industry, pipelines for crude oil and refinery products, water injection, feed water transport in power stations and industrial plants, mining, seawater desalination, reverse osmosis.


<http://shop.ksb.com/catalog/k0/en/product/ES000933>

CINCP / CINCN



DN	32 - 200
Q [m³/h]	≤ 780
H [m]	≤ 105
p [bar]	≤ 10
T [°C]	≥ -10 - ≤ +100
n [rpm]	≤ 3000

Data for 50 Hz operation

Also available for 60 Hz

Description

Vertical immersion pump in cantilever design for wet or dry installation. Semi-open impeller, pump shaft without guide bearings, supported by ball bearings in the upper section of the pump set. Supplied with discharge pipe extending above the baseplate (CINCP) or without discharge pipe (CINCN). ATEX-compliant version available.

Applications

Chemical and petrochemical industries, raw materials extraction and waste water management.


<http://shop.ksb.com/catalog/k0/en/product/ES000718>

INVCP



DN	32 - 300
Q [m³/h]	≤ 1600
H [m]	≤ 116
p [bar]	≤ 10
T [°C]	≥ -10 - ≤ +100
n [rpm]	≤ 3000

Data for 50 Hz operation

Also available for 60 Hz

Description

Vertical immersion pump for wet or dry installation, available with closed or semi-open impeller. Supplied with discharge pipe extending above the baseplate (INVCP) or without discharge pipe (INVCN). ATEX-compliant version available.

Applications

Pumping chemically aggressive, slightly contaminated or solids-laden fluids in the chemical and petrochemical industries.


<http://shop.ksb.com/catalog/k0/en/product/ES000737>

Estigia



DN	25 - 250
Q [m³/h]	≤ 1160
H [m]	≤ 110
p [bar]	≤ 16
T [°C]	≥ -30 - ≤ +100
n [rpm]	≤ 3000

Data for 50 Hz operation

Also available for 60 Hz

Description

Vertical immersion pump for wet installation with closed impeller, to DIN EN ISO 5199 (with comments). Supplied with discharge pipe extending above the cover plate, DN according to nominal flow rate. Sealing by lip seal, single or double cartridge mechanical seal. ATEX-compliant version available.

Applications



Pumping chemically aggressive, slightly contaminated or solids-laden fluids in the chemical and petrochemical industries.





● KSB SuPremE, PumpDrive, Frequency inverter

<http://shop.ksb.com/catalog/k0/en/product/ES000937>

RWCP / RWCN

	DN	50 - 200	Description Process pump with free-flow impeller, semi-open or two-channel or three-channel impeller. Shaft sealed by mechanical seal or gland packing in accordance with various API pipework plans. Oil-lubricated bearings. ATEX-compliant version available. Applications Refineries, chemical and petrochemical industries, steel works, descaling units, raw materials extraction, waste water management.	
	Q [m³/h]	≤ 700		
	H [m]	≤ 100		
	p [bar]	≤ 16		
	T [°C]	≥ -10 - ≤ +100		
	n [rpm]	≤ 3000		
Data for 50 Hz operation Also available for 60 Hz			http://shop.ksb.com/catalog/k0/en/product/ES000748	

WKTR

	DN	40 - 150	Description Vertical can-type ring-section pump. Type VS6 to API 610 and DIN ISO 13709, multistage, first-stage impeller designed as suction impeller, radial impellers. ATEX-compliant version available. Applications Pumping condensate and other NPSH-critical products in industrial plants, particularly in refineries and petrochemical plants.	
	Q [m³/h]	≤ 400		
	H [m]	≤ 500		
	p [bar]	≤ 51		
	T [°C]	≥ -40 - ≤ +200		
	n [rpm]	≤ 3000		
Data for 50 Hz operation Also available for 60 Hz			http://shop.ksb.com/catalog/k0/en/product/ES000875	

Rainwater harvesting systems

Hya-Rain / Hya-Rain N



Rp	1
Q [m³/h]	≤ 4
H [m]	≤ 43
p [bar]	≤ 6
T [°C]	≥ 0 - ≤ +35

Data for 50 Hz operation

Description

Ready-to-connect package rainwater harvesting system in protective housing with automatic mains water back-up function if the rainwater storage tank is empty, with integrated dry running protection and demand-driven automatic pump control. Hya-Rain N version with analog level measurement in rainwater storage tank and integrated functional check run.

Applications

Rainwater harvesting and service water harvesting, general irrigation and spray irrigation systems.



<http://shop.ksb.com/catalog/k0/en/product/ES000256>

Hya-Rain Eco



Rp	1
Q [m³/h]	≤ 4
H [m]	≤ 43
p [bar]	≤ 6
T [°C]	≥ 0 - ≤ +35

Data for 50 Hz operation

Description

Basic ready-to-connect package rainwater harvesting system with automatic mains water back-up function if the rainwater storage tank is empty, with integrated dry running protection and demand-driven automatic pump control.

Applications

Rainwater harvesting and service water harvesting, general irrigation and spray irrigation systems.



<http://shop.ksb.com/catalog/k0/en/product/ES000600>

Domestic water supply / swimming pool pumps

Multi Eco



Rp	1 - 1 1/4
Q [m³/h]	≤ 8
H [m]	≤ 54
p [bar]	≤ 10
T [°C]	≥ +4 - ≤ +50
n [rpm]	≤ 2800

Data for 50 Hz operation

Description

Multistage self-priming centrifugal pump in close-coupled design.

Applications

Single- or two-family houses, agricultural facilities, spray irrigation systems, general irrigation systems and washing plants, water supply and rainwater harvesting.



Controlmatic, Cervomatic

<http://shop.ksb.com/catalog/k0/en/product/ES000085>

Multi Eco-Pro



Rp	1 - 1 1/4
Q [m³/h]	≤ 8
H [m]	≤ 54
p [bar]	≤ 10
T [°C]	≥ +4 - ≤ +50
n [rpm]	≤ 2800

Data for 50 Hz operation

Description

Multistage self-priming centrifugal pump in close-coupled design, with power cable, plug and Controlmatic E automatic control unit starting and stopping the pump in line with consumer demand and protecting it against dry running. Automated with automatic control unit.

Applications

Single- or two-family houses, agricultural facilities, spray irrigation systems, general irrigation systems and washing plants, water supply and rainwater harvesting.



<http://shop.ksb.com/catalog/k0/en/product/ES000253>

Multi Eco-Top



Rp	1 - 1 1/4
Q [m³/h]	≤ 8
H [m]	≤ 54
p [bar]	≤ 10
T [°C]	≥ +4 - ≤ +50
n [rpm]	≤ 2800

Data for 50 Hz operation

Description

Multistage self-priming centrifugal pump in close-coupled design incl. accumulator with replaceable membrane in drinking water quality, total volume 20 or 50 litres, pressure switch for automatic pump operation and 1.5-metre power cable with plug.

Applications

Single- or two-family houses, agricultural facilities, spray irrigation systems, general irrigation systems and washing plants, water supply and rainwater harvesting.


<http://shop.ksb.com/catalog/k0/en/product/ES000254>

Ixo N



Rp	1 1/4
Q [m³/h]	≤ 8
H [m]	≤ 65
T [°C]	≥ +5 - ≤ +35
n [rpm]	≤ 2900

Data for 50 Hz operation

Description

Multistage close-coupled centrifugal pump for fully or partly submerged operation (min. immersion depth 0.1 m), with low-level inlet, suction strainer with a max. mesh width of 2.0 mm.

Applications

Water supply systems, spray irrigation systems, general irrigation systems, washing plants, rainwater harvesting and water extraction from wells, reservoirs and rainwater storage tanks



Control unit, Cervomatic

<http://shop.ksb.com/catalog/k0/en/product/ES000007>

Ixo-Pro



Rp	1
Q [m³/h]	≤ 3,9
H [m]	≤ 60
T [°C]	≥ +5 - ≤ +35

Data for 50 Hz operation

Description

Multistage submersible borehole pump with integrated pressure switch, flow sensor and lift check valve. Electronic dry running protection with four consecutive start-up attempts; integrated capacitor. 15-metre H07 RN-F power cable with shockproof plug included.

Applications

Rainwater harvesting, pressure boosting, water extraction, irrigation systems


<http://shop.ksb.com/catalog/k0/en/product/ES000896>

Filtra N



Rp	2
Q [m³/h]	≤ 36
H [m]	≤ 21
p [bar]	≤ 2,5
T [°C]	≥ +4 - ≤ +35
n [rpm]	≤ 2800

Data for 50 Hz operation

Description

Single-stage self-priming centrifugal pump in close-coupled design.

Applications

Pumping clean or slightly contaminated water, swimming pool water with a max. chlorine content of 0.3 %; ozonised swimming pool water with a max. salt content of 7 %.


<http://shop.ksb.com/catalog/k0/en/product/ES000090>

Pressure booster systems

KSB Delta Macro F/VC/SVP



Rp	1 1/2
Q [m³/h]	≤ 960
H [m]	≤ 155
p [bar]	≤ 16
T [°C]	≥ 0 - ≤ +60

Data for 50 Hz operation

Description



Fully automatic package pressure booster system with two to six vertical high-pressure pumps; available in cascade-controlled and two variable speed versions. Cascade control (F) for ensuring the required supply pressure. The VC and SVP versions ensure variable speed control of each pump by cabinet-mounted frequency inverter (VC) or motor-mounted PumpDrive variable speed system and KSB SuPremE motor (SVP), respectively, providing fully electronic control to ensure the required supply pressure. Automated with BoosterControl.

Applications



Pressure boosting in residential buildings, hospitals, office buildings, hotels, department stores, industry, etc.


<http://shop.ksb.com/catalog/k0/en/product/ES000978>



KSB Delta Solo/Basic Compact MVP

	Rp	1 / 1 1/2	Description Fully automatic ready-to-connect package single-pump pressure booster system / dual-pump pressure booster system with variable speed system Applications Domestic water supply, water supply systems, spray irrigation systems, general irrigation systems, service water systems, rainwater harvesting	
	Q [m³/h]	≤ 18		
	H [m]	≤ 57		
	p [bar]	≤ 10		
	T [°C]	≥ 0 - ≤ +40		
Data for 50 Hz operation			http://shop.ksb.com/catalog/k0/en/product/ES000940	



KSB Delta Basic MVP/SVP

	Rp	1 1/2	Description Fully automatic pressure booster system with two to three (MVP) / four (SVP) vertical high-pressure pumps in two variable speed versions. The frequency inverter operated MVP and SVP versions ensure variable speed control of each pump by motor-mounted frequency inverter for asynchronous motors (MVP) or PumpDrive variable speed system and KSB SuPremE motor (SVP), respectively, providing fully electronic control to ensure the required supply pressure. Equipped with a central fuse box. Applications Pressure boosting in residential buildings, hospitals, office buildings, hotels, department stores, industry, etc.	
	Q [m³/h]	≤ 65,4		
	H [m]	≤ 134		
	p [bar]	≤ 16		
	T [°C]	≥ 0 - ≤ +60		
Data for 50 Hz operation			http://shop.ksb.com/catalog/k0/en/product/ES000942	



KSB Delta Primo F/VC/SVP

	Rp	1 1/2	Description Fully automatic package pressure booster system with two to three (VC) / four (F/SVP) vertical high-pressure pumps; available in cascade-controlled and two variable speed versions. Cascade control (F) for ensuring the required supply pressure. The frequency inverter operated VC and SVP versions ensure variable speed control of each pump via cabinet-mounted frequency inverter (VC) or PumpDrive variable speed system and KSB SuPremE motor (SVP), respectively, providing fully electronic control to ensure the required supply pressure. Automated with BoosterControl. Applications Pressure boosting in residential buildings, hospitals, office buildings, hotels, department stores, industry, etc.	
	Q [m³/h]	≤ 67,5		
	H [m]	≤ 134		
	p [bar]	≤ 16		
	T [°C]	≥ 0 - ≤ +60		
Data for 50 Hz operation			http://shop.ksb.com/catalog/k0/en/product/ES000941	

KSB Delta Solo MVP/SVP

	Rp	1 1/4	Description Fully automatic single-pump system available in two variable speed versions. The frequency inverter operated MVP and SVP versions ensure variable speed control of each pump by motor-mounted frequency inverter for asynchronous motors (MVP) or PumpDrive variable speed system and KSB SuPremE motor (SVP), respectively, providing fully electronic control to ensure the required supply pressure. Applications Water supply systems for residential buildings and office buildings, irrigation systems and rainwater harvesting systems, service water supply systems, in trade and industry.	
	Q [m³/h]	≤ 76		
	H [m]	≤ 134		
	p [bar]	≤ 16		
	T [°C]	≥ 0 - ≤ +60		
Data for 50 Hz operation			http://shop.ksb.com/catalog/k0/en/product/ES000939	

Hya-Solo D

	Rp	1	Description Fully automatic package single-pump system with 8-litre membrane-type accumulator. The system is started and stopped as a function of pressure. Applications Water supply systems for residential and office buildings, irrigation and spray irrigation, rainwater harvesting and service water supply systems in trade and industry.	
	DN	100		
	Q [m³/h]	≤ 110		
	H [m]	≤ 160		
	p [bar]	≤ 16		
	T [°C]	≥ 0 - ≤ +70		
Data for 50 Hz operation			http://shop.ksb.com/catalog/k0/en/product/ES000250	

Hya-Solo DSV



Rp	1
DN	100
Q [m³/h]	≤ 110
H [m]	≤ 160
p [bar]	≤ 16
T [°C]	≥ 0 - ≤ +70

Data for 50 Hz operation

Description

Fully automatic variable speed package single-pump system with PumpDrive 2 / PumpDrive 2 Eco. The system is started as a function of pressure and stopped as a function of flow.

Applications

Water supply systems for residential and office buildings, irrigation and spray irrigation, rainwater harvesting and service water supply systems in trade and industry.


<http://shop.ksb.com/catalog/k0/en/product/ES000251>

Hya-Solo D FL



Rp	1
DN	100
Q [m³/h]	≤ 110
H [m]	≤ 160
p [bar]	≤ 16
T [°C]	≥ 0 - ≤ +70

Data for 50 Hz operation

Description

Fully automatic package single-pump system. The system is started and stopped as a function of pressure. Design and function as per DIN 14462.

Applications

Fire-fighting systems to DIN 14462


<http://shop.ksb.com/catalog/k0/en/product/ES000709>

Hya-Duo D FL



Rp	2
DN	150
Q [m³/h]	≤ 110
H [m]	≤ 160
p [bar]	≤ 16
T [°C]	≥ 0 - ≤ +70

Data for 50 Hz operation

Description

Fully automatic package dual-pump system consisting of one duty system and one stand-by system to ensure system redundancy. Design and function as per DIN 14462.

Applications

Fire-fighting systems to DIN 14462


<http://shop.ksb.com/catalog/k0/en/product/ES000710>

Hya-Solo D FL Compact



DN	50 - 80
Q [m³/h]	≤ 48
H [m]	≤ 160
p [bar]	≤ 16
T [°C]	≥ 0 - ≤ +70

Data for 50 Hz operation

Description

Fully automatic ready-to-connect break tank package booster set for fire fighting, comprising a single-pump system and break tank. The system is started and stopped as a function of pressure. Design and function as per DIN 14462.

Applications

Fire-fighting systems to DIN 14462


<http://shop.ksb.com/catalog/k0/en/product/ES000821>

Hya-Duo D FL Compact



DN	50 - 80
Q [m³/h]	≤ 48
H [m]	≤ 160
p [bar]	≤ 16
T [°C]	≥ 0 - ≤ +70

Data for 50 Hz operation

Description




Fully automatic ready-to-connect break tank package booster set for fire fighting, comprising one duty system and one stand-by system to ensure system redundancy. The system is started and stopped as a function of pressure. Design and function as per DIN 14462.

Applications




Fire-fighting systems to DIN 14462


<http://shop.ksb.com/catalog/k0/en/product/ES000820>




Hyamat K

	Rp	2	Description Fully automatic package pressure booster system with 2 to 6 vertical high-pressure pumps and fully electronic control to ensure the required supply pressure, with volt-free changeover contact for general fault indication and broken wire detection (live-zero) of the connected sensors, design and function to DIN 1988. Automated with BoosterControl.	
	DN	250		
	Q [m³/h]	≤ 660		
	H [m]	≤ 160		
	p [bar]	≤ 16		
	T [°C]	≥ 0 - ≤ +70		
Data for 50 Hz operation			Applications Pressure boosting in residential buildings, hospitals, office buildings, hotels, department stores, industry, etc.	
			http://shop.ksb.com/catalog/k0/en/product/ES000247	




Hyamat V

	Rp	2	Description Fully automatic package pressure booster system with 2 to 6 vertical high-pressure pumps and continuously variable speed adjustment of one pump; for fully electronic control of the required supply pressure. Design and function as per DIN 1988. Automated with BoosterControl.	
	DN	250		
	Q [m³/h]	≤ 660		
	H [m]	≤ 160		
	p [bar]	≤ 16		
	T [°C]	≥ 0 - ≤ +70		
Data for 50 Hz operation			Applications Pressure boosting in residential buildings, hospitals, office buildings, hotels, department stores, industry, etc.	
			http://shop.ksb.com/catalog/k0/en/product/ES000417	




Hyamat SVP

	Rp	2	Description Fully automatic package pressure booster system with 2 to 6 vertical high-pressure pumps and continuously variable speed adjustment of all pumps by PumpDrive; for fully electronic control of the required supply pressure. Design and function as per DIN 1988. Automated with BoosterControl and PumpDrive.	
	DN	250		
	Q [m³/h]	≤ 660		
	H [m]	≤ 160		
	p [bar]	≤ 16		
	T [°C]	≥ 0 - ≤ +70		
Data for 50 Hz operation			Applications Pressure boosting in residential buildings, hospitals, office buildings, hotels, department stores, industry, etc.	
			http://shop.ksb.com/catalog/k0/en/product/ES000418	

Hyamat SVP ECO

	Rp	2	Description Fully automatic package pressure booster system with 2 to 6 vertical high-pressure pumps and continuously variable speed adjustment of all pumps by PumpDrive; for fully electronic control of the required supply pressure. Design and function as per DIN 1988. Automated with PumpDrive.	
	DN	250		
	Q [m³/h]	≤ 660		
	H [m]	≤ 160		
	p [bar]	≤ 16		
	T [°C]	≥ 0 - ≤ +70		
Data for 50 Hz operation			Applications Pressure boosting in residential buildings, hospitals, office buildings, hotels, department stores, industry, etc.	
			http://shop.ksb.com/catalog/k0/en/product/ES000935	

Surpresschrom SIC.2

	Rp	2	Description Fully automatic package pressure booster system with 2 to 6 vertical high-pressure pumps, with fully electronic control system ensuring the required supply pressure, with volt-free changeover contact for general fault indication and broken wire detection (live-zero) of the connected sensors. Automated with BoosterControl.	
	DN	250		
	Q [m³/h]	≤ 660		
	H [m]	≤ 160		
	p [bar]	≤ 16		
	T [°C]	≥ 0 - ≤ +70		
Data for 50 Hz operation			Applications Pressure boosting in residential buildings, hospitals, office buildings, hotels, department stores, industrial plants, etc.	
			http://shop.ksb.com/catalog/k0/en/product/ES000439	

Surpresschrom SIC.2 V



Rp	2
DN	250
Q [m³/h]	≤ 660
H [m]	≤ 160
p [bar]	≤ 16
T [°C]	≥ 0 - ≤ +70

Data for 50 Hz operation

Description

Fully automatic package pressure booster system with 2 to 6 vertical high-pressure pumps. Continuously variable speed adjustment of one pump with PumpDrive for fully electronic control of the required supply pressure. Automated with BoosterControl and PumpDrive.

Applications

Pressure boosting in residential buildings, hospitals, office buildings, hotels, department stores, industrial plants, etc.


<http://shop.ksb.com/catalog/k0/en/product/ES000702>

Surpresschrom SIC.2 SVP



Rp	2
DN	250
Q [m³/h]	≤ 660
H [m]	≤ 160
p [bar]	≤ 16
T [°C]	≥ 0 - ≤ +70

Data for 50 Hz operation

Description

Fully automatic package pressure booster system with 2 to 6 vertical high-pressure pumps. Continuously variable speed adjustment of all pumps with PumpDrive for fully electronic control of the required supply pressure. Automated with BoosterControl and PumpDrive.

Applications

Pressure boosting in residential buildings, hospitals, office buildings, hotels, department stores, industrial plants, etc.


<http://shop.ksb.com/catalog/k0/en/product/ES000701>

Surpress Feu SFE



Rp	2 1/2
Q [m³/h]	≤ 40
H [m]	≤ 76
p [bar]	≤ 10
T [°C]	≥ 0 - ≤ +70

Data for 50 Hz operation

Description

Fully automatic pressure booster system with two horizontal close-coupled pumps (one pump on stand-by duty). Design complies with APSAD regulation R5. Pressure-controlled starting and stopping. Automated with BoosterControl.

Applications

Water supply and pressure boosting for wall hydrants, fire protection.


<http://shop.ksb.com/catalog/k0/en/product/ES000441>

Drainage pumps / waste water pumps

Ama-Drainer N



Rp	1 1/4 - 1 1/2
Q [m³/h]	≤ 16,5
H [m]	≤ 12
T [°C]	≥ 0 - ≤ +50

Data for 50 Hz operation
Also available for 60 Hz

Description

Vertical single-stage fully floodable submersible motor pump in close-coupled design, IP68, with or without level control, max. immersion depth: 2 m.

Applications

Automatic drainage of pits, shafts, yards and cellars at risk of flooding, lowering of surface water levels, drainage, drainage of underground passages, water extraction from rivers and reservoirs.



Control unit, LevelControl

<http://shop.ksb.com/catalog/k0/en/product/ES000771>

Ama-Drainer 4../5..



Rp	1 1/2 - 2
Q [m³/h]	≤ 50
H [m]	≤ 24
T [°C]	≥ 0 - ≤ +40

Data for 50 Hz operation
Also available for 60 Hz

Description

Vertical single-stage fully floodable submersible motor pump in close-coupled design, IP68, with or without level control, max. immersion depth: 7 m.

Applications

Automatic drainage of pits, shafts, yards and cellars at risk of flooding, lowering of surface water levels, drainage, drainage of underground passages, water extraction from rivers and reservoirs.



Control unit, LevelControl

<http://shop.ksb.com/catalog/k0/en/product/ES000078>

Ama-Drainer 80, 100



Rp	≥ 1/2
DN	100
Q [m³/h]	≤ 130
H [m]	≤ 26
T [°C]	≥ 0 - ≤ +50

Data for 50 Hz operation
Also available for 60 Hz

Description

Vertical single-stage fully floodable submersible motor pump in close-coupled design, IP68, with or without level control, max. immersion depth: 10 m.

Applications

Automatic drainage of pits, shafts, yards and cellars at risk of flooding, lowering of surface water levels, drainage, drainage of underground passages, water extraction from rivers and reservoirs.



Control unit, LevelControl

<http://shop.ksb.com/catalog/k0/en/product/ES000079>

Ama-Porter F / S



DN	50 - 65
Q [m³/h]	≤ 40
H [m]	≤ 16
T [°C]	≤ +40

Data for 50 Hz operation

Description

Vertical single-stage fully floodable submersible waste water pump in close-coupled design (grey cast iron variant), non-explosion-proof.

Applications

Handling waste water, especially waste water containing long fibres and solid substances, liquids containing gas/air, removing waste water from flooded rooms and surfaces.



Control unit, LevelControl

<http://shop.ksb.com/catalog/k0/en/product/ES000082>

Rotex



Rp	1 1/4 - 2
Q [m³/h]	≤ 24
H [m]	≤ 14
T [°C]	≥ 0 - ≤ +90
n [rpm]	≤ 2900
Installation depth [m]	≤ 1,7

Data for 50 Hz operation

Description

Vertical single-stage centrifugal pump with discharge to the top and parallel with the pump shaft, pump base designed to act as suction strainer. Pump and motor are rigidly connected by a support column. Supplied ready to be plugged in, with 1.5-metre power cable and level switch.

Applications

Automatic drainage of buildings, pits and tanks, lowering of surface water levels and drainage.



<http://shop.ksb.com/catalog/k0/en/product/ES000012>

MK / MKY



Rp	2
DN	50
Q [m³/h]	≤ 36
H [m]	≤ 19
T [°C]	≥ -10 - ≤ +200
n [rpm]	≤ 3500
Installation depth [m]	≤ 2,8

Data for 50 Hz operation
Also available for 60 Hz

Description

Vertical submersible pump with three-channel impeller, volute casing designed as inlet strainer.

Applications

Pumping condensate and heat transfer fluids below boiling point, condensate return systems, primary and secondary heating circuits, for direct installation in heating tanks or heat exchangers in the secondary circuits of heat transfer systems (MKY).



Control unit, LevelControl

<http://shop.ksb.com/catalog/k0/en/product/ES000013>

Lifting units / package pump stations

Amaclean



Ø [mm]	1000 - 1800
DN	50 - 100
Installation depth [m]	4,5 - 9,0

Description

Self-cleaning tank insert for grouted installation in new concrete structures or in concrete structures in need of refurbishment. Designed to prevent soiling of the structure and clogging of the pumps by heavily waste or fibre loaded waste water. Suitable for pump stations emitting unpleasant odours and/or gases.



Applications

Waste water disposal, rainwater disposal








<http://shop.ksb.com/catalog/k0/en/product/ES000936>



Ama-Drainer-Box Mini

	DN Q [m³/h] H [m] T [°C]	40 ≤ 10 ≤ 6,5 ≤ +50	Description Reliable and compact waste water lifting unit in a modern design with activated carbon filter meeting hygiene requirements and with shower connection as standard; complies with EN 12050-2	
	Data for 50 Hz operation		Applications Automatic disposal of waste water from washbasins, showers, washing machines and dishwashers. Use mini-Compacta sewage lifting unit for handling sewage from urinals and toilets.	
	http://shop.ksb.com/catalog/k0/en/product/ES000862			



Ama-Drainer-Box

 1 R	 1 U	DN Q [m³/h] H [m] T [°C]	40 - 50 ≤ 46 ≤ 24 ≤ +40	Description Stable above-floor plastic collecting tank or impact-resistant underfloor plastic collecting tank, with floor drain and odour trap, both with Ama-Drainer submersible motor pump starting and stopping automatically and swing check valve	
 2 R	 2 U	Data for 50 Hz operation Also available for 60 Hz		Applications Automatic disposal of waste water from washbasins, showers, washing machines, garage driveways, basements and rooms prone to flooding	
http://shop.ksb.com/catalog/k0/en/product/ES000262					



Evamatic-Box N

	DN Q [m³/h] H [m] T [°C]	50 - 65 ≤ 40 ≤ 21 ≤ +40	Description Floodable lifting unit for domestic waste water, equipped with either one or two pumps of type Ama-Porter F (free-flow impeller) or Ama-Porter S (cutter)	
	Data for 50 Hz operation		Applications Disposal of domestic and municipal waste water occurring below the flood level	
http://shop.ksb.com/catalog/k0/en/product/ES000430				




mini-Compacta

	DN	32 - 100	Description	
	Q [m³/h]	≤ 36	Floodable single-pump sewage lifting unit or dual-pump sewage lifting unit	
	H [m]	≤ 25	for automatic disposal of domestic waste water and faeces in building	
	T [°C]	≤ +40	sections below the flood level.	
	Data for 50 Hz operation		Applications	
	Also available for 60 Hz		Basement flats, bars, basement party rooms, basement saunas, cinemas, theatres, department stores, hospitals, hotels, restaurants, schools.	
http://shop.ksb.com/catalog/k0/en/product/ES000261				




Compacta

	DN Q [m³/h] H [m] T [°C]	80 - 100 ≤ 140 ≤ 24,5 ≤ +40	Description Floodable single-pump sewage lifting unit or dual-pump sewage lifting unit for automatic disposal of waste water and faeces in buildings and building sections below the flood level.	
	Data for 50 Hz operation		Applications Basement flats, bars, basement party rooms and saunas, cinemas and theatres, department stores and hospitals, hotels, restaurants, schools, other public buildings, industrial facilities, underground train stations or for joint sewage disposal from rows of houses.	
	http://shop.ksb.com/catalog/k0/en/product/ES000260			



CK 800 Pump Station

	DN Q [m³/h] H [m] T [°C]	32 - 50 ≤ 22 ≤ 49 ≤ +40	Description Single-pump station / dual-pump station as ready-to-connect package system, with PE-LLD (polyethylene) collecting tank for buried installation. Equipped with either one or two submersible waste water pumps of type Amarex N S (explosion-proof or non-explosion-proof) or Ama-Porter (non-explosion-proof). Tank design to DIN 1986-100 and EN 752/EN 476.	
	Data for 50 Hz operation		Applications Drainage of buildings and premises, waste water disposal, premises renovation, joint sewage disposal for multiple residential units, pumped drainage	
				




CK 1000 Pump Station

	DN Q [m³/h] H [m] T [°C]	50 - 65 ≤ 50 ≤ 39 ≤ +40	Description Single-pump station / dual-pump station as ready-to-connect package system, with PE-LLD (polyethylene) collecting tank for buried installation. Equipped with either one or two submersible waste water pumps of type Amarex N (explosion-proof or non-explosion-proof) or Ama-Porter (non-explosion-proof). Tank design to DIN 1986-100 and EN 752/EN 476.	
	Data for 50 Hz operation		Applications Drainage of buildings and premises, waste water disposal, premises renovation, joint sewage disposal for multiple residential units, pumped drainage	
				



Ama-Porter CK Pump Station

	DN	50 - 65	Description	
	Q [m³/h]	≤ 40	Single-pump station / dual-pump station as ready-to-connect package system, with PE-LLD (polyethylene) collecting tank for buried installation. Equipped with either one or two submersible waste water pumps of type Ama-Porter (non-explosion-proof). Tank design to DIN 1986-100 and EN 752/EN 476.	
	H [m]	≤ 16		
	T [°C]	≤ +40	Applications	
			Drainage of buildings and premises, waste water disposal, premises renovation, joint sewage disposal for multiple residential units, pumped drainage	
Data for 50 Hz operation				
			http://shop.ksb.com/catalog/k0/en/product/ES000498	




SRP

	DN Q [m³/h] H [m] T [°C]	50 - 150 ≤ 500 ≤ 75 ≤ +40	Description Single-pump station or dual-pump station as ready-to-connect package system, with fibreglass collecting tank for buried installation	
	Data for 50 Hz operation Also available for 60 Hz		Applications Premises renovation, disposal of domestic, municipal and industrial waste water, joint sewage disposal for multiple residential units	
	 Control unit, LevelControl			

SRL




	DN Q [m³/h] H [m] T [°C]	65 - 150 ≤ 500 ≤ 55 ≤ +40	Description Package pump station with tank made of glass fibre reinforced polyester, equipped with two dry-installed Sewabloc pumps with a rating of 2.2 to 30 kW, integrated valves and a control unit with frequency inverters. Pump operation is adjusted in line with flow rate demand, thus minimising energy costs. This maintenance-friendly pump station prevents intermediate storage of waste water and the related odour nuisance.	
	Data for 50 Hz operation		Applications Joint disposal of domestic, municipal and industrial waste water to the sewer system / waste water treatment plant	
	http://shop.ksb.com/catalog/k0/en/product/ES000856			

SRS




	<p>DN Q [m³/h] H [m] T [°C]</p> <p>Data for 50 Hz operation Also available for 60 Hz</p>	<p>50 - 65 ≤ 50 ≤ 49 ≤ +40</p>	<p>Description Package pump station with tank made of glass fibre reinforced polyester for underfloor installation and two submersible waste water pumps mounted on duckfoot bends, with two guide systems. Complete discharge line made of PVC with ball valves and ball check valves fitted in the tank.</p> <p>Applications Stormwater disposal, grey water disposal, waste water disposal</p>	
<p> LevelControl</p>			<p>http://shop.ksb.com/catalog/k0/en/product/ES000773</p>	

Submersible motor pumps




Amarex

	DN Q [m³/h] H [m] T [°C]	50 - 150 ≤ 320 ≤ 42 ≤ +40	Description Vertical single-stage submersible motor pump for wet installation, with free-flow impeller (F-max) or open dual-vane impeller (D-max), stationary or transportable version. Single-stage, single-entry close-coupled pump sets which are not self-priming. ATEX-compliant version available.	
	Data for 50 Hz operation Also available for 60 Hz		Applications Waste water transport, waste water management, drainage systems, waste water treatment plants, stormwater transport, recirculation, sludge treatment	
	 Control unit, LevelControl			

Amarex N




	DN Q [m³/h] H [m] T [°C]	32 - 100 ≤ 190 ≤ 49 ≤ +40	Description Vertical single-stage submersible motor pump for wet installation, with cutter (S), free-flow impeller (F) or diagonal single-vane impeller (D), stationary or transportable version. Amarex N pumps are floodable, single-stage, single-entry close-coupled pump sets which are not self-priming. ATEX-compliant version available.	
	Data for 50 Hz operation Also available for 60 Hz		Applications Pumping waste water, especially untreated waste water containing long fibres and solid substances, liquids containing gas or air, and raw, activated and digested sludge; dewatering and water extraction, drainage of rooms and areas at risk of flooding.	
	 Control unit, LevelControl			

Amarex KRT


	DN Q [m³/h] H [m] T [°C] n [rpm]	40 - 700 ≤ 10080 ≤ 120 ≤ +60 ≤ 2900	Description Horizontal or vertical single-stage submersible motor pump in close-coupled design, with various next-generation impeller types, for wet or dry installation, stationary or transportable version, with energy-saving motor and models for use in potentially explosive atmospheres.	
	Data for 50 Hz operation Also available for 60 Hz		Applications Pumping all types of waste water in water and waste water management, seawater desalination and industry, especially untreated waste water containing long fibres and solid substances, liquids containing gas or air, and raw, activated and digested sludge.	
	 PumpDrive, Amacontrol, LevelControl			

Submersible pumps in discharge tubes




Amacan K

	DN	700 - 1400	Description Wet-installed submersible motor pump for installation in discharge tubes, with channel impeller, single-stage, single-entry. ATEX-compliant version available.	
	Q [m³/h]	≤ 5400		
	H [m]	≤ 30		
	T [°C]	≥ 0 - ≤ +40	Applications Handling pre-cleaned chemically neutral waste water, industrial effluent and sewage, fluids not containing any stringy substances, pre-treated by screens or overflow sills; as waste water, mixed sewage and activated sludge pumps in waste water treatment plants, irrigation and drainage pumping stations.	
	n [rpm]	≤ 980		
	Data for 50 Hz operation			
	Also available for 60 Hz			
 Amacontrol			http://shop.ksb.com/catalog/k0/en/product/ES000100	

Amacon P



	DN	500 - 1500	Description Wet-installed submersible motor pump for installation in discharge tubes, with axial propeller in ECB design, single-stage, single-entry. ATEX-compliant version available. Applications Irrigation and drainage pumping stations, for stormwater transport in stormwater pumping stations, raw and clean water transport in water and waste water treatment plants, cooling water transport in power stations and industrial plants, industrial water supply, water pollution control and flood control, aquaculture.	
	Q [m³/h]	≤ 25200		
	H [m]	≤ 12		
	T [°C]	≥ 0 - ≤ +40		
n [rpm]	≤ 1450			
Data for 50 Hz operation Also available for 60 Hz				
Amacontrol		http://shop.ksb.com/catalog/k0/en/product/ES000099		

Amacon S



	DN	650 - 1300	Description Wet-installed submersible motor pump for installation in discharge tubes, with mixed flow impeller, single-stage. ATEX-compliant version available. Applications Pumping water not containing stringy material in irrigation and drainage pumping stations, general water supply systems, water pollution and flood control.	
	Q [m³/h]	≤ 10800		
	H [m]	≤ 40		
	T [°C]	≥ 0 - ≤ +40		
n [rpm]	≤ 1450			
Data for 50 Hz operation Also available for 60 Hz				
 Amacontrol			http://shop.ksb.com/catalog/k0/en/product/ES000101	

Mixers / agitators / tank cleaning units




Amamix

	Propeller Ø [mm]	200 - 600	Description Horizontal submersible mixer with self-cleaning ECB propeller, close-coupled design, direct drive. ATEX-compliant version available. Applications Handling municipal and industrial waste water and sludges as well as applications in environmental engineering.	
	T [°C]	≥ 0 - ≤ +40		
	Installation depth [m]	≤ 30		
	Data for 50 Hz operation Also available for 60 Hz			
Amacontrol			http://shop.ksb.com/catalog/k0/en/product/ES000268	

Amaprop

	Propeller Ø [mm]	1000 - 2500	Description Horizontal submersible mixer with self-cleaning ECB propeller, close-coupled design, with coaxial spur gear drive. ATEX-compliant version available. Applications In environmental engineering, particularly in municipal and industrial waste water and sludge treatment, for circulating, keeping in suspension and inducing flow in nitrification tanks and denitrification tanks, activated sludge tanks, biological phosphate elimination tanks, flocculation tanks and sludge storage tanks	
	T [°C]	≥ 0 - ≤ +40		
	Installation depth [m]	≤ 12		
	Also available for 60 Hz			
Amacontrol			http://shop.ksb.com/catalog/k0/en/product/ES000271	

Amaline

	DN	200 - 800	Description Wet-installed horizontal propeller pump with submersible motor, equipped with direct drive or spur gear, ECB propeller with rigid, fibre-repellent blades, bolt-free connection to the discharge pipe. Explosion-proof version available. Applications Recirculating activated sludge in waste water treatment systems.	
	Q [m³/h]	≤ 6600		
	H [m]	≤ 2,5		
	T [°C]	≥ 0 - ≤ +40		
	n [rpm]	≤ 1450		
Data for 50 Hz operation Also available for 60 Hz				
 Amacontrol			http://shop.ksb.com/catalog/k0/en/product/ES000273	

Pumps for solids-laden fluids

Sewatec



DN	50 - 700
Q [m³/h]	≤ 10000
H [m]	≤ 115
p [bar]	≤ 10
T [°C]	≤ +70
n [rpm]	≤ 2900

Data for 50 Hz operation
Also available for 60 Hz

Description

Volute casing pump for horizontal or vertical installation, with various next-generation impeller types, discharge flange to DIN and ANSI standards. Explosion-proof version available.

Applications

Waste water transport, waste water disposal, waste water management, transport of contaminated surface water, sludge treatment



● PumpDrive, Amacontrol, LevelControl

<http://shop.ksb.com/catalog/k0/en/product/ES000068>

Sewatec SPN



DN	≤ 1200
Q [m³/h]	≤ 32400
H [m]	≤ 115
p [bar]	≤ 16
T [°C]	≤ +70

Data for 50 Hz operation
Also available for 60 Hz

Description

Vertical volute casing pump with multi-channel impellers (K), discharge flange to DIN and ANSI standards.

Applications

Waste water transport, waste water disposal, waste water management, transport of contaminated surface water

Sewabloc



DN	50 - 200
Q [m³/h]	≤ 1000
H [m]	≤ 90
p [bar]	≤ 10
T [°C]	≤ +70
n [rpm]	≤ 2900

Data for 50 Hz operation
Also available for 60 Hz

Description

Close-coupled volute casing pump for horizontal or vertical installation, with various next-generation impeller types, discharge flange to DIN and ANSI standards. Explosion-proof version available.

Applications

Waste water transport, waste water disposal, waste water management, transport of contaminated surface water, sludge treatment



● PumpDrive, LevelControl

<http://shop.ksb.com/catalog/k0/en/product/ES000069>

KWP



DN	40 - 900
Q [m³/h]	≤ 15000
H [m]	≤ 100
p [bar]	≤ 10
T [°C]	≥ -40 - ≤ +140
n [rpm]	≤ 2900

Data for 50 Hz operation
Also available for 60 Hz

Description

Horizontal radially split volute casing pump in back pull-out design, single-stage, single-entry, available with various impeller types: closed multi-channel impeller, open multi-vane impeller and free-flow impeller. ATEX-compliant version available.

Applications

Paper industry, cellulose industry, sugar industry, food industry, power plants, chemical industry, petrochemical industry, flue gas desulphurisation, coal upgrading plants, industrial engineering, waste water transport, seawater desalination / reverse osmosis



● PumpDrive

<http://shop.ksb.com/catalog/k0/en/product/ES000018>

KWP-Bloc



DN	40 - 900
Q [m³/h]	≤ 325
H [m]	≤ 100
p [bar]	≤ 10
T [°C]	≥ -40 - ≤ +100
n [rpm]	≤ 2900

Data for 50 Hz operation
Also available for 60 Hz

Description

Horizontal or vertical radially split close-coupled volute casing pump, single-stage, single-entry, available with various impeller types: closed multi-channel impeller, open multi-vane impeller and free-flow impeller.

Applications

Paper industry, cellulose industry, sugar industry, food industry, chemical industry, petrochemical industry, flue gas desulphurisation, industrial engineering, waste water transport



● PumpDrive



<http://shop.ksb.com/catalog/k0/en/product/ES000020>

Slurry pumps



WBC

	Q [m³/h]	≤ 16200	Description Patented design with state-of-the-art hydraulic system and highly wear-resistant materials for high-pressure applications. The pump casing is designed to withstand maximum stresses, e.g. during pressure surges. Applications Ideal for the single-stage or multistage transport of ore and tailings and for dredging.	
	H [m]	≤ 80		
	p [bar]	≤ 32		
	T [°C]	≥ -20 - ≤ +120		
http://shop.ksb.com/catalog/k0/en/product/ES000227				



LSA-S

	Q [m³/h]	≤ 18000	Description Premium design white cast iron pump for long service life handling severe slurries. The maintenance-friendly single-wall construction and heavy section white cast iron wet end combined with the cartridge bearing assembly provide maximum reliability, a long service life and ease of maintenance. Applications Ore and tailings transport, cyclone feed, dredging (dry-installed or submerged operation) and industrial processes.	
	H [m]	≤ 150		
	p [bar]	≤ 17		
	T [°C]	≥ -20 - ≤ +120		
http://shop.ksb.com/catalog/k0/en/product/ES000220				



LCC-M

	Q [m³/h]	≤ 3200	Description The wetted pump end (casing, impeller and suction plate / liner) is made of white cast iron. Design optimised to permit easy dismantling and reassembly for maintenance and inspections. Applications Reliable pump for high heads and moderately corrosive slurries. Used in mine dewatering, ash and tailings transport and dredging.	
	H [m]	≤ 90		
	p [bar]	≤ 16		
	T [°C]	≤ +120		
http://shop.ksb.com/catalog/k0/en/product/ES000217				

LCC-R

	Q [m³/h]	≤ 2560	Description Interchangeable rubber-lined or part-metal design allows adaptation of existing pumps to new applications by simply exchanging the pump wet end. Applications The pumps are suitable for moderate heads, fine particles and highly corrosive slurries.	
	H [m] p [bar] T [°C]	≤ 42 ≤ 16 ≤ +65		
http://shop.ksb.com/catalog/k0/en/product/ES000218				

TBC

	Q [m³/h]	≤ 18200	Description Horizontal high-pressure end-suction centrifugal pump offering maximum resistance to wear and ease of maintenance. The conventional single-wall design transfers stress loads from the wear plates to the casing covers in high-pressure applications. Pump components made of highly wear-resistant white cast iron. Applications High-head high-flow hydrotransport of tailings, dredged material, pipeline booster stations and other severe duties.	
	H [m]	≤ 90		
	p [bar]	≤ 37		
T [°C]		≥ -20 - ≤ +120		
http://shop.ksb.com/catalog/k0/en/product/ES000226				

LCV



Q [m³/h]	≤ 2045
H [m]	≤ 38
p [bar]	≤ 14
T [°C]	≤ +120

Description

Rugged vertical shaft submersible pump with casing, impeller and suction plate / liner made of white cast iron, bearing assembly located outside the fluid handled. Replaceable wetted parts made of white cast iron or natural rubber.

Applications

Particularly suitable for use in industrial processes and for transporting tailings in mines and pits.



<http://shop.ksb.com/catalog/k0/en/product/ES000016>

FGD



Q [m³/h]	≤ 23000
H [m]	≤ 30
p [bar]	≤ 10
T [°C]	≥ -20 - ≤ +120

Description

High-flow / low-head white cast iron pump with single-wall casing and high-efficiency impeller. Single-piece suction cover with integrated mounting plate.

Applications

Flue gas desulphurisation systems and process circuits



<http://shop.ksb.com/catalog/k0/en/product/ES000231>

MHD



Q [m³/h]	≤ 90000
H [m]	≤ 115
p [bar]	≤ 13
T [°C]	≥ -20 - ≤ +120

Description

Horizontal volute casing pump for high-volume hydrotransport of solids. For pumping slurries of large and very large particle sizes with a very good suction behaviour and high efficiency. Pump components made of white cast iron.

Applications

Ideal for pipeline pressure booster stations and severe mining duties. Highly suitable for loading and unloading duties on (cutter) suction dredgers.



<http://shop.ksb.com/catalog/k0/en/product/ES000224>

LHD



Q [m³/h]	≤ 30000
H [m]	≤ 105
p [bar]	≤ 15
T [°C]	≥ -20 - ≤ +120

Description

Horizontal volute casing pump for high-volume hydrotransport of solids. For pumping slurries of large and very large particle sizes with a very good suction behaviour and high efficiency. Used in low-pressure applications. Pump components made of white cast iron.

Applications

Ideal for handling sand and gravel, on dredgers for land reclamation and as booster pumps.



<http://shop.ksb.com/catalog/k0/en/product/ES000223>

MDX



Q [m³/h]	≤ 14000
H [m]	≤ 90
p [bar]	≤ 16
T [°C]	≥ -20 - ≤ +120

Description

Pump designed with the latest technology from GIW. Superior wear properties and extremely long service life handling aggressive slurries.



Applications

Designed for SAG and ball mill discharge duties, cyclone feed, screen feed and other ore mining and treatment processes.





<http://shop.ksb.com/catalog/k0/en/product/ES000850>

ZW

	Q [m³/h]	≤ 400	Description Rugged vertical shaft submersible pump with casing, impeller and suction cover made of white cast iron, top and bottom impeller inlet. Long-life bearings not exposed to fluid handled. Replaceable wetted components. Applications Particularly suitable for pumping abrasive slurries, dewatering, floor clean-up and process applications.	
	H [m]	≤ 35		
	p [bar]	≤ 10		
	T [°C]	≥ 0 - ≤ +65		
http://shop.ksb.com/catalog/k0/en/product/ES000852				

HVF

	Q [m³/h]	≤ 7200	Description The pump provides continuous operation without shutdown or operator intervention. The new hydraulic design removes air from the impeller eye while the pump is running, and the pump can be retrofitted into any existing operation. Applications For use in all froth pumping applications in the mineral processing and industrial minerals industries.	
	H [m]	≤ 50		
	p [bar]	≤ 11		
	T [°C]	≤ +120		
			http://shop.ksb.com/catalog/k0/en/product/ES000851	

Self-priming pumps

Etaprime L



DN	25 - 125
Q [m³/h]	≤ 180
H [m]	≤ 85
p [bar]	≤ 10
T [°C]	≥ -30 - ≤ +90
H _{geo} [m]	≤ 9

Data for 50 Hz operation
Also available for 60 Hz

Description

Horizontal self-priming volute casing pump, single-stage, with open multi-vane impeller, from size 40-40-140 with bearing bracket, in back pull-out design, ATEX-compliant version available.

Applications

Pumping clean, contaminated or aggressive fluids not containing abrasive substances and solids. For use in spray irrigation systems, service water systems, drainage, dewatering systems, fire-fighting systems, drawdown of groundwater levels, domestic water supply, air-conditioning systems, cooling circuits, swimming pools, water supply systems.



<http://shop.ksb.com/catalog/k0/en/product/ES000120>

Etaprime B



DN	25 - 100
Q [m³/h]	≤ 130
H [m]	≤ 70
p [bar]	≤ 10
T [°C]	≥ -30 - ≤ +90
H _{geo} [m]	≤ 9

Data for 50 Hz operation
Also available for 60 Hz

Description

Horizontal self-priming volute casing pump, single-stage, with open multi-vane impeller, close-coupled; pump shaft and motor shaft rigidly connected; ATEX-compliant version available.

Applications

Pumping clean, contaminated or aggressive fluids not containing abrasive substances and solids. For use in spray irrigation systems, service water systems, drainage, dewatering systems, fire-fighting systems, drawdown of groundwater levels, domestic water supply, air-conditioning systems, cooling circuits, swimming pools, water supply systems.



<http://shop.ksb.com/catalog/k0/en/product/ES000119>

EZ B/L



DN	25 - 50
Q [m³/h]	≤ 21
H [m]	≤ 160
p [bar]	≤ 16
T [°C]	≥ -5 - ≤ +80
n [rpm]	≤ 1500

Data for 50 Hz operation
Also available for 60 Hz

Description

Self-priming multistage liquid ring pump in close-coupled (EZ B) or long-coupled (EZ L) design, with mechanical seal.

Applications

Boiler feed, sanitary hot water, hydrophore systems for fresh or seawater and fresh water pre-heating.

AU



DN	40 - 200
Q [m³/h]	≤ 600
H [m]	≤ 52
p [bar]	≤ 10
T [°C]	≥ -10 - ≤ +80

Data for 50 Hz operation
Also available for 60 Hz

Description

Horizontal self-priming centrifugal pump, open or semi-open impeller, adjusted via wear plate, with mechanical seal, ATEX-compliant version available.

Applications

Pumping clean, contaminated and aggressive fluids also containing solids. In fresh water and seawater circuits, fire-fighting applications, as ballast and bilge pumps, and for drainage and waste water applications.



<http://shop.ksb.com/catalog/k0/en/product/ES000750>

AU Monobloc



DN	40 - 50
Q [m³/h]	≤ 53
H [m]	≤ 37
p [bar]	≤ 10
T [°C]	≥ -10 - ≤ +80

Data for 50 Hz operation
Also available for 60 Hz

Description

Horizontal self-priming centrifugal pump in close-coupled design, open or semi-open impeller, adjusted via wear plate, with mechanical seal, driven by electric motors or internal combustion engines; ATEX-compliant version available.

Applications




Pumping clean, contaminated and aggressive fluids also containing solids. In fresh water and seawater circuits, fire-fighting applications, as ballast and bilge pumps, and for drainage and waste water applications.







<http://shop.ksb.com/catalog/k0/en/product/ES000715>

Submersible borehole pumps





UPAchrom 100 CN

	DN Q [m³/h] H [m] T [°C]	100 ≤ 22 ≤ 300 ≤ +30	Description Multistage centrifugal pump in shroud design made of stainless steel and plastic for well diameters of 100 mm (4 inches) and above, available with single-phase AC motor or three-phase motor with motor lead.	
	Data for 50 Hz operation Also available for 60 Hz		Applications Domestic water supply, general irrigation and spray irrigation, drawdown of groundwater levels, in fire-fighting systems, cooling circuits, fountains, pressure booster systems and air-conditioning systems. UPAchrom 100 CN is also suitable for drinking water applications to ACS.	
	 Control unit, Cervomatic, UPA Control			
			http://shop.ksb.com/catalog/k0/en/product/ES000003	



UPAchrom 100 CC

	DN Q [m³/h] H [m] T [°C]	100 ≤ 18 ≤ 600 ≤ +30	Description Multistage centrifugal pump in ring-section design made of stainless steel for well diameters of 100 mm (4 inches) and above, available with single-phase AC motor or three-phase motor with motor lead.	 
	Data for 50 Hz operation Also available for 60 Hz		Applications Domestic water supply, general irrigation and spray irrigation, drawdown of groundwater levels, in fire-fighting systems, cooling circuits, fountains, pressure booster systems and air-conditioning systems. UPAchrom 100 CC is also suitable for drinking water applications to ACS.	
	 Control unit, Cervomatic, UPA Control			



UPA 150C

	DN	150	Description	
	Q [m³/h]	≤ 79	All-stainless steel single-stage or multistage centrifugal pump in ring-section design for well diameters of 150 mm (6 inches) and above.	
	H [m]	≤ 440	Applications	
	T [°C]	≤ +50	Spray irrigation systems, general irrigation systems, drawdown of groundwater levels, domestic water supply, fountains, heat pump systems, water supply systems	
	Data for 50 Hz operation Also available for 60 Hz			
 PumpDrive, KSB UMA-S			http://shop.ksb.com/catalog/k0/en/product/ES000003	


UPA 200, 200B, 250C

	DN	200 - 250	Description Single-stage or multistage single-entry centrifugal pump in ring-section design for vertical or horizontal installation. Optionally available with lift check valve or connection branch. For well diameters of 8 inches and above.	
	Q [m³/h]	≤ 330		
	H [m]	≤ 460		
	T [°C]	≤ +50	Applications Pumping clean or slightly contaminated water in general water supply, spray irrigation and general irrigation, drawdown and maintenance of groundwater levels, fountains and pressure booster systems, mining, fire-fighting systems, emergency water supply, etc.	
Data for 50 Hz operation				
Also available for 60 Hz				
PumpDrive, KSB UMA-S			http://shop.ksb.com/catalog/k0/en/product/ES000003	


UPA 300, 350

	DN	300 - 350	Description Single-stage or multistage single-entry centrifugal pump in ring-section design for vertical or horizontal installation. Mixed flow hydraulic systems with trimmable impellers. Optionally available with lift check valve or connection branch. For well diameters of 12 inches and above.	
	Q [m³/h]	≤ 840		
	H [m]	≤ 480		
	T [°C]	≤ +50		
	Data for 50 Hz operation		Applications Pumping clean or slightly contaminated water in general water supply, spray irrigation and general irrigation, drawdown and maintenance of groundwater levels, fountains and pressure booster systems, mining, fire-fighting systems, emergency water supply, etc.	
	Also available for 60 Hz			
PumpDrive, KSB UMA-S			http://shop.ksb.com/catalog/k0/en/product/ES000003	

UPA 400-850



	DN	> 350	Description Single-stage or multistage single-entry centrifugal pump in ring-section design for vertical or horizontal installation.
	Q [m³/h]	≤ 5000	
	H [m]	≤ 300	Applications Pumping clean or slightly contaminated water, seawater, liquefied gases and oils in water supply, offshore and cavern applications and in groundwater management.
	T [°C]	≤ +50	
	Data for 50 Hz operation Also available for 60 Hz		

UPA D

	DN	> 350	Description Multistage double-entry centrifugal pump in ring-section design for vertical or horizontal installation.
	Q [m³/h]	≤ 5000	
	H [m]	≤ 1500	Applications Pumping clean or slightly contaminated water, seawater, liquefied gases and oils in water supply, offshore and cavern applications and in groundwater management.
	T [°C]	≤ +50	
	Data for 50 Hz operation Also available for 60 Hz		




Vertical turbine pumps

B Pump





	DN	80 - 500	Description B Pumps are vertical turbine pumps conforming to AWWA E101-88 and designed with radially split interchangeable pump bowls, wear rings and impellers; column assembly with interchangeable column bearings and lengths of column pipes for variable depth settings.	
	Q [m³/h]	≤ 2600		
	H [m]	≤ 160	Applications Pumping clean water in agriculture, collection and irrigation, public water supply, industry, fire-fighting systems	
	p [bar]	≤ 16		
	T [°C]	≥ -10 - ≤ +105		
	n [rpm]	≤ 3000		
	Data for 50 Hz operation			
Also available for 60 Hz				
Higher ratings possible on request		http://shop.ksb.com/catalog/k0/en/product/ES000909		

High-pressure pumps





Comeo

	Rp	1 - 1 1/4	Description Multistage horizontal centrifugal pump in close-coupled design Applications Water supply, small pressure booster systems, irrigation, cooling	
	Q [m³/h]	≤ 10,8		
	H [m]	≤ 79,5		
	p [bar]	≤ 10		
	T [°C]	≥ -10 - ≤ +60		
	n [rpm]	≤ 2900		
	Data for 50 Hz operation Also available for 60 Hz			
 Frequency inverter			http://shop.ksb.com/catalog/k0/en/product/ES000912	





Movitec H(S)

	Rp	1 1/4 - 2	Description Multistage horizontal high-pressure centrifugal pump with KSB SuPremE, a magnetless synchronous reluctance motor (exception: motor sizes 0.55 kW / 0.75 kW with 1500 rpm are designed with permanent magnets) of efficiency class IE4/IE5 to IEC TS 60034-30-2: 2016, for operation on a KSB PumpDrive 2 or KSB PumpDrive 2 Eco variable speed system without rotor position sensors. Applications Spray irrigation, general irrigation, washing, water treatment, fire-fighting and pressure booster systems, hot water and cooling water recirculation, boiler feed systems, etc.	
	Q [m³/h]	≤ 26,3		
	H [m]	≤ 195		
	p [bar]	≤ 25		
	T [°C]	≥ -20 - ≤ +140		
	n [rpm]	≤ 2900		
Data for 50 Hz operation				
Also available for 60 Hz				
 KSB SuPremE, PumpDrive, PumpMeter			http://shop.ksb.com/catalog/k0/en/product/ES000927	



Movitec

	Rp	1 - 2	Description Multistage vertical high-pressure centrifugal pump in ring-section design with suction and discharge nozzles of identical nominal diameters arranged opposite to each other (in-line design), close-coupled. With KSB SuPremE, a magnetless synchronous reluctance motor (exception: motor sizes 0.55 kW / 0.75 kW with 1500 rpm are designed with permanent magnets) of efficiency class IE4/IE5 to IEC TS 60034-30-2: 2016, for operation on a KSB PumpDrive 2 or KSB PumpDrive 2 Eco variable speed system without rotor position sensors. Motor mounting points in accordance with EN 50347, envelope dimensions in accordance with DIN V 42673 (07-2011). ATEX-compliant version available. Applications Spray irrigation, general irrigation, washing, water treatment, fire-fighting and pressure booster systems, hot water and cooling water recirculation, boiler feed systems, etc.	
	DN	25 - 125		
	Q [m³/h]	≤ 160		
	H [m]	≤ 401		
	p [bar]	≤ 40		
	T [°C]	≥ -20 - ≤ +140		
	n [rpm]	≤ 2900		
	Data for 50 Hz operation Also available for 60 Hz			
 KSB SuPremE, PumpDrive, PumpMeter				
http://shop.ksb.com/catalog/k0/en/product/ES000865				

Movitec VCI




	Rp	1 1/4 - 2	Description Multistage vertical high-pressure immersion pump for installation on tanks or platforms. Applications Machine tools, industrial machine systems, condensate transport, paint shops.	
	Q [m³/h]	≤ 22,5		
	H [m]	≤ 249		
	p [bar]	≤ 25		
	T [°C]	≥ -10 - ≤ +120		
	n [rpm]	≤ 2900		
	Data for 50 Hz operation Also available for 60 Hz			
 KSB SuPremE, PumpDrive				
http://shop.ksb.com/catalog/k0/en/product/ES000870				

Multitec



	DN Q [m³/h] H [m] p [bar] T [°C] n [rpm]	32 - 250 ≤ 1500 ≤ 1000 ≤ 100 ≥ -10 - ≤ +200 ≤ 3500	Description Multistage horizontal or vertical centrifugal pump in ring-section design, long-coupled or close-coupled, with axial or radial suction nozzle, cast radial impellers and motor-mounted variable speed system. ATEX-compliant version available. Applications Water supply, drinking water supply, industry, pressure boosting, irrigation, power stations, heating systems, filtering systems, fire-fighting systems, reverse osmosis systems, snow-making systems and washing plants, and geothermal systems (re-injection of geothermal water into the aquifer).	
	KSB SuPremE, PumpDrive, PumpMeter		http://shop.ksb.com/catalog/k0/en/product/ES000214	


Axially split pumps

Omega




	DN	80 - 350	Description	
	Q [m³/h]	≤ 2880	Single-stage axially split volute casing pump for horizontal or vertical installation, with double-entry radial impeller, mating flanges to DIN, EN or ASME.	
	H [m]	≤ 210	Applications	
	p [bar]	≤ 25	Pumping water with a low solids content, e.g. in waterworks, irrigation and drainage pumping stations, extraction duties in desalination systems, power stations, fire-fighting systems, shipbuilding, district heating or cooling.	
	T [°C]	≥ 0 - ≤ +140		
	n [rpm]	≤ 2900		
	Data for 50 Hz operation			
	Also available for 60 Hz			
 PumpDrive, PumpMeter				
			http://shop.ksb.com/catalog/k0/en/product/ES000071	

RDLO

	DN	350 - 690	Description	
	Q [m³/h]	≤ 10000	Single-stage axially split volute casing pump for horizontal or vertical installation, with double-entry radial impeller, mating flanges to DIN, EN or ASME.	
	H [m]	≤ 290	Applications Pumping water with a low solids content, e.g. in waterworks, irrigation and drainage pumping stations, extraction duties in desalination systems, power stations, fire-fighting systems, shipbuilding, district heating or cooling.	
p [bar]	≤ 30			
T [°C]	≥ 0 - ≤ +140			
n [rpm]	≤ 1450			
Data for 50 Hz operation				
Also available for 60 Hz				
			http://shop.ksb.com/catalog/k0/en/product/ES000170	

 **PumpMeter, Frequency inverter**

RDLP

	DN	350 - 1200	Description Axially split volute casing pump for horizontal installation, with one, two or three stages and double-entry radial impeller, mating flanges to DIN, ISO or ANSI. Applications Pumping water with a low solids content, e.g. in waterworks and long-distance water supply.	
	Q [m³/h]	≤ 18000		
	H [m]	≤ 550		
	p [bar]	≤ 64		
	T [°C]	≥ 0 - ≤ +80		
	n [rpm]	≤ 1450		
	Data for 50 Hz operation			
	Also available for 60 Hz			
<div><div> Frequency inverter</div><div>http://shop.ksb.com/catalog/k0/en/product/ES000171</div></div>				

Hygienic pumps

Vitachrom



DN	50 - 125
Q [m³/h]	≤ 340
H [m]	≤ 100
p [bar]	≤ 12
T [°C]	≥ -30 - ≤ +110

Data for 50 Hz operation
Also available for 60 Hz

Description

Service-friendly non-self-priming single-stage hygienic close-coupled pump in back pull-out design with magnetless KSB SuPremE motor of efficiency class IE4/IE5 and PumpDrive variable speed system. The pump features a semi-open impeller and electropolished surfaces. It is very easy to clean by CIP/SIP thanks to its almost complete lack of dead volume or narrow clearances. Its wetted components are made of 1.4404/1.4409 (AISI 316L/CF3M) stainless steel. Vitachrom is EHEDG-certified. All materials comply with FDA standards and EN 1935/2004. ATEX-compliant version available.

Applications

Hygienic handling of fluids in the food, beverage and pharmaceutical industries as well as in the chemical industry.



● KSB SuPremE, PumpDrive, PumpMeter

<http://shop.ksb.com/catalog/k0/en/product/ES000030>

Vitacast



DN	32 - 200
Q [m³/h]	≤ 540
H [m]	≤ 105
p [bar]	≤ 10
T [°C]	≥ -20 - ≤ +140

Data for 50 Hz operation
Also available for 60 Hz
Other ratings possible on request

Description

Service-friendly volute casing pump with magnetless KSB SuPremE motor of efficiency class IE4/IE5 and PumpDrive variable speed system. All wetted components are made of 1.4404/1.4409 (AISI 316L/CF3M) stainless steel. Designed with very little dead volume; open impeller, electropolished surface, excellent efficiency. Hygienic design for the highest requirements on cleanability (CIP/SIP-compatible), certified by the TNO Nutrition and Food Research Institute to EHEDG standards. All materials comply with FDA standards and EN 1935/2004. ATEX-compliant version available.

Applications

Hygienic handling of fluids in the food, beverage and pharmaceutical industries as well as in the chemical industry.



● KSB SuPremE, PumpDrive, PumpMeter

<http://shop.ksb.com/catalog/k0/en/product/ES000785>

Vitacast Bloc



DN	25 - 150
Q [m³/h]	≤ 340
H [m]	≤ 105
p [bar]	≤ 10
T [°C]	≥ -30 - ≤ +140

Data for 50 Hz operation
Also available for 60 Hz
Other ratings possible on request

Description

Service-friendly volute casing pump with magnetless KSB SuPremE motor of efficiency class IE4/IE5 and PumpDrive variable speed system. All wetted components are made of 1.4404/1.4409 (AISI 316L/CF3M) stainless steel. Designed with very little dead volume; open impeller, electropolished surface, excellent efficiency. Hygienic design for the highest requirements on cleanability (CIP/SIP-compatible), certified by the TNO Nutrition and Food Research Institute to EHEDG standards. All materials comply with FDA standards and EN 1935/2004. Trolley available among other accessories. ATEX-compliant version available.

Applications

Hygienic handling of fluids in the food, beverage and pharmaceutical industries as well as in the chemical industry.



● KSB SuPremE, PumpDrive, PumpMeter

<http://shop.ksb.com/catalog/k0/en/product/ES000785>

Vitaprime



DN	40 - 80
Q [m³/h]	≤ 58
H [m]	≤ 45
p [bar]	≤ 10
T [°C]	≥ -20 - ≤ +100

Data for 50 Hz operation
Also available for 60 Hz
Other ratings possible on request

Description

Service-friendly close-coupled side channel pump (self-priming) with magnetless KSB SuPremE motor of efficiency class IE4/IE5 and PumpDrive variable speed system. All wetted components are made of 1.4404/1.4409 (AISI 316L/CF3M) stainless steel. Hygienic design for the highest requirements on cleanability (CIP/SIP-compatible). All materials comply with FDA standards and EN 1935/2004. Trolley available among other accessories. ATEX-compliant version available.

Applications

Hygienic handling of fluids in the food, beverage and pharmaceutical industries as well as in the chemical industry.



● KSB SuPremE, PumpDrive

<http://shop.ksb.com/catalog/k0/en/product/ES000787>

Vitastage



Q [m³/h]	≤ 12,5
H [m]	≤ 150
p [bar]	≤ 16
T [°C]	≥ -20 - ≤ +140

Data for 50 Hz operation
Also available for 60 Hz
Other ratings possible on request

Description

Multistage centrifugal pump in close-coupled design for vertical or horizontal installation. All wetted components are made of 1.4401/1.4408 (AISI 316/CF8M) stainless steel. Versatile, robust and especially energy-efficient. CIP/SIP-compatible. All materials comply with FDA standards and EN 1935/2004. Trolley also available among other accessories.

Applications

Processes with hygienic requirements in the food and beverage industries and in the chemical industry.



<http://shop.ksb.com/catalog/k0/en/product/ES000788>

Vitalobe



DN	25 - 200
Q [m³/h]	≤ 342
H [m]	≤ 200
p [bar]	≤ 20
T [°C]	≥ -40 - ≤ +180
Viscosity [cP]	≤ 200000

Data for 50 Hz operation
Also available for 60 Hz
Other ratings possible on request

Description

Sturdy rotary lobe pump in hygienic design, bi-directional operation possible, horizontal or vertical orientation of connections. Hygienic design, highly CIP/SIP-compatible due to its almost complete lack of dead volume or narrow clearances. All wetted components made of 1.4404/1.4409 (AISI 316L/CF3M) stainless steel; various rotor types, shaft seals and process connections available. Installed as a pump set with gear unit and standardised motor. Vitalobe is EHEDG-certified. The pump elastomers comply with the FDA standards and EN 1935/2004. Accessories include a trolley, a heatable casing or casing cover and a pressure relief arrangement. An ATEX-compliant version is available.

Applications

Hygienic and gentle handling of sensitive or high-viscosity fluids in the food, beverage and pharmaceutical industries, the chemical industry and general process engineering.



 KSB SuPremE, PumpDrive

<http://shop.ksb.com/catalog/k0/en/product/ES000847>

Pumps for power station conventional islands

CHTA / CHTC / CHTD



DN	100 - 700
Q [m³/h]	≤ 5700
H [m]	≤ 5400
p [bar]	≤ 560
T [°C]	≤ +270
n [rpm]	≤ 6750

Also available for 60 Hz
Higher ratings possible on request

Description

Horizontal high-pressure barrel-type pumps with radial impellers, single-entry and double-entry, multistage, with flanges or weld end nozzles to DIN and ANSI.

Applications

Pumping feed water and condensate in power stations and industrial plants, generation of pressurised water for bark peeling and descaling units.



<http://shop.ksb.com/catalog/k0/en/product/ES000239>

HGB / HGC / HGD



DN	40 - 400
Q [m³/h]	≤ 2300
H [m]	≤ 5300
p [bar]	≤ 560
T [°C]	≤ +210
n [rpm]	≤ 7000

Also available for 60 Hz
Higher ratings possible on request

Description

Horizontal radially split ring-section pump with radial impellers, single-entry or double-entry, multistage.

Applications

Pumping feed water and condensate in power stations and industrial plants, pumping gas turbine fuels, generating pressurised water for bark peeling and descaling units, snow guns, etc.



<http://shop.ksb.com/catalog/k0/en/product/ES000233>

HGI



DN	50 - 150
Q [m³/h]	≤ 410
H [m]	≤ 2000
p [bar]	≤ 200
T [°C]	≤ +180
n [rpm]	≤ 3600

Also available for 60 Hz

Description

Horizontal radially split ring-section pump with radial impellers, single-entry, multistage.

Applications

Pumping feed water and condensate in power stations and industrial plants.

HGM



DN	25 - 125
Q [m³/h]	≤ 350
H [m]	≤ 1400
p [bar]	≤ 140
T [°C]	≤ +160
n [rpm]	≤ 3600

Also available for 60 Hz
Higher ratings possible on request**Description**

Horizontal radially split product-lubricated multistage ring-section pump with radial impellers, axial and radial single-entry inlet.

Applications

Pumping feed water in power stations, boiler feed systems and condensate transport in industrial plants.

<http://shop.ksb.com/catalog/k0/en/product/ES000236>

YNK



DN	125 - 600
Q [m³/h]	≤ 5200
H [m]	≤ 540
p [bar]	≤ 100
T [°C]	≤ +250
n [rpm]	≤ 3300

Higher ratings possible on request

Description

Horizontal radially split single-stage double-entry boiler feed booster pump (booster system) with cast steel single or double volute casing.

Applications

Pumping feed water in power stations and industrial plants.

<http://shop.ksb.com/catalog/k0/en/product/ES000181>

LUV / LUVA



DN	100 - 550
Q [m³/h]	≤ 7000
H [m]	≤ 300
p [bar]	≤ 400
T [°C]	≤ +425
n [rpm]	≤ 3600

Data for 50 Hz operation
Also available for 60 Hz**Description**

Vertical spherical casing pump, radial impellers, single-entry, single- to three-stage. Suitable for very high inlet pressures and temperatures. Integrated wet winding motor to VDE. Product-lubricated bearings, no need for oil supply systems. Design to TRD, ASME or IBR.

Applications

Hot water recirculation in forced-circulation, forced-flow and combined-circulation boilers for very high pressures and in solar power towers.

<http://shop.ksb.com/catalog/k0/en/product/ES000183>

WKTb



DN	150 - 300
Q [m³/h]	≤ 1500
H [m]	≤ 370
p [bar]	≤ 40
T [°C]	≤ +140
n [rpm]	1500

Data for 50 Hz operation
Also available for 60 Hz**Description**

Vertical can-type ring-section pump on base frame, multistage, first-stage impeller designed as a double-entry suction impeller, radial impellers. Flanges to DIN or ANSI.

Applications

Pumping condensate in power stations and industrial plants.

<http://shop.ksb.com/catalog/k0/en/product/ES000506>

SEZ



Q [m³/h]	≤ 65000
H [m]	≤ 33
T [°C]	≤ +40
n [rpm]	≤ 990
Data for 50 Hz operation Also available for 60 Hz Higher ratings possible on request	

Description
Vertical tubular casing pump with open mixed flow impeller, pump intake with inlet nozzle or suction elbow, pull-out design available, discharge nozzle arranged above- or underfloor, flanges to DIN or ANSI standards available.

Applications
Pumping raw water, pure water, service water and cooling water in industry, water supply systems, power stations and seawater desalination plants.



<http://shop.ksb.com/catalog/k0/en/product/ES000173>

SEZT



Q [m³/h]	≤ 20000
H [m]	≤ 110
T [°C]	≤ +45
n [rpm]	≤ 990
Data for 50 Hz operation Also available for 60 Hz Higher ratings possible on request	

Description
Vertical tubular casing pump with open or closed mixed flow impeller

Applications
Handling seawater in seawater desalination plants.



<http://shop.ksb.com/catalog/k0/en/product/ES000174>

PHZ



Q [m³/h]	≤ 65000
H [m]	≤ 25
T [°C]	≤ +80
n [rpm]	≤ 990
Data for 50 Hz operation Also available for 60 Hz Higher ratings possible on request	

Description
Vertical tubular casing pump with mixed flow propeller, pump intake with inlet nozzle or suction elbow, pull-out design available, discharge nozzle arranged above- or underfloor, flanges to DIN or ANSI standards available.

Applications
Raw water, pure water, service water and cooling water in industry, water supply systems, power stations and seawater desalination plants.



<http://shop.ksb.com/catalog/k0/en/product/ES000158>

PNZ



Q [m³/h]	≤ 65000
H [m]	≤ 15
T [°C]	≤ +80
n [rpm]	≤ 990
Data for 50 Hz operation Also available for 60 Hz Higher ratings possible on request	

Description
Vertical tubular casing pump with axial propeller, pump intake with inlet nozzle or suction elbow, pull-out design available, discharge nozzle arranged above- or underfloor, flanges to DIN or ANSI standards available.

Applications
Raw water, pure water, service water and cooling water in industry, water supply systems, power stations and seawater desalination plants.



<http://shop.ksb.com/catalog/k0/en/product/ES000160>

SNW



DN	350 - 800
Q [m³/h]	≤ 6500
H [m]	≤ 60
p [bar]	≤ 10
T [°C]	≤ +60
n [rpm]	≤ 1500
Data for 50 Hz operation Also available for 60 Hz Higher ratings possible on request	



Description
Vertical tubular casing pump with mixed flow impeller, single-stage, with maintenance-free Residur bearings, discharge nozzle arranged above- or underfloor.

Applications
Irrigation and drainage, stormwater pumping stations, for raw water and pure water, water supply, cooling water.





<http://shop.ksb.com/catalog/k0/en/product/ES000176>


PNW

	DN	350 - 800	Description Vertical tubular casing pump with axial propeller, single-stage, with maintenance-free Residur bearings, discharge nozzle arranged above or below floor level. Applications Irrigation and drainage, stormwater pumping stations, for raw water and pure water, water supply, cooling water.	
	Q [m³/h]	≤ 9000		
	H [m]	≤ 10		
	p [bar]	≤ 10		
	T [°C]	≤ +60		
n [rpm]	≤ 1500			
Data for 50 Hz operation Also available for 60 Hz Higher ratings possible on request				
			http://shop.ksb.com/catalog/k0/en/product/ES000163	

Beveron



	Q [m³/s] H [m]	≤ 30 ≤ 27	Description Concrete volute casing pump with mixed flow impeller, single-stage, with zero-maintenance Residur bearings lubricated by the fluid handled.	
	Applications Coast protection and flood control, irrigation and drainage, low-lift pumping stations, reservoir filling, cooling water, raw and pure water.			
	http://shop.ksb.com/catalog/k0/en/product/ES000868			

SPY



	DN	350 - 1200	Description Long-coupled volute casing pump, single-stage, in back pull-out design.	
	Q [m³/h]	≤ 21600		
	H [m]	≤ 50		Applications Irrigation, drainage and water supply systems, for pumping condensate, cooling water, service water, etc.
	p [bar]	≤ 10		
	T [°C]	≤ +105		
	n [rpm]	≤ 1480		
Data for 50 Hz operation				
Also available for 60 Hz				
Higher ratings possible on request				

Pumps for nuclear power stations

RER

	DN	≤ 800	Description Vertical single-stage reactor coolant pump with forged circular casing plated on the inside, with diffuser, either with integrated pump thrust bearing or shaft supported by motor bearing. Applications Reactor coolant recirculation in nuclear power stations.	
	Q [m³/h]	≤ 40000		
	H [m]	≤ 140		
	p [bar]	≤ 175		
	T [°C]	≤ +350		
	n [rpm]	≤ 1800		
Available for 50 Hz and 60 Hz Higher ratings possible on request				
			http://shop.ksb.com/catalog/k0/en/product/ES000144	

RSR

	DN	≤ 750	Description Vertical single-stage reactor coolant pump with cast or forged casing, shaft supported by motor bearing. Applications Reactor coolant recirculation in nuclear power stations.	
	Q [m³/h]	≤ 24000		
	H [m]	≤ 215		
	p [bar]	≤ 175		
	T [°C]	≤ +350		
	n [rpm]	≤ 1800		
Available for 50 Hz and 60 Hz Higher ratings possible on request				
			http://shop.ksb.com/catalog/k0/en/product/ES000146	

RUV



DN	≤ 650
Q [m³/h]	≤ 22000
H [m]	≤ 111
p [bar]	≤ 155
T [°C]	≤ +350
n [rpm]	≤ 1800

Available for 50 Hz and 60 Hz
Higher ratings possible on request

Description

Vertical single-stage reactor coolant pump. Seal-less design with integrated wet rotor motor and integrated flywheel. Product-lubricated bearings, no oil supply systems required.

Applications

Reactor coolant recirculation in generation III+ nuclear power stations.



<http://shop.ksb.com/catalog/k0/en/product/ES000848>

PSR



DN	≤ 600
Q [m³/h]	≤ 9000
H [m]	≤ 45
p [bar]	≤ 75
T [°C]	≤ +300
n [rpm]	≤ 2000

Available for 50 Hz and 60 Hz
Higher ratings possible on request

Description

Vertical pump set integrated in the reactor containment floor, seal-less pump with leak-free, low-maintenance wet rotor motor.

Applications

Reactor coolant recirculation in boiling water reactors.



<http://shop.ksb.com/catalog/k0/en/product/ES000150>

RHD



DN	125 - 500
Q [m³/h]	≤ 6500
H [m]	≤ 1000
p [bar]	≤ 150
T [°C]	≤ +210
n [rpm]	≤ 6500

Available for 50 Hz and 60 Hz
Higher ratings possible on request

Description

Horizontal single-stage double-entry main feed water pump MFWP, cast or forged variant.

Applications

Main feed water supply (MFWS) in steam generation systems of nuclear power stations.



<http://shop.ksb.com/catalog/k0/en/product/ES000138>

LUV Nuclear



DN	40 - 600
Q [m³/h]	≤ 7000
H [m]	≤ 300
p [bar]	≤ 320
T [°C]	≤ +430

Data for 50 Hz operation
Also available for 60 Hz

Description

Vertical pump with integrated motor, single-entry, single- to three-stage. Suitable for very high inlet pressures and temperatures. Integrated wet winding motor to VDE. Product-lubricated bearings, no oil supply systems required. Design to ASME Section 3, KTA, etc.

Applications

As reactor water clean-up pump in boiling water reactors, reactor coolant pump in boiling water and pressurised water reactors and recirculation pump in test facilities.



<http://shop.ksb.com/catalog/k0/en/product/ES000855>

RHM



DN	≤ 150
Q [m³/h]	≤ 300
H [m]	≤ 2100
p [bar]	≤ 220
T [°C]	≤ +180
n [rpm]	≤ 8000

Available for 50 Hz and 60 Hz
Higher ratings possible on request

Description

Horizontal multistage barrel pull-out pump.

Applications

Core flooding, emergency cooling and residual heat removal systems, chemical and volume control systems, control rod drive systems, high-pressure and medium-pressure safety injection systems, emergency feed water systems, start-up and shutdown feed water systems, high-pressure charging.



<http://shop.ksb.com/catalog/k0/en/product/ES000245>

RVM



DN	≤ 85
Q [m³/h]	≤ 50
H [m]	≤ 2000
p [bar]	≤ 200
T [°C]	≤ +100
n [rpm]	≤ 6000

Available for 50 Hz and 60 Hz
Higher ratings possible on request

Description

Vertical multistage barrel pull-out pump.

Applications

Core flooding, emergency cooling and residual heat removal systems, chemical and volume control systems, high-pressure and medium-pressure safety injection systems.



<http://shop.ksb.com/catalog/k0/en/product/ES000243>

RHR



DN	≤ 500
Q [m³/h]	≤ 6000
H [m]	≤ 190
p [bar]	≤ 63
T [°C]	≤ +200
n [rpm]	≤ 3600

Available for 50 Hz and 60 Hz

Description

Horizontal circular casing pump with forged or cast pressure boundary and diffuser.

Applications

Core flooding, emergency cooling and residual heat removal systems, ancillary systems, acid feed system and low-pressure injection system, component cooling water systems.



<http://shop.ksb.com/catalog/k0/en/product/ES000140>

RVR



DN	≤ 500
Q [m³/h]	≤ 6000
H [m]	≤ 190
p [bar]	≤ 63
T [°C]	≤ +200
n [rpm]	≤ 3600

Available for 50 Hz and 60 Hz

Description

Vertical circular casing pump with forged or cast pressure boundary and diffuser.

Applications

Core flooding, emergency cooling and residual heat removal systems, ancillary systems, acid feed system and low-pressure injection system, component cooling water systems.



<http://shop.ksb.com/catalog/k0/en/product/ES000142>

RVT



DN	≤ 350
Q [m³/h]	≤ 1100
H [m]	≤ 131
p [bar]	≤ 30
T [°C]	≤ +160
n [rpm]	≤ 1485

Available for 50 Hz and 60 Hz
Higher ratings possible on request

Description

Vertical multistage barrel pull-out pump with double-entry suction impeller and forged distributor casing.

Applications

Low-pressure injection systems, emergency feed water systems, emergency cooling and residual heat removal systems

Pumps for desalination by reverse osmosis

RPH-RO



DN	100 - 350
Q [m³/h]	≤ 2500
H [m]	≤ 110
p [bar]	≤ 80
T [°C]	≤ +40

Data for 50 Hz operation
Also available for 60 Hz

Description

Horizontal radially split volute casing pump for dry installation, made of super-duplex stainless steel.

Applications

Booster pump for RO seawater desalination systems.



<http://shop.ksb.com/catalog/k0/en/product/ES000570>

HGM-RO



DN	65 - 250
Q [m³/h]	≤ 1500
H [m]	≤ 950
p [bar]	≤ 120
T [°C]	≥ 0 - ≤ +40
n [rpm]	≤ 3600

Also available for 60 Hz

Description

Horizontal radially split product-lubricated multistage ring-section pump with radial impellers and plain bearings, axial and radial single-entry inlet. Duplex stainless steel variant or super duplex stainless steel variant, also suitable for chilled water applications.

Applications

High-pressure pump for RO seawater desalination systems


<http://shop.ksb.com/catalog/k0/en/product/ES000237>

Multitec-RO



DN	50 - 150
Q [m³/h]	≤ 850
H [m]	≤ 1000
p [bar]	≤ 100
T [°C]	≥ -10 - ≤ +45
n [rpm]	≤ 3500

Data for 50 Hz operation
Also available for 60 Hz

Description

Horizontal multistage centrifugal pump in ring-section design. Axial suction nozzle. Discharge nozzle can be turned in steps of 90°. Closed radial impellers. Made of duplex or superduplex stainless steel.

Applications

High-pressure pump for RO seawater desalination systems and geothermal systems (re-injection of geothermal water into the aquifer).

KSB SuPremE, PumpDrive

Positive displacement pumps

RC / RCV



DN	20 - 100
Q [m³/h]	≤ 78
H [m]	≤ 100
p [bar]	≤ 10
T [°C]	≥ +5 - ≤ +80
n [rpm]	≤ 1500

Data for 50 Hz operation
Also available for 60 Hz

Description

Helical gear pump, self-priming, with bypass valve, close-coupled design, for horizontal installation with baseplate or vertical installation. With mechanical seal.

Applications

Fuel feed, handling fuel, lubricating oil and viscous fluids, lubrication systems.


<http://shop.ksb.com/catalog/k0/en/product/ES000744>

Fire-fighting systems

EDS



DN	32 - 300
Q [m³/h]	≤ 840
H [m]	≤ 140
p [bar]	≤ 16
T [°C]	≥ +5 - ≤ +50
n [rpm]	≤ 3000

Data for 50 Hz operation
Also available for 60 Hz

Description



Automatic fire-fighting system consisting of a jockey pump and one or several duty pumps, with electric motor or diesel engine. Includes manifold, valves, accessories and control unit. To EN 12845, CEA 4001, UNE-23500, NFPA-20, etc.

Applications

Office buildings, hotels, industry, shopping malls, etc.

<http://shop.ksb.com/catalog/k0/en/product/ES000726>

DU / EU

	DN	32 - 350	Description Automatic fire-fighting system consisting of pumps with electric motor or diesel engine and control unit. To EN 12845, CEA 4001, UNE-23500, NFPA-20, FM, etc. Applications Office buildings, hotels, industry, shopping malls, etc.
	Q [m³/h]	≤ 2500	
	H [m]	≤ 150	
	p [bar]	≤ 25	
	T [°C]	≥ +5 - ≤ +50	
	n [rpm]	≤ 3000	
Data for 50 Hz operation Also available for 60 Hz			
			http://shop.ksb.com/catalog/k0/en/product/ES000727

Control units

Controlmatic E



Number of pumps
U [V]

≤ 1
1~230

Description

Automatic control unit for pressure-controlled starting, flow-controlled stopping and monitoring of a single pump

Applications

In water supply systems in combination with Multi Eco, Ixo, etc.



<http://shop.ksb.com/catalog/k0/en/product/ES000276>

Controlmatic E.2



Number of pumps
U [V]

≤ 1
1~230

Description

Automatic control unit for pressure-controlled starting, flow-controlled stopping and monitoring of a single pump

Applications

In water supply systems in combination with Multi Eco, Ixo, etc.



<http://shop.ksb.com/catalog/k0/en/product/ES000276>

Cervomatic EDP.2



Number of pumps
U [V]

≤ 1
1~230 / 3~400

Description

Automatic control unit for pressure-controlled starting and either pressure-controlled or flow-controlled stopping and monitoring of a single pump.

Applications

In water supply systems with pumps of the Multi Eco, Ixo, etc. type series with single-phase or three-phase motors



<http://shop.ksb.com/catalog/k0/en/product/ES000275>

LevelControl Basic 2



Number of pumps
P [kW]
U [V]

≤ 2
≤ 22
1~230 / 3~400

Available for higher ratings and other mains voltages on request.

Description

Level control unit for controlling and protecting either one or two pumps. DOL starting up to 4 kW, star-delta starting up to 22 kW. Higher ratings on request.

Applications

Tank drainage using float switches, digital switches, 4...20 mA, pneumatic (without compressor) or bubbler system in building services and waste water applications. Tank filling using float switches, digital switches or 4...20 mA signals in building services and water supply applications.



<http://shop.ksb.com/catalog/k0/en/product/ES000603>

UPA Control



Number of pumps
P [kW]
U [V]

≤ 1
3
1~230 / 3~400

Description

The KSB switchgear is suitable for level control and protection of submersible borehole pumps, submersible motor pumps and dry-installed pumps with single-phase AC motors 1~ 230 V or three-phase motors 3~ 230 / 400 V / 50 Hz. The motor is started DOL. Enclosure: IP56, dimensions: 205 × 255 × 170 mm (H × W × D).



Applications

Irrigation and filling or draining tanks in water supply applications in combination with 4" and 6" pumps.




<http://shop.ksb.com/catalog/k0/en/product/ES000006>

Hyatronic N




	Number of pumps	≤ 6	Description Pump control system in control cabinet for cascade starting and stopping of up to six pumps. Applications For draining tanks and sumps in drainage and waste water disposal applications. For filling tanks in water supply applications. Level measurement using float switch or 4...20 mA sensor.	
	P [kW]	22		
	U [V]	3~400		
	Available for higher ratings and other mains voltages on request.			
			http://shop.ksb.com/catalog/k0/en/product/ES000303	

Monitoring and diagnosis

Amacontrol II

	Enclosure	IP20/IP54	Description Monitoring system for submersible motor pumps, with tripping function.
	T [°C]	≥ 0 - ≤ +40	
	Dimensions		
	H x W x D [mm]	180 x 250 x 115	
	U [V]	AC 230	

Amacontrol III

	Connections	Spring-loaded terminals	Description Protection module for water and waste water products as all-in-one device for motor temperature measurement, bearing temperature measurement, leakage measurement, vibration measurement and voltage measurement, as well as diagnosing a pump, pump system or submersible mixer to ensure trouble-free and reliable operation. Applications In water and waste water systems in combination with Amacan, Amamix, Amaprop, Amaline, Amarex KRT or Sewatec	
	Fastening	35 mm standard rail		
	T [°C]	≥ -30 - ≤ +70		
	Dimensions			
	H x W x D [mm]	127,2 x 45 x 113,6		
	U [V]	AC 115-230 ± 10 %		
	U [V]	AC/DC 24 ± 10 %		
			http://shop.ksb.com/catalog/k0/en/product/ES000946	

Legal information/Copyright

Product Portfolio Pumps | Automation

All rights reserved. The contents provided herein must neither be distributed, copied, reproduced, edited or processed for any other purpose, nor otherwise transmitted, published or made available to a third party without the manufacturer's express written consent.

Subject to technical modification without prior notice.

© KSB SE & Co. KGaA, Frankenthal 28/11/2019



Technology that **makes its mark**

The KSB Newsletter –
don't miss out, sign up now:
www.ksb.com/newsletter



KSB SE & Co. KGaA
Johann-Klein-Straße 9 • 67227 Frankenthal (Germany)
Tel. +49 6233 86-0
www.ksb.com

You can also visit us at
www.ksb.com/socialmedia